

Do the Slum Dwellers Enjoy the Basic Constitutional and Economic Rights as a Citizen in Bangladesh?

Basharat Hossain

Lecturer in Economics, Department of Business Administration, International Islamic University Chittagong
Chittagong, 154/A, College Road, ChwakhBazar, Chittagong-4203, Bangladesh
E-mail: m_basarat06@yahoo.com

Abstract

Bangladesh is a country of about 156 million people including nearly 7.81 million of slum people. This paper investigates 28 years data for 1986- 2014 periods on the living standard of slum dwellers of Bangladesh and presents the different forms of their deprivations, sufferings and miseries from basic needs including social, constitutional and economic rights. More specifically, the wretchedness of slum dwellers in housing, drinking water, sanitation, food intake, healthcare, education, employment, income patterns, social status and security, economic and public assistance has been explored in this paper. In addition, poverty scenario and services of social organization among slum people has been focused in this paper. Finally, it recommends some policies to improve the living conditions of slum dwellers in Bangladesh.

Keywords: Slum Dwellers, Standard of Living, Basic Needs, Constitutional and Economic rights, Bangladesh

JEL Classification: I31, I38, I13, I18, I25, E26, O18, O15, O17

1. Introduction

Slum is a word, a name that reflects the miseries of deprived people who have to struggle with poverty to survive in this beautiful world. Slums and shanties are available in every countries regardless developed or developing countries. Usually, poor people migrated from village and very poor people in urban areas live in slum. They choose the slum to live, because they have no afforded. This paper is an effort to explore the social and economic miseries of slum dwellers in Bangladesh and recommend some policy.

1.1. Slum : Definition and Characteristics

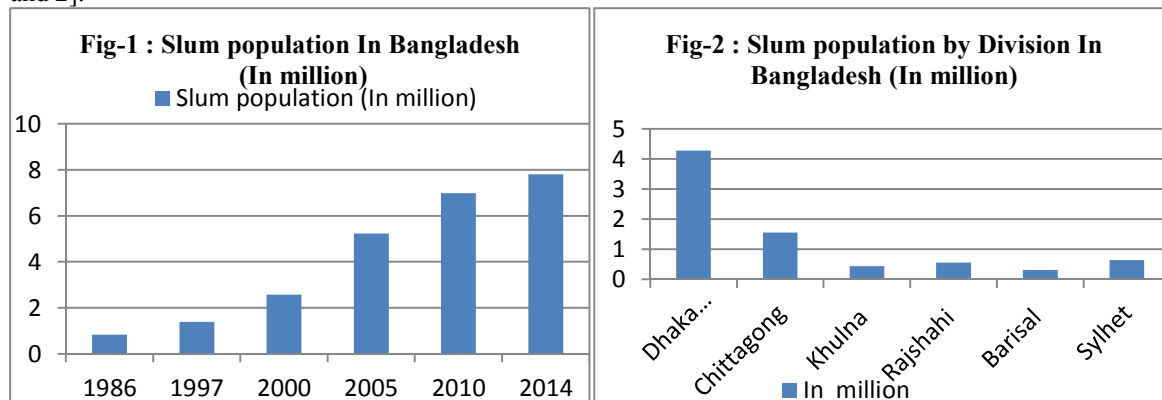
A slum can be defined as a cluster of housing units or a compact settlement with a minimum of 5-10 households or a mess unit with a minimum of 25 members and mostly very poor housing which grow unsystematically in government owned or private vacant land; very high population density and room crowding; very poor environmental services, especially water and sanitation; very low socio-economic status; lack of security of tenure. Basically, slum houses are situated beside the main roads, highways, near the market places, railway stations, junctions, beside the railway line, or nearby mills, factories, small scale industries, etc. The physical and hygienic conditions of such houses are far below those of a common urban residential area. Generally, this segment of people are distressed and forced to live in such unhygienic condition due to economic reason.

About 60 per cent of the physical condition of slums is characterized by high density living, improper utilization of public goods, lack of basic amenities, unhygienic and polluted environment, insufficient or absence of street lighting, little or no paved streets, poor literacy rate, unemployment, crime, social, moral and psychological degradation and poor health. Slums mainly provide informal labor market, characterized by low wage, insecurity and uncertainty of working hour. Almost all the newcomers to the city join the informal sectors. The main sectors are garment industry, rickshaw pulling, street vending, construction works and small business. They are living in such houses where ventilation, drinking water, electricity and sewerage facilities are absent and they create new problems like unemployment, underemployment, and high incidence of crime, proliferation of shanty towns, sub-standard housing, transportation, pollution and service supply problems (BBS, 1988, 1999, CUS, 2006, Hossain, 2011).

1.2. Slum of Bangladesh: An Overview

Bangladesh is the 5th densely populated country in the world with 1.37 percent population growth per year (UN, 2012 and GOB, 2013). About 156 million people live in this country including 47 million poor and 7.8 million slum people. In addition, it is a 'Low human development county' and ranked 147 with Human development index (HDI) score 0.512 (UNDP, 2013, Hossain, 2014). However, Slum population increases in Bangladesh tremendously during 1986-2014 periods. In 2014, the number of slum population stood at 7.8 million which is 839 % higher than the number of 1986. During 1986-2000 periods, the counted slum dwellers are 2.57 million. Increasing trend is alarmingly high during 2000-2014 periods. Basically, slum population increases for eight reasons such as river erosion, uprooted, driven out, abandoned, insufficient income, insecurity, for job and others. Among the seven divisions of Bangladesh, the worse situation has seen in Dhaka, the capital city of Bangladesh, where about 4.28 million, (about 55% of total) people live in slum. The second highest

proportion slum dwellers (20%) live in Chittagong, the second largest city of Bangladesh followed by Sylhet (8.3%), Rajshahi (7.1%), Khulna (5.7%). Only 3.9%, the lowest proportion, live in Barisal division [See Fig 1 and 2].



1.3. Basic Constitutional and Economic Rights of a Citizen in Bangladesh

The 15th section of Bangladesh constitution reveals the 'provision of basic necessities of life'. It states that, it shall be a fundamental responsibility of the State to ensure the 'basic necessities of life' including food, clothing, shelter, education and medical care; the right to work and guaranteed employment at a reasonable wage; the right to reasonable rest, recreation and leisure; and the right to social security, public assistance in cases of undeserved want arising from unemployment, illness or disablement, or suffered by widows or orphans or in old age, or in other such cases. Free and compulsory education and public health is also the basic rights of a citizen as described by the 17th and 18th section of Bangladesh constitution. These are the basic rights of a citizen in the country to attain a constant increase of productive forces and a steady improvement in the material and cultural standard of living of the people (GOB, 1972).

2. Objective:

The main objective of this paper is to reveal the miseries of the slum dwellers in living conditions of Bangladesh. More specifically, the aim of this study is to explore the different forms of their deprivations, sufferings and miseries from basic needs including social, constitutional and economic rights.

3. Methodology:

This paper is a descriptive analysis on miseries of slum people in Bangladesh. It has been prepared by using secondary data. The data on slums are mainly collected from the slum area census 1986, the Census of slum areas and Floating Population 1997, Slum of urban -Bangladesh, Mapping and Census, 2005 by Centre for Urban Studies (CUS) for USAID and multiple Indicator Cluster Survey 2006-2009 by UNICEF. The information of Bangladesh economy is gathered from Bangladesh Bureau of Statistics, Bangladesh Economic Review 2013-2014, United Nation etc. Moreover, relevant research papers, books, newspapers, websites, periodicals are reviewed in preparing this article.

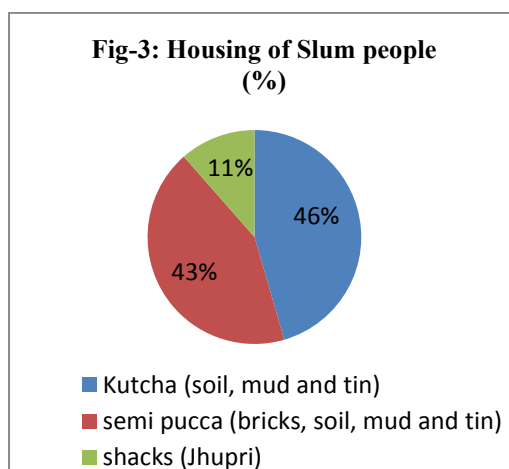
4. Literature Review:

A number of research works have been conducted on health service, livelihood, education and NGO coverage among the slum dwellers of Bangladesh. Alamgir *et al* (2009) analyzes the factors affecting the livelihood of migrants' slum dwellers in Dhaka city. Water Supply and Sanitation Facilities in Rajshahi Slums areas are explored in the paper of Alam *et al.* (2013). Hossain (2011) in his book describes the urban slum poverty in Bangladesh. Sharifa and Sen (2004) show the unsustainable livelihood of urban slum poor. Hanchett *et al* (2003) discuss the environmental problem of slum areas in Bangladesh. Cameron (2009, 2010) explains the educational status and facilities for urban slum people. Some health and educational indicators of Bangladeshi slum dwellers has been described in a report of UNICEF (UNICEF, 2010). Hossain (2011) give an overview on the slum areas of Bangladesh. Turin *et al* (2007) shows the dietary pattern and food intake habit of urban slum children. Changing Patterns in Lifestyle of urban slum people has been explored in the article of Islam *et al* (2012).

However, this research paper is different from the earlier research in a sense that, it analyzes 28 years data for 1986- 2014 periods, which is longer duration than previous research. In addition, this paper investigates the living standard of slum dwellers in whole country and explores the all forms of deprivations and miseries including social, constitutional and economic forms.

5. Basic Constitutional and Economic Rights of a Citizen and the Condition of Slum Dwellers in Bangladesh

5.1. Shelter and Housing Structure of Slum Dwellers’:

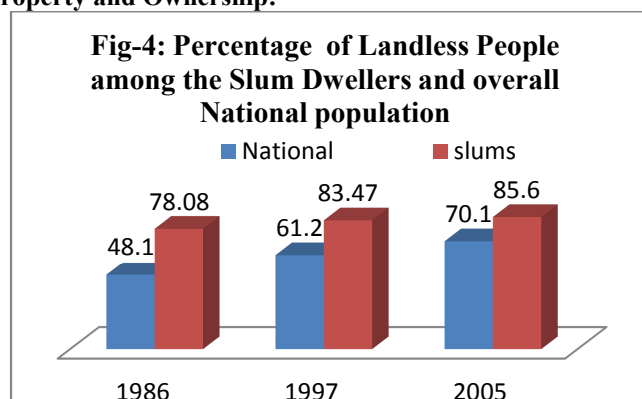


The slum peoples have shelter but their housing structure is very poor and population density in slum areas is scarily high. The average population density in slums is 831 persons per acre which is at least 7 times higher than the average for the country as a whole. Furthermore, the melancholies of slum dwellers are begun from their living places. Flooding, inadequate space, unhealthy environment is the common characteristics of slum houses. Most common form of the slum houses are Shacks (Jhupri), Bamboo structured house, Tin shed, Chhai (made by fodder), semi pucca (made by bricks, soil, mud and tin), Kutcha fragile structure (made by soil, mud and tin), Derelict old buildings. In Bangladesh, 44.8 percent slum households are living in Kutcha housing followed by semi pucca 42.4 percent and 11.3 percent in shacks (Jhupri) respectively (BBS, 1988, 1999, CUS, 2006, UNICEF, 2010) [See Fig 3].

5.2. Living Environment and Waste Disposal:

According to International Organization for Migration (IOM), about 70% of slum dwellers in Dhaka experienced some kind of environmental shocks (IOM, 2007). The living environment of the slums is dangerous for health mainly because of having no fixed place for waste disposal and unhygienic conditions with inadequate services and facilities (Parvin and Shaw, 2011). A study of Unnayan Onneshan finds that, 57 percent of households dispose wastes into the water body, while 42 percent of households dispose on the ground, mainly on the street. Though, only 1 percent of households have been found to dispose wastes in dustbin (Akter, 2010).

5.3. Rights of Property and Ownership:

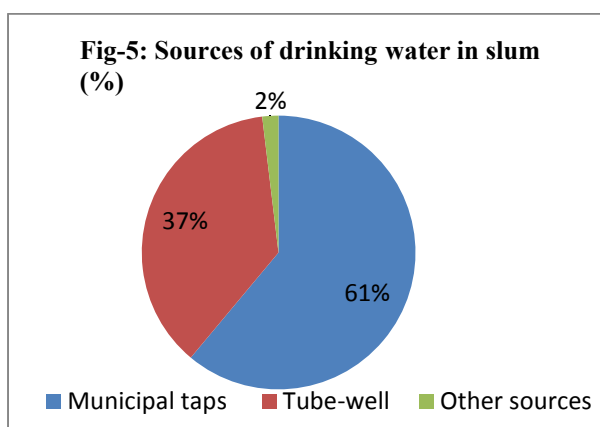


In Bangladesh, about 70 percent people are completely landless and this number is rising tremendously (Uddin, 2002, BBS, 2008). This scenario among the slum people is more stressful. In 1986, about 78.08 percent slum people were landless which is reached to 85.6 percent in 2005. about 73.9% of slum households live in rented land (BBS, 1999, CUS, 2006) [See Fig 4].

5.4. Food Items and Expenditure of Slum People:

Food insecurity and low dietary diversity is a common phenomenon for slum dwellers in Bangladesh. It is found in the research that, about 65 percent of total income of slum households is spent on food items. Nevertheless, 96.02 percent households rarely had more than two meals in a day (Akter, 2010). Moreover, About 26 percent of the total slum population consumes less than 80 percent of its recommended daily calorie consumption (IFPRI, 2007). The common items of meal include rice, potato, flour, vegetable and edible oil (lowest quality), and fish (weekly) and nutritious and protein rich product (meat, egg, milk, milk product, fruits (only banana)) are rarely consumed monthly, bi-monthly or during occasions and festivals. But most of them are categorized by lowest quality in taste. Besides, slum dwellers eat unsafe street food for its ease and affordability, which may cause renal failure, cancer and liver damage and all fatal diseases.

5.5. Sources of Drinking Water:

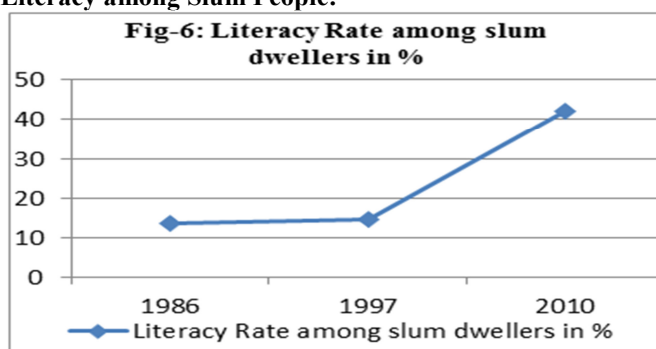


Slum censuses reported that, about 61.10% slum households are getting their drinking water from the municipal taps followed by 37% from tube-well and 1.90% from other sources respectively [See Fig 5]. Furthermore, 88 percent of them drink the unsafe and germ-infested water without boiling or filtering, Lack of affordability in buying gas or fuel, lack of knowledge is the main causes behind the drinking unsafe water. moreover, the have to spend about 37% of their daily time. About 50 percent of total slum children are found sick due to different types of water-borne diseases. Among them, 67 percent of affected children have been reported as suffering from diarrhea and cholera respectively (Turin et al. 2007, Alam et al. 2013).

5.6. Health Care:

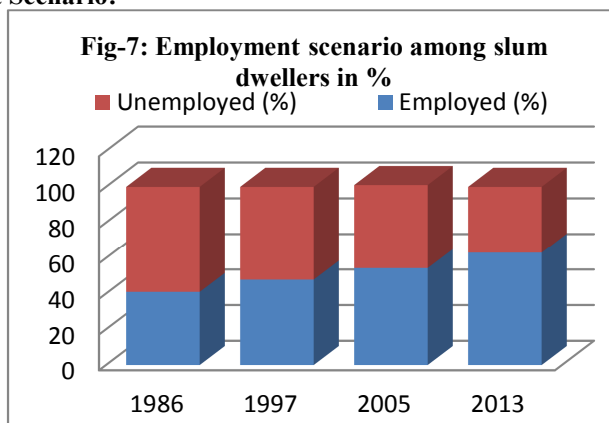
High density of population, filthy environment, polluted water, and poor sanitation exacerbate the risks of waterborne and airborne diseases, such as cholera, diarrhea, pneumonia, influenza and tuberculosis. Most of the times in the year, about 31.36 - 44.67 % slum people suffer from different diseases, 72 and 48 percent of them are female and male respectively. Only 2.4% of them get treatment from government and NGO hospitals for healthcare while 93 % of slums do not have Public health care clinics in Bangladesh. In addition, though the mortality rate (75 per 1,000 live births) among the slum children (under five) is decreasing but still nearly 12% than the overall urban rate (53 per 1,000 live births) and 9.5 percent higher than the rural rate. Besides, 60 percent of slum children are under weight and malnourished because of low initial breastfeeding rate (35%) (Turin et al. 2007, UNICEF, 2010).

5.7. Literacy among Slum People:



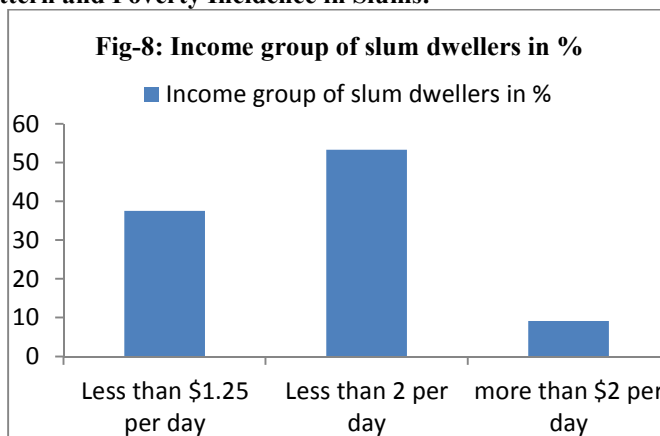
Literacy refers to the ability to write a letter. The literacy rate among the slum people increased significantly during 1986-2010 periods. In 2010, about 42 percent slum people (age 7+) are literate which is at least three times higher than the literacy rate of slum people in 1986. Moreover, the percentage of literacy rate is higher among male (18.19 percent) than the female (9 percent) population in the slum areas. youth literacy (women aged 15-24 years) is 51% and adult literacy (women aged 15-49 years) is 35% only, net attendance ratio in pre-school education is 13%, net attendance ratio in primary education is 65%, drop out in primary education is 8% which is 700% higher than the rural rate, net attendance ratio in secondary education is 18% which 63% lower than the corresponding rural rate [See Fig 6]. The literacy rate of slum people is very poor because of inadequate number of school, no opportunity of education for worker slum people (BBS, 1986, 1997, Cameron, 2009, 2010, UNICEF, 2010, CEDAR Barefoot Walk & SATHI, 2011). Baker (2007) in his study finds that there is at least one government school is available in 26 percent of slums in Dhaka city and 27 percent of slum have an NGO operated school but 47 percent slum have no school for education. But in other divisions, such numbers of schools are not available for slum dwellers.

5.8. Employment Scenario:



A person is employed who is engaged in some gainful work. Most of the slum dwellers including children and women are engaged in some activities in exchange of some benefits either in cash or kind. About 63.12 % of the slum populations are employed where 65.53% are male and 34.47% female respectively [See Fig 7]. On the other hand, 36.88% people including children and student are unemployed due to having no specific job. Slums have three times more child labour than the national average. Basically slum peoples are involved in the low wage informal sectors. The different forms of activities in informal sector are Rickshaw pulling, sewing, hawking, working in garments, street vending, garbage Collecting, knife sharpening, construction worker, drug peddling, driving, snake charming, Cleaning, sweeper, mechanics, carpenters, small artisans, transport worker barbers, shop keeping, and maid servant. It is reported that, only 5.5 % slum people get low wage job in formal sector. Slum people have to bribe influential local persons including chairman upazila, Ward Commissioners, government employee, local political party leaders, to provide the guarantor, to get job in formal sector such as garment, peon in government and private organization (Rashid, 2004, CUS, 2006, UNICEF, 2010).

5.9. Income Pattern and Poverty Incidence in Slums:



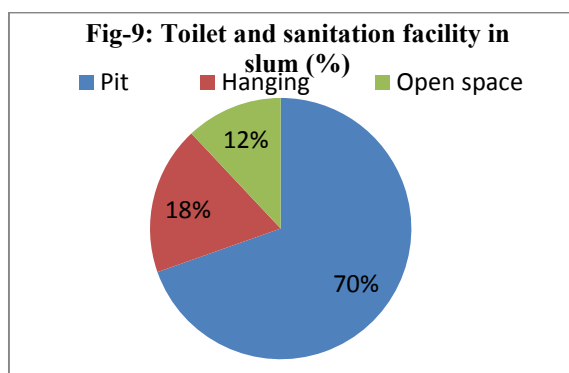
UN-HABITAT reported that, about 85 percent of urban slum dwellers are poor in Bangladesh (UN-

HABITAT, 2005). Recent data of Bangladesh Bureau of Statistics reveals that, 47.8 Percent of slum dwellers are absolute poor, who intake less than 2,122 kilo calorie food per person per day and 29 Percent are found as hardcore poor, who intake less than 2,122 kilo calorie food per person per day (BBS, 2005, 2010). The slum census report-2005 revealed that, 37.5 percent slum people are extreme poor who earn less than \$1.25 per day and 53.3 percent are moderate poor whose per day income is less than \$2. Only 9.1 percent have more than \$2 income per day [See Fig 8]. In addition, the overall poverty incident is very high among the slum dwellers in almost all division (seven divisions) of Bangladesh. The 99.9 percent of slum people are poor in Barisal division, among of them 44.8 percent are extremely poor. Khulna division has 99.7 percent slum poor whereas 99.5 percent, 97.1 and 94.1 slum poor live in Rajshahi, Chittagong and Sylhet divisions respectively. Dhaka, the capital city of Bangladesh, is slightly in better position, with 14.6 percent slum dwellers have income \$2 per day and slum poverty rate is 85.4 percent. The highest, 54.3 percent extreme slum poor are found in Khulna division followed by Rajshahi (52.1 percent), Barisal (44.8 percent), Chittagong (36.8 percent) and Dhaka (19.6 percent) respectively. The lowest, 1.9 percent extreme slum poor live in Sylhet division (CUS, 2006, UNICEF, 2010).

5.10. Sources of Light and Fuel:

Electricity is the source of light for 91.1 % slum households, 8 % use Kerosene for lighting and 0.9 % has no arrangement for lighting. Moreover, the slum dwellers usually use dry straw, cow-dung, dry leaves, husk, wood, gas etc. as fuel for preparation of their meals. Besides, only 44.6% of slum households have access to gas for cooking. But it is not available for the slum in Khulna, Rajshahi and Barisal divisions (BBS, 1999, UNICEF, 2010).

5.11. Toilet and Sanitation Facility:



The alarming scene is that, about 80 percent of the slum population in Bangladesh has no sanitation facilities. The slum censuses reported that, unsafe, unhealthy and open space toilets are available in the slum. Furthermore, 92 % slum people share their latrines and use some common form of toilets such as pit (52.2%) followed by hanging (13.8%) and open space (8.99%) [See Fig 9]. Only 9% slum people use improved sanitation which is 83 % lower than the overall rural rate (54%), (UNICEF, 2010). Islam et al. (2012) reported that, only 14 percent of the slum households have sanitation facilities in Dhaka city.

5.12. Social Security and Problems:

Most of the slum houses (86%) have no tenure security. At any times and any days, it might be evicted. Consequently, wariness and misery become the permanent distress of slum dwellers in Bangladesh. Besides, 17.21% have a disabled or economically-inactive member in their family (DSK, 2011). Moreover, the housewives and girls are often abused, teased and extorted by the local Terrorist (Mastaans). In addition, slum dwellers are forcibly or in greed of money involved in violence (Islam et al. 2009), Anam, 1993). Sometimes, they have to bribe influential local political party leaders and terrors. Though they get help from some NGOs, law enforce agencies are not helpful for them. However, due to very low socioeconomic status (96.9%) of slum people, they sometimes are engaged in unsocial and immoral activities. Such as crimes, snatching, stealing, drug selling and addiction, smuggling, prostitution, mugging, child trafficking (Islam, 2012).

5.13. Social and Economic Assistance:

About 71.5% of the slums areas are under the coverage of different NGOs, social, Government, savings or credit and non-profit organization. Different organizations including (typically known only by their acronyms) Water aid, WASA, BRAC, DSK, icddr'b, Muslim aid, ASA, BURO, BRAC, JCF, PMUK, SAJIDA, SSS, TMSS, PROSHIKA, SHAKTI, SEEP, and Padakkhep are basically provide health care, education, microcredit, water

supply, family planning services (DSK website 2012). Moreover, about 13.1% and 58.4% slum households receive services from one and more than one organization respectively. Among the six divisions of Bangladesh, Rajshahi received the highest services followed by Barisal, Dhaka, Khulna, Chittagong and Sylhet respectively. As a result, the economic, social and decision making status of slum people improved substantially (Alamgir *et al.* 2009).

6. Summary of Findings:

About 7.81 million people live in slum areas which is 15% of total population in Bangladesh. About 85 percent slum people are completely landless. Most common form of the slum house is Shacks and the average population density in slums is 831 persons per acre. The common physical condition of slums is unhygienic and polluted where basic fundamental constitutional and economic facilities are absent. Moreover, 96.02 percent households rarely had more than two meals in a day, 88 percent of them drink the unsafe and germ-infested water, 50 percent of total slum children are found sick, about 31.36 - 44.67% slum people suffer from different diseases in most of time in a year, 93% of slums do not have Public health care clinics, youth literacy (women aged 15-24 years) is 51% and adult literacy (women aged 15-49 years) is 35% only. About 63.12% of the slum populations are employed in the low waged informal sectors, 47.8 Percent and 29 Percent of slum dwellers are absolute and hardcore poor, Electricity is the source of light for 91.1% slum households. Only 9% slum people use improved sanitation, 86% slum houses have no tenure security, the socioeconomic status of slum people is very low, and they sometimes are engaged in crimes. About 71.5% of the slums areas are under the coverage of different NGOs, social, Government, savings or credit and non-profit organization and working to improve the living condition of slum people.

7. Recommendations:

Since, donation or charity is not the permanent solution. So, specific development program or project should be taken slum people by the government and Development NGOs in the forms which make them self-dependent to improve their standard of living. If the slum people become educated, they will earn their livelihoods pleasantly. Moreover, Special program for rehabilitations are needed, because 70 percent of slum dwellers are landless. Besides, free-education programs for children, old aged people, training programs for men and women, awareness raising program, transfer payments for disabled or ill people, offering part-time jobs, interest free loan or loan at lowest rate of interest, religious motivation to reduce crimes, Special subsidy or donation for pure drinking Water and sanitation, program for poverty alleviation, arranging special branch of law enforcing agencies, organizing several market for informal sector or any other possible ways should be taken by the government and other social organization. In addition, Government may impose poll tax on the richest man or collect the Zakah (obligatory Islamic tax) money (2.5%) from them in the country.

8. Conclusion

“Slum life” is another form of nightmare, life of human as non-human being, and the final deprivation from fundamentals constitutional and economic rights. It is proved from the description of this paper. Though every government committed to eradicate poverty completely, they did not yet take the appropriate program to save the lives of 7.8 million slum people, it is urgent to take immense steps by government, NGOs, even an individual. Otherwise, instead of becoming a peaceful and developed nation, our country will be a hell for us.

References:

- Akter, Tahera, (2010), Migration and living conditions in urban slums: implications for food security, published by Unnayan Onneshan, Dhaka, Bangladesh Web: www.unnayan.org, <http://www.unnayan.org/reports/Migration.and.living.conditions.in.urban.slums.pdf>
- Alamgir, M. S., M. A. Jabbar and M. S. Islam (2009), Assessing the Livelihood of Slum Dwellers' in Dhaka city, Journal of Bangladesh Agricultural University. Volume 7, Issue 2, pp.: 373-380,
- Alam, Md. Zahanggir ; Rahman, Md. Alinur; Firoz, Md. Abdullah Al (2013), Water Supply and Sanitation Facilities in Urban Slums: A Case Study of Rajshahi City Corporation Slums, American Journal of Civil Engineering and Architecture, Vol. 1, No. 1, 1-6
- Anam, Shaheen (1993), staying alive: urban poor in Bangladesh, UNICEF, pp. 13
- Baker, J.L. (2007), Dhaka: improving living conditions for the urban poor. World Bank
- BBS (2005, 2010), Household Income and Expenditure Survey (HIES) 2005 and 2010, Bangladesh Bureau of Statistics, Dhaka, Bangladesh
- BBS (1988), Report on the slum area census 1986, Bangladesh Bureau of Statistics, pp. 4, Dhaka, Bangladesh,
- BBS (1999), Census of slum areas and Floating Population 1997, Volume-1, Bangladesh Bureau of Statistics, pp. 2, Dhaka, Bangladesh
- BBS (2011), Bangladesh Population and Housing Census 2011, Bangladesh Bureau of Statistics, Dhaka,

- Bangladesh, retrieved from: <http://www.bbs.gov.bd/Home.aspx#>
- Cameron, Stuart (2009), Education in slums of Dhaka, Bangladesh, Paper prepared for the 10th UKFIET International Conference on Education and Development, 2009
- Cameron, Stuart (2010), Access to and Exclusion from Primary Education in Slums of Dhaka, Bangladesh CEDAR Barefoot Walk & SATHI, (2011), Hope for Urban Slum Dwellers in Bangladesh, CEDAR Barefoot Walk & SATHI. Retrieved from: <http://cedarbarefootwalk.wordpress.com/2011/09/30/hope-for-urban-slum-dwellers-in-bangladesh/>
- CUS (2006), Slum of urban Bangladesh, Mapping and Census, 2005, Centre for Urban Studies (CUS), Dhaka, Bangladesh
- DSK Website (2012), Working Area, Dushtha Shasthya Kendra, DSK, Website: www.dskbangladesh.org, (Accessed on 24.12.2012)
- GOB, (1972), The Constitution of the People's Republic of Bangladesh, PART II, fundamental principles of state policy, PART III, fundamental Rights. Government of Bangladesh, accessed from <http://unpan1.un.org/intrdoc/groups/public/documents/APCITY/UNPAN014593.pdf>
- GOB (2013), Bangladesh Economic Review 2013, Ministry of Finance, Government of Bangladesh, Dhaka, retrieved from: http://mof.gov.bd/en/index.php?option=com_content&view=article&id=72&Itemid=1
- Hanchett, Suzanne; Akhter, Shireen; Khan, Mohidul Hoque; Mezulianik, Stephen and Vicky, Blagbrough (2003), Water, sanitation and hygiene in Bangladeshi slums: an evaluation of the Water Aid– Bangladesh urban programme, International Institute for Environment and Development, Published by: <http://www.sagepublications.com>
- Hossain, Basharat (2011), *Slum of Bangladesh: An Overview*, retrieved from: <http://economicsbd.wordpress.com/2011/03/06/a-brief-history-of-economics/>
- Hossain, Basharat (2014); Poverty Reduction during 1971-2013 Periods: Success and its Recent Trends in Bangladesh, Global Journal of Human-Social Science: E-Economics, Volume 14 Issue 5 (Ver. 1.0).pp.39-47
- Hossain, Shahadat (2011), Urban Poverty in Bangladesh: Slum Communities, Migration and Social Integration, I.B.Tauris & Co Ltd, London
- IFPRI (2007), Study of Household Food Security in Urban Slum Areas of Bangladesh, 2006, published by International Food Policy Research Institute, Final Report for World Food Program– Bangladesh, Washington, D.C. USA
- IOM- Mahajan, D. (2010). No Land's Man: Migration in a Changing Climate. In, On the Move: Migration Challenges in the Indian Ocean Littoral, E. Laipson and A. Pandya (eds.), The Henry L. Stimson Center, Washington DC
- IOM (2007), Discussion Note: Migration and the Environment. MC/INF/2008, International Organization for Migration
- Islam, Atikul (2012), Crimes at the Urban Slum: A sociological study on the crimes committed at Mohammadpur Geneva Camp, Dhaka, Bangladesh, pp.9-25, LAP LAMBERT Academic Publishing
- Islam, M S; Kurshed, AAM; Azad, TMA and Bhuyan, M A H;(2012), Changing Patterns in Lifestyle, Food Intake and Health Status between Selected Beneficiary People and Non-beneficiary People of Urban Slum in Dhaka City, Bangladesh Journal of Nutrition, Vol. 24-25, Institute of Nutrition and Food Science, University of Dhaka, Dhaka-1000, Bangladesh.
- Islam, Nazrul; Mahub, Dr. AQM and Nazem, Dr. Nurul Islam (2009); urban slums of Bangladesh, the Daily star, Published On: 2009-06-20. Retrieved from: <http://www.thedailystar.net/story.php?nid=93293>
- Parvin, G. A. and Shaw, R. (2011), Climate Disaster Resilience of Dhaka City Corporation: An Empirical Assessment at Zone Level, Risk, Hazards & Crisis in Public Policy, 2(2), Art.6
- Rashid, Sabina Faiz (2004), worried lives: poverty, gender and reproductive health of married adolescent women living in an urban slum in Bangladesh. Doctoral, Australian National University, July
- Sharifa, Begum and Sen, Binayak (2004), Unsustainable Livelihoods, Health Shocks and Urban Chronic Poverty Rickshaw Pullers as a Case Study, Mimio, Chronic Poverty Research Centre and Bangladesh Institute of Development Studies, Dhaka, Bangladesh
- Turin, Tanvir Chowdhury; Rumana, Nahid; Shahana, Nahid (2007), Dietary Pattern and Food Intake Habit of the Underprivileged Children Residing in the Urban Slums, Iran J Pediatr, Vol 17, No 3;227-234
- Uddin, Muhammed Kamal (2002), needs for land and agrarian reform in Bangladesh, Paper presented in the Regional Workshop on Land Issues for Asia held on 4-6, June 2002, in Phnom Penh, Cambodia
- United Nation (2012), World Population Prospects: 2012 revision, Department of Economic and Social Affairs Population Division, United Nations
- UN-HABITAT (2005), Slum trends in Asia, UN-HABITAT Global Urban Observatory 2005, pp.2-3
- UNICEF, (2010), Understanding Urban Inequalities in Bangladesh: A prerequisite for achieving Vision 2021, a study based on the results of the 2009 Multiple Indicator Cluster Survey, United Nations Children's Fund (UNICEF), Bangladesh

The IISTE is a pioneer in the Open-Access hosting service and academic event management. The aim of the firm is Accelerating Global Knowledge Sharing.

More information about the firm can be found on the homepage:
<http://www.iiste.org>

CALL FOR JOURNAL PAPERS

There are more than 30 peer-reviewed academic journals hosted under the hosting platform.

Prospective authors of journals can find the submission instruction on the following page: <http://www.iiste.org/journals/> All the journals articles are available online to the readers all over the world without financial, legal, or technical barriers other than those inseparable from gaining access to the internet itself. Paper version of the journals is also available upon request of readers and authors.

MORE RESOURCES

Book publication information: <http://www.iiste.org/book/>

IISTE Knowledge Sharing Partners

EBSCO, Index Copernicus, Ulrich's Periodicals Directory, JournalTOCS, PKP Open Archives Harvester, Bielefeld Academic Search Engine, Elektronische Zeitschriftenbibliothek EZB, Open J-Gate, OCLC WorldCat, Universe Digital Library, NewJour, Google Scholar

