

# Characterization of Diesel-Hydrogen Peroxide Fuel Blend

<sup>1</sup>Muhammad Saad Khan, <sup>\*</sup>Iqbal Ahmed, <sup>1</sup>M I Abdul Mutalib and <sup>1</sup>M A Bustam

<sup>1</sup>Department of Chemical Engineering, Faculty of Engineering,  
University Teknologi PETRONAS, Tronoh, Perak, Malaysia;31750.

\*iqbalmouj@gmail.com

## Abstract

In the present work, the outcome of Hydrogen peroxide–diesel fuel blends on the physicochemical properties and kinetic study has been studied. A various blends of diesel-hydrogen peroxide ranging from 5% hydrogen peroxide (H<sub>2</sub>O<sub>2</sub>), up to 15% by volume in several fuel blends were experimentally investigated and compared with standard diesel fuel. A new emulsifier has been developed for obtaining better emulsion between diesel and hydrogen peroxide. According to ASTM Standard for fuel tests, the results showed that hydrogen peroxide is capable of enhancing the diesel fuel properties. This is due to the presence of additional oxygen atom within the H<sub>2</sub>O<sub>2</sub> molecule which can enhance the combustion process and ultimately affecting the exhaust emission.

**Keywords:** ASTM test, diesel, hydrogen peroxide, physicochemical properties.

## 1. Introduction

Diesel engines are a type of internal combustion engine. Rudolf Diesel firstly designed the diesel engine to use coal dust and vegetable oil as a fuel. Rudolf subsequently tested it with diesel derived from various type of oils including some vegetable oils, such as peanut oil, to power the engines, which he exhibited at the 1900 Paris Exposition and the 1911 World's Fair in Paris (Mustufa and Havva, 2008). Generally, petroleum-derived diesel comprises of about 75% saturated hydrocarbons (primarily paraffin's including n, iso, and cycloparaffins), with 25% aromatic hydrocarbons (including naphthalenes and alkylbenzenes). The average chemical formula for common diesel fuel is C<sub>12</sub>H<sub>23</sub>, ranging approximately from C<sub>10</sub>H<sub>20</sub> to C<sub>15</sub>H<sub>28</sub>(Riazi, 2005).

Investigations on various types of fuels had been conducted in recent years for improving the quality and performance of diesel fuel. Especially for the reduction of emitted pollutants; researchers have focused their interest on the area of fuel related techniques such as, the use of alternative fuels, often in fumigated form, or gaseous fuels of renewable nature that are environmentally friendly (Anand et al., 2011; Lujaji et al., 2011; Torres-jimenez et al., 2011; Yasar et al., 2011; Ying et al., 2008) or oxygenated fuels that show the ability to reduce particulate emissions (Ashok and Saravanan 2007; Chen et al. 2008; Karas et al., 1995; Lin and K. Wang, 2004; X Shi et al., 2005; Jianxin Wang et al., 2009).

Significant attention has been given to alternative fuel with superior physiochemical properties for protecting the environment and enhancing the fuel efficiency aspect, particularly the alcohol based fuels. Much attention has been given to ethanol because of its admirable properties (Chen et al., 2009; Guarieiro et al., 2009; Huang et al., 2009; Kwanchareon et al., 2007; Kwanchareon and Luengnaruemitchai, 2007; ,Rakopoulos et al., 2010; Xingcai et al. 2004a; Xing-cai et al., 2004b) . Also methanol (M100) has been looked into as an alternative diesel fuel for used in heavy-duty vehicles (Cenk et al., 2010; Sayin et al., 2009). Denatured ethanol (E95) had also been used in transport buses, that operated in the Midwest and as a replacement for M100 in transport buses during a period of high methanol prices. Blends of methanol and ethanol used in gasoline, with a focus on blends containing 85% alcohol (M85 and E85) (Ajba et al., 2011; Mehta et al., 2012) were evaluated as alternative light-duty vehicle fuels.

To attain substantial reductions in emissions, it is thought that reformulation of diesel fuels properties has played a very important role (De-gang et al., 2005; Tat and Gerpen, 2002). The reformulation of diesel fuels include; lowering the sulfur and/or aromatic content, or potentially the addition of oxygen atoms within the fuel. It has been shown that many oxygenates were effective in reducing particulate emissions from diesel engines (Neeft et al., 1996; Grabowski and McCormick, 1998; Choi and Reitz, 1999; Beatrice et al., 1999). Therefore, much research was focused on screening of oxygenated fuel additives, including alcohols, esters, and ethers. Dimethyl ether (DME) was regarded as one of the promising alternative fuels or oxygen additives for diesel engines, with its advantages of a high cetane number and oxygen content (Arinan and Orman, 2011).

Hydrogen peroxide (H<sub>2</sub>O<sub>2</sub>) is a pale blue liquid, slightly more viscous than water, which appears colorless in dilute solution. It is a weak acid along with strong oxidizing properties, and a powerful bleaching agent. It is widely used as a disinfectant, antiseptic, oxidizer, and in rocketry as a propellant. The oxidizing capacity of H<sub>2</sub>O<sub>2</sub>

is so strong that it is considered a highly reactive oxygen species (Ashok and Saravanan, 2008; Voloshin et al., 2007).

In this study, introduction of H<sub>2</sub>O<sub>2</sub> as blend for diesel was carried out experimentally. Various compositions of H<sub>2</sub>O<sub>2</sub> were tested in order to enhance the properties of diesel, ranging from lean crude diesel and up to the optimum condition. Poly saccharide (PS) based emulsifier reduces the surface tension between the diesel and H<sub>2</sub>O<sub>2</sub> and stabilizes the blend for longer period. Previously, Ashok and Saravanan worked on performance and emission characteristics of adding H<sub>2</sub>O<sub>2</sub> as an additive with the selected ratio of the most common available emulsifiers (Span 80) (Abe et al., 2010; Ashok and Saravanan, 2008; Taylor, 2011).

## 2. Material & Method

For the experimental work, the reference diesel fuel was obtained from PETRONAS fuel station whilst the commercial grade hydrogen peroxide (30%) was obtained from the Chemical Company of Malaysia Berhad (CCM). Analytical grade acetone (99.9%) and the Agarose were purchased from Merck. Prior to performing the experimental measurements of each material and fuel blends, all the mass measurements were performed using an electrical balance (Dhona 200 D, India) which has a precision of 0.0001mg. The densities of each liquid (diesel, H<sub>2</sub>O<sub>2</sub>, and acetone) were measured with a capillary pycnometer. All experiments are repeated three times for consistency and the average reading was used. The emulsifier was prepared shortly prior to the mixing between the reference diesel (R.D) and the H<sub>2</sub>O<sub>2</sub> to form the diesel blend fuel. The reaction between the poly saccharide and acetone at a ratio of 1:4 (weight/volume) were conducted in a 250 ml sealed Schott bottle with a magnetic stirrer inserted in the solution and then place on a hot plate at temperature 50 °C for 12 hours, which was necessary to obtain the desired characteristics. The diesel/H<sub>2</sub>O<sub>2</sub> blends were prepared under closed heating system at room temperature and atmospheric inner oxygen pressure. During diesel/H<sub>2</sub>O<sub>2</sub> blends preparation, the amount of poly saccharide emulsifier was kept at 5 vol. %, and the volume ratios of H<sub>2</sub>O<sub>2</sub> to the reference diesel were varied within the range of 0 to 0.15 vol%. Details of experiments which were performed according to ASTM D-975 methods are shown in Table 1.

Table 3: ASTM standard for Diesel fuel Testing

S. No.	Property	ASTM Method
1	Density	ASTM D-1298
2	Viscosity	ASTM D-445
3	Kinematic Viscosity	ASTM D-445
4	Flash Point	ASTM D-93
5	Fire Point	ASTM D-92
6	Refractive Index	ASTM D-1218
7	Surface Tension	ASTM D-971
8	Ph	ASTM D-4539
9	Moisture Contents	ASTM D-2709
10	API Gravity	ASTM D-287

## 3. Results & Discussion

### 3.1 Influence of H<sub>2</sub>O<sub>2</sub> on density of fuel blend

Density is a key fuel property, which directly affects the engine performance characteristics. Many performance characteristics, such as cetane number and heating value, are related to the density of fuel (Wisniak et al., 2007). The density of diesel fuel usually varies between 0.81 and 0.89 g/cm<sup>3</sup>. In this study, the densities of prepared fuel blend are laid between these values. Emulsifier has the lowest density value of 0.6123g/cm<sup>3</sup> among the individual component, while hydrogen peroxide having a density of 1.130 g/cm<sup>3</sup> is higher value than the pure diesel fuel. As a result, the experimentally measured values of densities for the fuel blends as presented in Figure 1 showed higher values than the reference diesel. Although the density of hydrogen peroxide is much greater, the energy content is apparently lower both on a mass and volume basis when compared to the reference diesel fuel (Ashok and Saravanan, 2007). Figure 1 shows the density and API gravity for all the fuel blends with different hydrogen peroxide composition. The density of the fuel blends showed increasing value with the increased in hydrogen peroxide composition in the mixture due to higher density of H<sub>2</sub>O<sub>2</sub>, having a value of 1.130 g/cm<sup>3</sup>. However, the density of the fuel blends does not increase much when the hydrogen peroxide exceeded more than 15%.

Due to the reduction in the energy content after the addition of the hydrogen peroxide, more fuel injection into the combustion chamber is required. Nevertheless, such disadvantage is compensated back through the higher cetane number of the fuel blends with the addition of hydrogen peroxide. Higher cetane number of the fuel blends will lead to cleaner combustion hence lowering the emission of carbon monoxide from the engine.

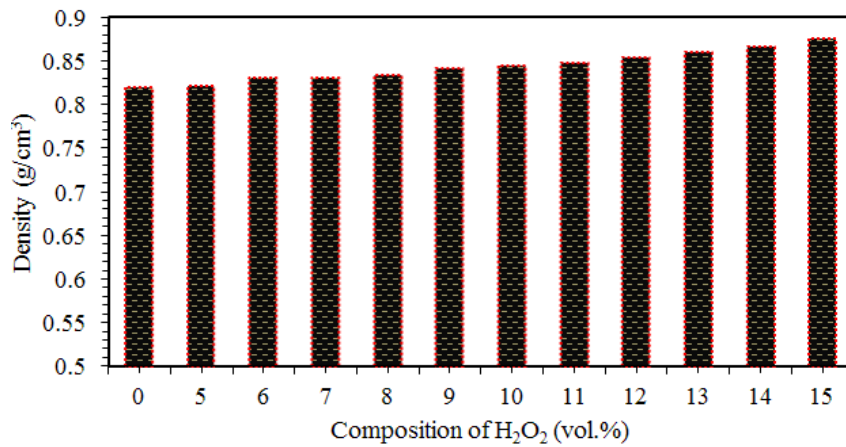


Figure 1: Density ( $\text{g/cm}^3$ ) versus volumetric compositions of  $\text{H}_2\text{O}_2$

### 3.2 Influence of $\text{H}_2\text{O}_2$ on Viscosity of blend fuel

The viscosity of a fluid demonstrate its resistance to shear or flow, and is a measure of the fluids adhesive/cohesive or frictional properties. Usually the viscosity of diesel fuel varies between 1.8 and 4.9 cP (Alptekin and Canakci, 2008). In the study, the viscosities of the prepared diesel fuel blend were found to be well within these values. The value of the viscosity of pure reference diesel fuel is 3.84 cP whilst the viscosity of the emulsifier is 10.5 cP which is the highest among the components. The hydrogen peroxide has a viscosity of 1.245 cP, which is relatively much lower compared to the diesel fuel. The experimental values of the viscosities along with the kinematic viscosities of the fuel blend are presented in Figure 2. Only small changes in the value of the viscosity was observed as the composition of hydrogen peroxide in the diesel fuel blend varied but the changes did not reflect a linear pattern. Viscosities play very important role in fuel atomization and appropriate distribution in the combustion chamber. The viscosity of fuel blends slightly decrease with the increased in the amount of hydrogen peroxide presence in the mixture due to the lower viscosity value of  $\text{H}_2\text{O}_2$  which is 1.145 cP.

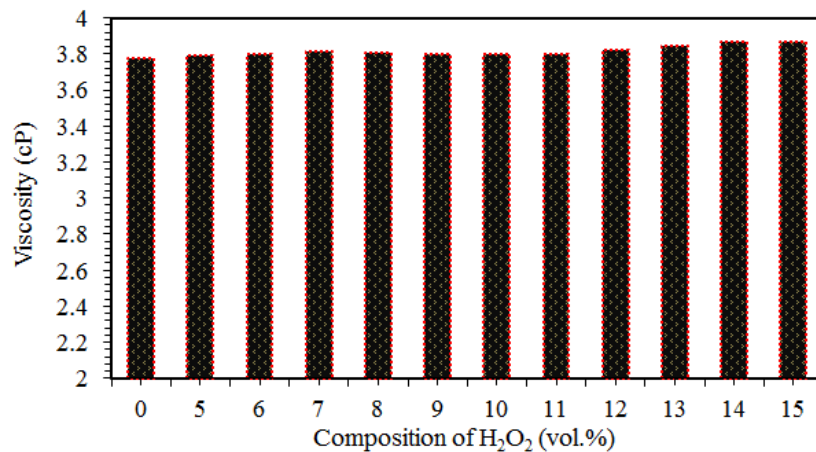


Figure 2: Viscosity versus volumetric compositions of  $\text{H}_2\text{O}_2$

### 3.3 Influence of $\text{H}_2\text{O}_2$ on pH Content of fuel blend

The pH of a diesel fuel usually varies between 3.6 to 5.6 . In this study, the pH value of the prepared diesel fuel blend was found to be well within these values. Emulsifier has the highest pH value of 6.4 among the individual component, while hydrogen peroxide having a pH of 3.20, which has a quite lower value than pure diesel fuel. The experimental pH values of the diesel fuel blend as presented in Figure 3 showed that the pH of each blend fuels has lower than those of the reference diesel. Although the pH of hydrogen peroxide is much lower, subsequently the addition of hydrogen peroxide improved the acidic nature of the fuel blend. The pH value of fuel blends decreases with the increased in the amount of hydrogen peroxide in the mixture due to lower pH value of hydrogen peroxide as shown in Figure 3. Again, similar observation was obtained as the pH of the

blends exceeded beyond 15% hydrogen peroxide. Below the limit, the changes in the pH of the diesel fuel blends will become smaller.

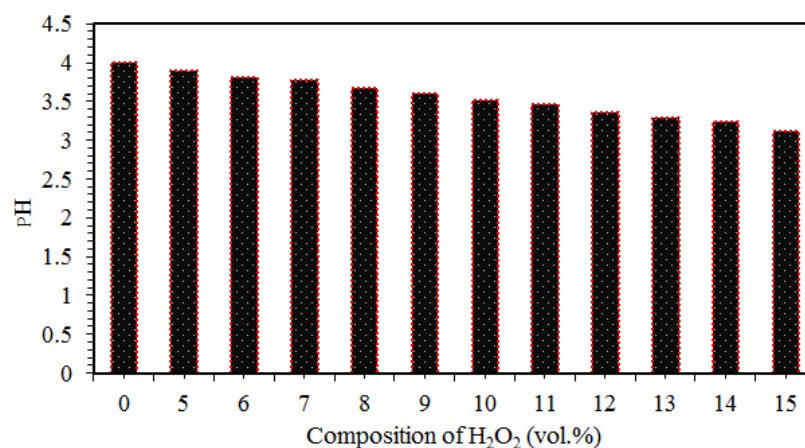


Figure 3: pH versus volumetric compositions of H<sub>2</sub>O<sub>2</sub>

### 3.4 Influence of H<sub>2</sub>O<sub>2</sub> on Refractive Index of blend fuel

Refractive index is a significant property characteristic for fuel characterization, especially for intermediate calculations like hydrogen contents of hydrocarbons and refractivity intercept (Perkash, 2003; Riazi, 2005). Refractive index is independent of units as it is counted as the ratio of the speed of light in air compared to the specific medium. The refractive index value of diesel fuel frequently varies between 1.45 to 1.475. In this study, the refractive index value of the prepared fuel blend is well within the stated values. The order of the refractive index for the three components could be arranged in the sequence of pure diesel fuel, hydrogen peroxide and the emulsifier with the latter having the lowest value. Consequently, the experimental values of the refractive index and the fuel blend compositions are presented in Figure 4. From the figure, it is clearly illustrated that the refractive index of the fuel blends decreases slightly with the increased in the amount of hydrogen peroxide in the fuel blends.

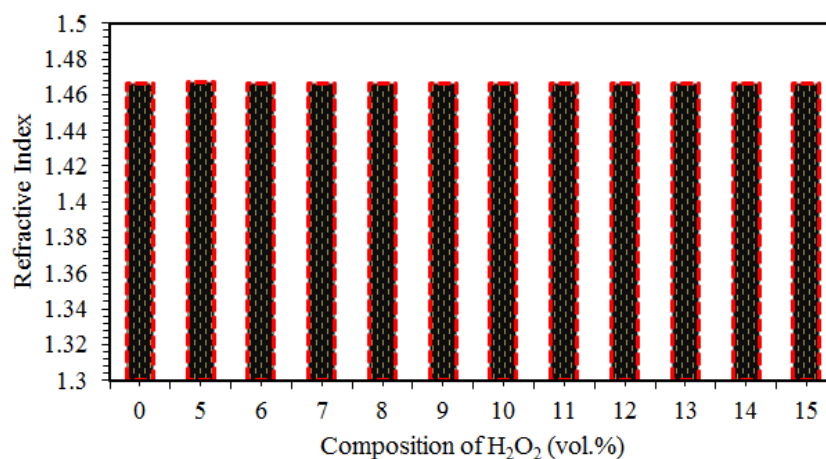


Figure 4: Refractive Index versus volumetric compositions of H<sub>2</sub>O<sub>2</sub>

## 4. Conclusion

In this experimental study, the effects of adding hydrogen peroxide (H<sub>2</sub>O<sub>2</sub>) on diesel fuel blends have been carried out at various compositions ranging between 0 to 15 vol%.. The results of the physicochemical characterizations according to ASTM D-975 (standard diesel fuel Testing) showed that addition of hydrogen peroxide in a diesel fuel blend will alter its properties comprising of density, viscosity, pH and refractive index. The density of the fuel blend increases slightly with hydrogen peroxide composition due to the higher density of the latter. While the viscosity of the fuel blend decreases slightly due to the lower viscosity value of the hydrogen peroxide. The pH of the diesel fuel blend demonstrates larger effect where it decreases linearly as the amount of hydrogen peroxide is increased in the fuel blend respectively. Finally, the refractive index showed extremely small reduction as the quantity of the hydrogen peroxide is increased in the diesel fuel blend.

**Acknowledgements:** Authors would like to express their sincere gratitude to staff of Department of Chemical engineering UTP Malaysia, for their selfless help and assistance. University Technology PETRONAS financially supported this project.

## References

- Abu-Qudais, M., Haddad, O., & Qudaisat, M. (2000). The effect of alcohol fumigation on diesel engine performance and emissions. *Energy Conversion & Management*, 41:389–399.
- Ajba, L.H., Ller, Z.E., Agy, E.N., Ancsok, J.H. (2011). Properties of Diesel-Alcohol Blends. *J. Indust. Chem. Veszp.*, 39, 349–352.
- Alptekin, E., & Canakci, M. (2008). Determination of the density and the viscosities of biodiesel – diesel fuel blend. *Ren. Ener.*, 33, 2623–2630.
- Alptekin, E., & Canakci, M. (2009). Characterization of the key fuel properties of methyl ester–diesel fuel blends. *Fuel*, 88, 75–80.
- Anand, K., Sharma, R.P., & Mehta, P.S. (2011). Experimental investigations on combustion, performance, and emissions characteristics of neat karanja biodiesel and its methanol blend in a diesel engine. *Biomass & Bioenergy*, 35(1), 533–541. doi:10.1016/j.biombioe.2010.10.005
- Arinan, A., & Sultan, O. (2011). Future Fossil Fuel Alternative; Di-methyl Ether (DME) A review. *Int. J. Ren. Ener. Res.*, 1, 252–258.
- Ashok, M.P., & Saravanan, C.G. (2007). Performance and Emission of the Emulsified Fuel in a DI Diesel Engine Using Oxygenated Additive Diethyl Ether with Surfactant of Span-80. *Energy & Fuels*, 21, 1878–1882.
- Balat, M., & Balat, H. (2008). A critical review of bio-diesel as a vehicular fuel. *Energy Conversion and Management*, 49, 2727–2741. doi:10.1016/j.enconman.2008.03.016
- Beatrice, C., Bertoli, C., Del Giacomo, N., & Migliaccio, M. (1999). Potentiality of Oxygenated Synthetic Fuel and Reformulated Fuel on Emissions from a Modern DI Diesel Engine. *SAE Tech. Paper*, 01-3595.
- Born, C., & Peters, N. (1998). Reduction of soot emission at a DI diesel engine by additional injection of hydrogen peroxide during combustion. *SAE Paper*, 01-982676.
- Chen, H., Jianxin, W., Shijin, S., & Wenmiao, C. (2008). Study of oxygenated biomass fuel blends on a diesel engine. *Fuel*, 87, 3462–3468.
- Chen, Z.Q., Ma, X.X., Yu, S.T., Guo, Y.N., & Liu, J.S. (2009). Physical-Chemical Properties of Ethanol-Diesel Blend Fuel and Its Effect on the Performance and Emissions of a Turbocharged Diesel Engine. *Int. J. Autom. Tech.*, 10, 297–303.
- Choi, C.Y., & Reitz, R.D. (1999). An experimental study on the effects of oxygenated fuel blends and multiple injection strategies on DI diesel engine emissions. *Fuel*, 78, 1303–1317.
- De-gang, L., Zhen, H., Xingcai, L., Wu-gao, Z., & Jian-guang, Y. (2005). Physico-chemical properties of ethanol–diesel blend fuel and its effect on performance and emissions of diesel engines. *Renewable Energy*, 30, 967–976.
- Gerdes, K.R., & Suppes, G.J. (2001). Miscibility of Ethanol in Diesel Fuels. *Ind. Eng. Chem. Res.*, 40, 949–956.
- Golovitchev, V.I., Piliav, M. L., & Bruno, C. (1996). Autoignition of methane mixtures: the effect of hydrogen peroxide. *J. Prop. Pow.*, 12, 699–707.
- Golovitchev, V.I., & Chomiak, J. (1998). Evaluation of ignition improvers for methane autoignition. *Comb. Sci. & Tech.*, 135, 31–47.
- Guariero, N., Amanda F. D., & Ednildo, A. (2009). Emission profile of 18 carbonyl compounds, CO, CO<sub>2</sub>, and NO<sub>x</sub> emitted by a diesel engine fuelled with diesel and ternary blends containing diesel, ethanol and biodiesel or vegetable oils. *Atmosp. Env.*, 43, 2754–2761.
- Huang, J., Yaodong, W., Shuangding, L., Anthony P. R., Hongdong, Y., & Huifen, L. (2009). Experimental investigation on the performance and emissions of a diesel engine fuelled with ethanol – diesel blends. *Appl. Ther. Eng.*, 29, 2484–2490. <http://dx.doi.org/10.1016/j.applthermaleng.2008.12.016>.
- Kwanchareon, P., & Luengnaruemitchai, A. (2007). Solubility of a diesel–biodiesel– ethanol blend, its fuel properties, and its emission characteristics from diesel engine. *Fuel*, 86, 1053–1061.
- Koehn, D.M., & Smolders, C.A. (1975). The Determination of Solubility Parameters of Solvents and Polymers. *J. App. Poly. Sci.*, 19, 1163–1179.

- Lin, Cherng-yuan, & Kuo-hua, W. (2004). Effects of an oxygenated additive on the emulsification characteristics of two- and three-phase diesel emulsions. *Fuel*, 83, 507–515.
- Lujaji, F., Kristóf, L., Bereczky, A., & Mbarawa, M. (2011). Experimental investigation of fuel properties, engine performance, combustion and emissions of blends containing croton oil, butanol, and diesel on a CI engine. *Fuel*, 90 (2), 505–510. doi:10.1016/j.fuel.2010.10.004
- Mehta, R. N., Mousumi, C., & Parimal, A. P. (2012). Comparative study of stability and properties of alcohol-diesel blends. *I. J. C. T.*, 19, 134–139.
- Nagarajan, G., Rao, A.N., & Renganarayanan, S. (2002). Emission and Performance Characteristics of Neat Ethanol Fuelled DI Diesel Engine. *International Journal of Ambient Energy*, 23, 149-158.
- Neeft, J.P.A., Makkee, M. & Moulijn, J.A. (1996). Catalysts for the oxidation of soot from diesel exhaust gases. I: An exploratory study. *Appl. Catalysis B: Environ.*, 8, 57.
- Parkash, S. (2003). Refining Process handbook. Gulf Professional Publishing is an imprint of Elsevier. Amsterdam; Boston, Heidelberg, London, New York, Oxford, Paris, San Diego, San Francisco, Singapore, Sydney, Tokyo. p.727.
- Rakopoulos, D.C., Rakopoulos, C.D., Papagiannakis, R.G., & Kyritsis, D.C. (2010). Combustion heat release analysis of ethanol or n-butanol diesel fuel blends in heavy-duty DI diesel engine. *Fuel*, 90, 1855-1867.
- Riazi, M. R. (2005). *Characterization and Properties of Petroleum Fractions* (First., p. 427). West Conshohocken, USA: ASTM International.
- Riddick, J. A., Bunger, W. B., & Sakano, T. K. (1986). (4th Ed) *Organic Solvents*. Wiley. New York.
- Shi, X., Yu, Y., He, H., Shuai, S. J. W., & Li, R. (2005). Emission characteristics using methyl soyate – ethanol – diesel fuel blends on a diesel engine. *Fuel*, 84, 1543–1549.
- Tat, M.E., & Jon, H.V.G. (2002). Physical Properties and Composition Detection of Biodiesel-diesel Fuel Blends. *In ASAE Annual International Meeting / CIGR XVth World Congress*.
- Taylor, M.S. (2011). *Stabilization of water-in-oil emulsions to improve the emollient properties of Lipstick*. The University of Birmingham U.K.
- Timmermans, J. (1950, 1965). *Physicochemical Constants of Pure Organic Compounds*. Vols. 1–2, Elsevier, Amsterdam.
- Torres-jimenez, E., Svoljšak, M., Gregorc, A., Lisec, I., Dorado, M. P., & Kegl, B. (2011). Physical and chemical properties of ethanol – diesel fuel blends. *Fuel*, 90, 795–802. doi:10.1016/j.fuel.2010.09.045.
- Vicent, E.M., Voit, B., Wegner, G., & Wiesner, U. (2010), *Biopolymers Lignin, Proteins, Bioactive Nanocomposites*. Springer Heidelberg, Dordrecht, London, New York.
- Voloshin, Y., Halder, R. & Lawal, A. (2007). Kinetics of hydrogen peroxide synthesis by direct combination of H<sub>2</sub> and O<sub>2</sub> in a microreactor. *Catalysis Today*, 125, 40–47.
- Wang, J., Fujia Wu, Jianhua, X., & Shijin, S. (2009). Oxygenated blend design and its effects on reducing diesel particulate emissions. *Fuel*, 88, 2037–2045. <http://dx.doi.org/10.1016/j.fuel.2009.02.045>.
- Xing-cai, L., Yang J., Zhang W., & Huang Z. (2004). Effect of cetane number improver on heat release rate and emissions of high speed diesel engine fueled with ethanol – diesel blend fuel. *Fuel*, 83, 2013–2020.
- Xing-cai, L., Huang, Z., Zhang, W., & Degang, L. (2004). The Influence of Ethanol Additives on the Performance and Combustion Characteristics of Diesel Engines. *Comb. Sci. and Tech.*, 176, 1309–1329.
- Yasar, F., Altun, S., & Adin, H. (2011). Fuel properties of biodiesels produced from blends of canola oil and animal tallow. *Energy Education Science and Technology Part A: Energy Science & Research*, 27, 199–208.
- Ying, W., Genbao, L., Wei, Z., & Longbao, Z (2008). Study on the application of DME/diesel blends in a diesel engine. *Fuel Proc. Tech.*, 89, 1272–1280. doi:10.1016/j.fuproc.2008.05.023
- Yoon, S.H., Park, S.H., & Lee, C.S. (2008). Experimental Investigation on the fuel properties of biodiesel and its blends at various temperatures. *Energy & Fuels*, 22, 652-656.
- Zawadzki, A., Shrestha, D.S., & He, B. (2007). Biodiesel Blend Level Detection Using Ultraviolet Absorption Spectra. *Trans. Asabe.*, 50, 1349–1353.
- Zhili, C., Konno, M., Oguna, M., & Tadanori, Y. (2000). Experimental Study of CI Natural Gas/DME Homogenous Charge Engine. *SAE Transaction*, 1:0329.d