

Preparation and study the mechanical properties of CMC/PVA composites by sound waves

¹ Prof. Dr. Abdul-Kareem J. Al-bermany, ² Burak Yahya Kadem, ³ Layth T. H.Kadouri
^{1,2,3} University of Babylon /college of science/Physics department
¹dr.abdulkaream@yahoo.com, ²burakwh@yahoo.com, ³l.tajuldeen@yahoo.com

Abstract: The CMC/PVA composite membranes were prepared by casting method, the appropriate weight of CMC was variable (0.1, 0.15, 0.2, 0.25 and 0.3 gm) was dissolved in (25ml) of distilled water under stirring and heat (80°C) for (30 min.) then add the PVA with different weights (0.2, 0.4 and 0.6 gm) for each CMC weight. In order to evaluate the mechanical properties of CMC/PVA composite the ultrasonic measurements were performed at the samples, these properties are ultrasonic velocity, compressibility, acoustic impedance and bulk modulus, were made at fixed frequency ($f=2.5$ KHz), another acoustic mechanical properties were measured and calculated at a same time such as the ultrasonic wave amplitude before and after absorption by composite were measured using oscilloscope, then we calculated absorption coefficient, transmittance and the reflected pressure ratio of the sound. It was found that there is significant relationship between ultrasonic velocity and material properties also results show that adding PVA affects on the density then the absorption of the ultrasonic waves inside the composites samples.

Keywords: Carboxy methylcellulose; polyvinyl alcohol; mechanical properties; casting method.

Introduction:

The main structural component of plants is cellulose, which is renewable and biodegradable. It is the most abundant natural biopolymer in the world. Natural cellulose fibers are synthesized mainly in plants such as grasses, reeds, stalks, and woody vegetation by photosynthesis. The natural fibers are attractive to replace man-made fibers such as glass and aramid fibers as reinforcement and fillers to make environmentally friendly products because they have many advantages such as renewable, low cost, low density, low energy consumption, high specific strength and modulus, high sound attenuation, nonabrasive, relatively reactive surface [1], Cellulose derivatives such as carboxymethylcellulose (CMC) are biocompatible [2] and have been applied in drug delivery formulations [3,4,5,6] Despite these successful applications and their very low cost, cellulose derivatives have been relatively underutilized in the bioengineering field [7,8]. CMC is an ionic linear polysaccharide derived from cellulose. It is an important industrial polymer with a wide range of applications in flocculation, drug reduction, detergents, textiles, papers, foods, and drugs [9].

CMC is used primarily because it has high viscosity, is non-toxic, and is non-allergenic. The numerous hydroxyl and carboxylic groups in CMC enable water binding and moisture sorption properties. CMC hydro-gel has a high water content, good biodegradability, and a wide range of applications due to its low cost [10]. Because of its polymeric structure and high molecular weight, it can be used as filler in bio-composite films [11]. CMC is able to improve the mechanical and barrier properties of pea starch-based films [12]. Because of its pronounced visco-elastic and structure-forming properties, the cellulose ether sodium carboxy methylcellulose (NaCMC) is employed as a flow enhancer, a stabilizer, and also as an agent for binding, suspending and thickening. [13].

Polymer systems are made up of chemical bonds along the polymer chains and physical bonds across the polymer chains. The former includes covalent bonds and the latter results from hydrogen bonding, dipolar bonding, or van der Waals forces. The type of physical bonding has huge effects on the physical properties of polymers. Particularly with the systems in which hydrogen bonding has a dominant effect, the physical properties are strongly dependent not only on the molecular weight and concentration of polymer but also the kind of solvent systems. Polyvinyl alcohol (PVA) is a semi crystalline polymer whose hydroxyl groups produce inter- and intra-molecular hydrogen bonding [14].

The purpose of this research was to investigate the physical and mechanical properties of polyvinyl alcohol (PVA) and Carboxymethylcellulose (CMC) composite materials, the PVA polymer reinforced in the CMC polymer as filler. The composites were characterized by sound wave at fixed frequency (2500 Hz). PVA and CMC composites were prepared by film casting method.

Experimental:

Materials:

Table (1) the material under study (The materials were used as received without further purification.)

Material	Solvent	Assay %	Density (gm/cm ³)	Molecular formula	Company	Country
PVA	Water	99.8	1.19-1.31	(C ₂ H ₄ O) _x	Gerhard Buchman	Germany
Na-CMC	Water	99.9	variable	CH ₂ -COOH	Panreac	Spain

Sample Preparation:

The CMC/PVA composite membranes were prepared by casting method, the appropriate weight of CMC was variable (0.1, 0.15, 0.2, 0.25 and 0.3 gm) was dissolved in (25ml) of distilled water under stirring and heat (80°C) for (30 min.) then the add the PVA with different weights (0.2, 0.4 and 0.6 gm) for each CMC weight, the resulting solution was stirred continuously until the solution mixture became a homogeneous viscous appearance at room temperature for (30 min.). The CMC/PVA composite polymer membranes are obtained by leaving the mixture solution in a petre dish at room temperature for 4 weeks and then the composites samples were in the circle shape with (6.5 cm) diameter and the density of the samples were measured by the weight method.

Measurements:

The sound wave measurements were made at fixed frequency (f =2.5 KHz) using technique of sender-receiver type (SV-DH-7A/SVX-7 velocity of sound instrument).

Theoretical calculation:

The absorption coefficient (α) was calculated from Lambert – Beer law [15]:

$$A/A_0 = e^{(-\alpha x)} \dots\dots (1)$$

Where (A₀)is the initially amplitude of the sound waves, (A) is the wave amplitude after absorption and (x) is the thickness of the sample, the transmittance (T) is the fraction of incident wave at a specified wavelength that passes through a sample was calculated from the following equation [16]:

$$T = I / I_0 \dots\dots\dots (2)$$

Where (I₀) is the initially intensity of the sound waves and (I) is the received intensity. The sound wave velocity was calculated using the following equation [17]:

$$V = X / t \dots\dots\dots (3)$$

Where (t) is time that the waves need to cross the samples (digital obtained from the instrument).

Attenuation is generally proportional to the square of sound frequency so the relaxation amplitude (D) was calculated from the following equation [18]:

$$D = \alpha / f^2 \dots\dots\dots (4)$$

The wavelength (λ) can change only when the speed of the wave changes inside the samples we can calculated it by the equation [19]:

$$\lambda = v / f \dots\dots\dots (5)$$

Bulk modulus (B) of a composite is the substance's resistance to uniform compression, it is defined as the pressure increase needed to decrease the volume; it was calculated by Laplace equation where (ρ) is the density [20]:

$$B = \rho v^2 \dots\dots\dots (6)$$

Compressibility (β) is a measure of the relative volume change of a fluid or solid as a response to a pressure (or mean stress) change, it was calculated by the following equation [21]:

$$\beta = (\rho v^2)^{-1} \dots\dots\dots (7)$$

The acoustic impedance of a medium (Z), it was calculated by equation [22, 23]:

$$Z = \rho v \dots\dots\dots (8)$$

The reflected pressure ratio of the sound is determined by the equation:[24]

$$R/A_0 = (Z_1 - Z_2) / (Z_1 + Z_2) \dots\dots\dots (9)$$

Result and discussions:

The influence of PVA concentrations on properties of Na-CMC based films; The Na-CMC were using as matrix and PVA were using as filler using casting method, the mechanical properties of the films were measured using sound waves at frequency (2.5 kHz). Film thickness ranged from (50-130 μm). The Density of Na-CMC/PVA films is shown in Figure (1), it is decreasing when adding PVA, since the Na-CMC is high viscosity so it has high density depending on the carboxy group; and when PVA added to Na-CMC there will be interaction causing association between the three type of molecules (PVA molecules, Na-CMC molecules and solvent molecules) this interaction causing entanglement action then reduce the density as shown in figure (1) [25, 26]. The sound wave velocity results shown in figure (2) that it is decreasing with concentration because when wave are propagated through it the resultant periodical changes of wave pressure causes molecules to flow into vacancies in the lattice during compression phase and to return to their original positions in the lattice during rarefaction, so when concentration increases the velocity decreases [27,28], the velocity results also shows that it depend on the density because whenever we add PVA the density reduce and the velocity increase.

The specific acoustic impedance is decreasing with increase of concentration as shown in figure (3), this caused when concentrations increasing there are rearrangements of the polymer network by breaking chains bonds, it was probably that water clusters grew and came into contact with hydrophobic regions of the membranes resulting in a gradual change with stronger hydrogen bonds. [29]

Figure (3) also shows that added (0.6 gm PVA) to (Na-CMC) has higher specific acoustic impedance since there is more degradation. The compressibility of samples was calculated using Laplace equation, the results in figure (4) Shows that the compressibility are increasing with increasing concentration this could be attributed that the waves propagation made polymer chains that randomly coiled to be each close together, this change confirmation and configuration of these molecules, so there are more compression happen of these molecules through sound wave propagation [30,31], this compression fills the vacancies between polymer molecules and restricted the movement of these molecules this lead to reduce the elasticity of the composite with adding PVA as shown in figure (5) , figure (6) shows that absorption coefficient is increasing with concentration this attributed to the fact that when polymer concentration increase there will be more molecules this lead to more attenuation against wave propagation, the attenuation can be attributed to the friction and heat exchange between the particles and the surrounding medium as well as to the decay of the acoustic wave in the forward direction due to scattering by the Particles [18].

The transmittance is decreasing with increasing concentration as shown in figure (7) this attributed that the polymer molecules absorbed the sound waves according to Lambert-Beer Law which is biased on concentration [32]. The relaxation amplitude is increasing with increasing concentration as shown in figure (8) this attributed that the displacement of excited molecules became small because moment of inertia for polymer macro molecules reduce [33]. The output ultrasonic wavelength are decreasing with the increase of concentration as shown in figure (9) this attributed that when concentration increase the molecules will be close together and there are more interaction so there are more attenuation according to compression and rarefaction of wave propagation by these molecules. The reflected pressure ratio of sound for this composites decreases with adding PVA as shown in figure (10), this attributed to the incident wave is moving against composite molecules with velocity and static pressure in which the speed of sound change suddenly at the contact surface, if the speed of sound decrease the reflected pressure increase, the entanglement interaction of the molecules.[24]

Conclusion:

1. Adding PVA to Na-CMC decreasing the density.
2. The density decreasing the sound wave velocity.
3. Adding PVA made the composite good absorber medium to the sound waves.

4. The composite can be applied in deferent industries such as reducing sound noise in factories, airplane, coating wall buildings and teaching room.
5. The composite is not good reflector to sound waves so it can be coating to moving subjects that want to be observed by radar and sonar.

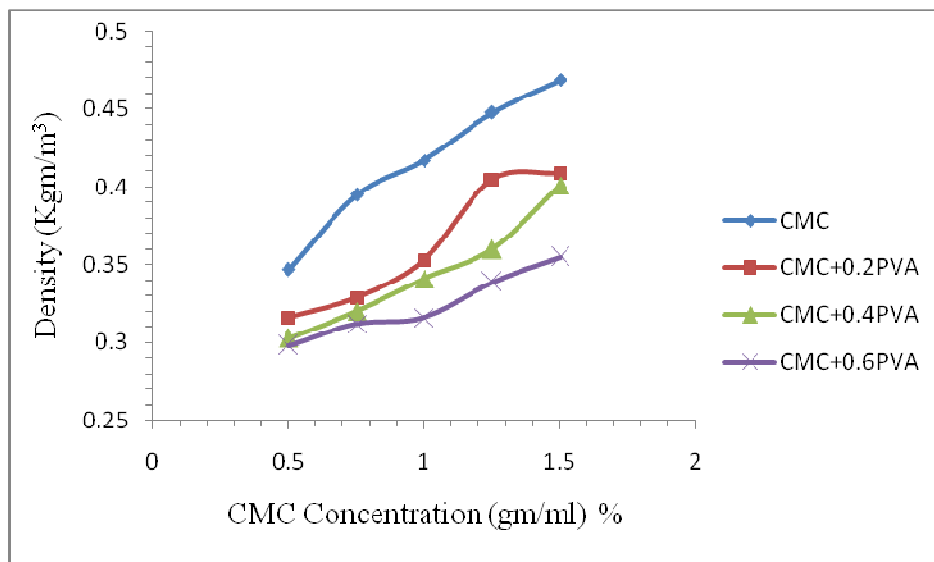


Fig. (1) The density due to the CMC concentration

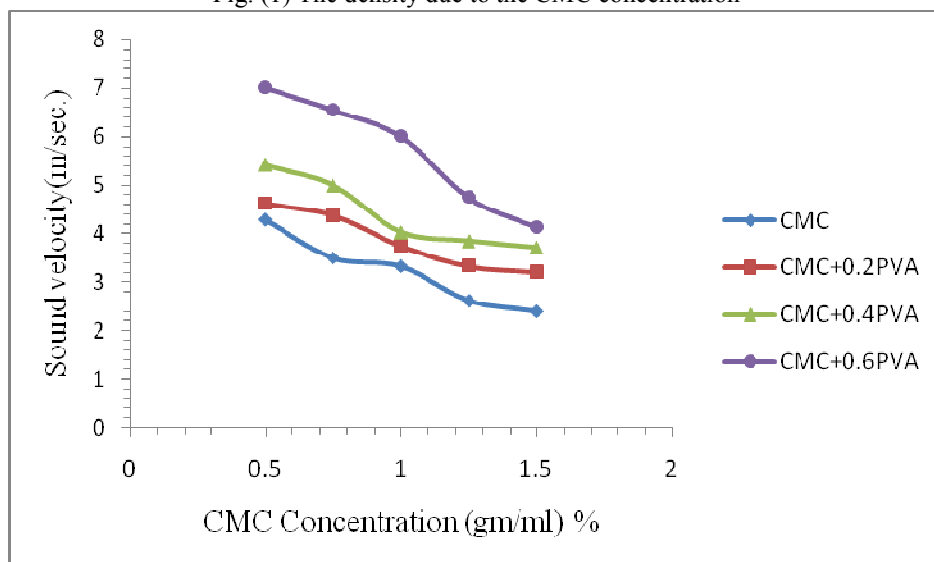


Fig. (2) The velocity of sound due to the CMC concentration

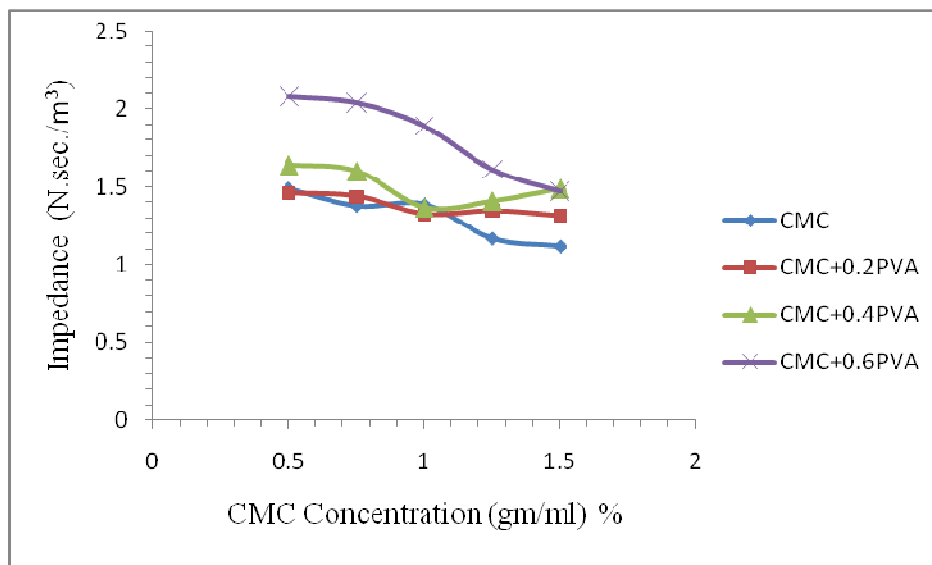


Fig. (3) The acoustic impedance due to the CMC concentration

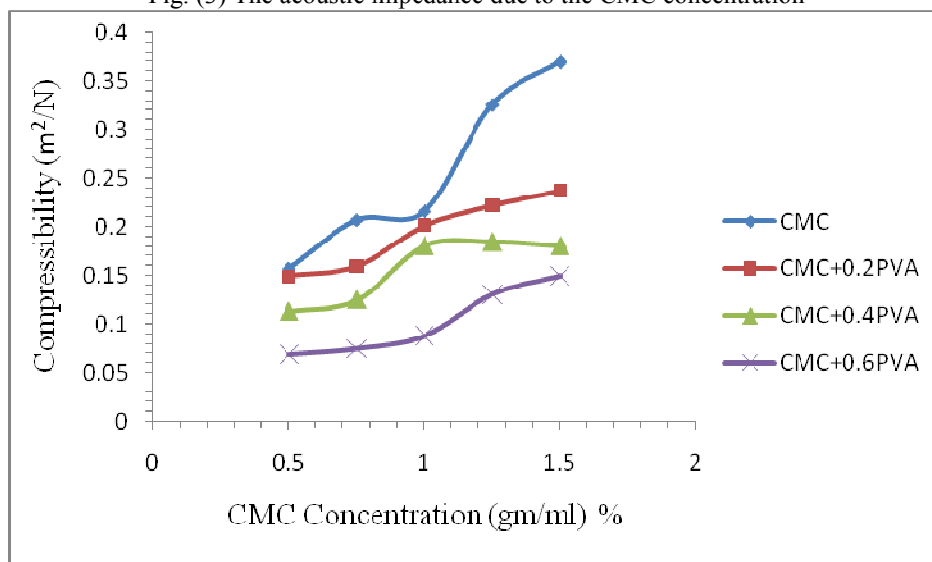


Fig. (4) The compressibility due to the CMC concentration

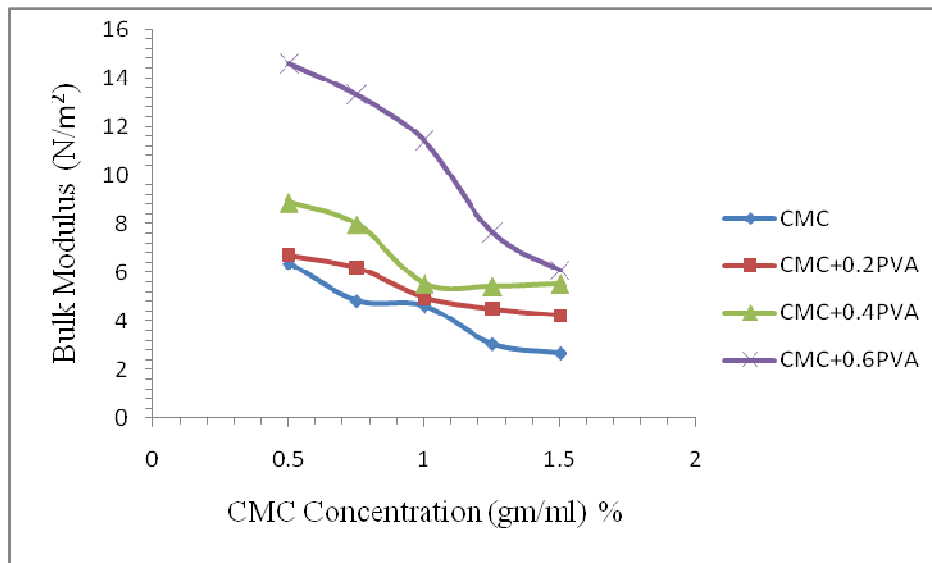


Fig. (5) The bulk modulus due to the CMC concentration

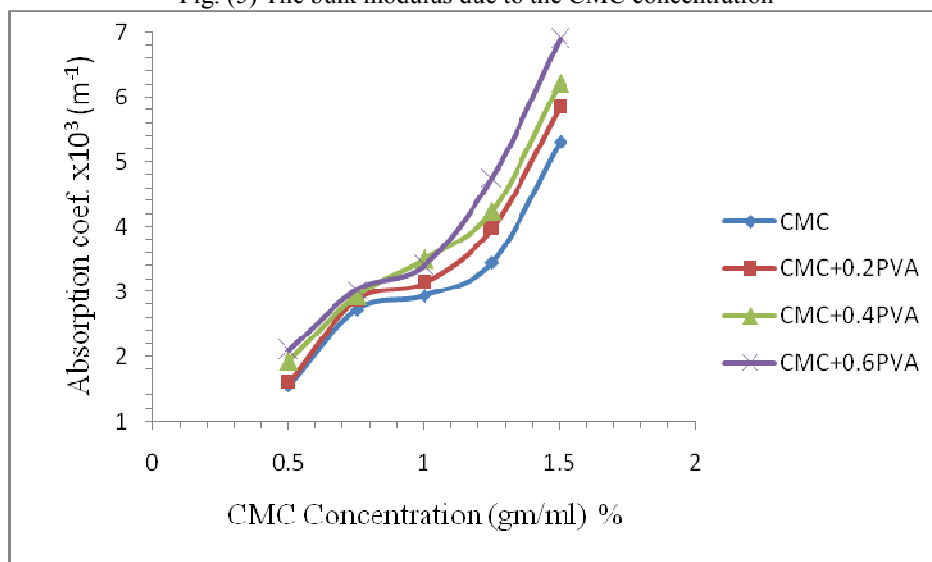


Fig. (6) The absorption coefficient due to the CMC concentration

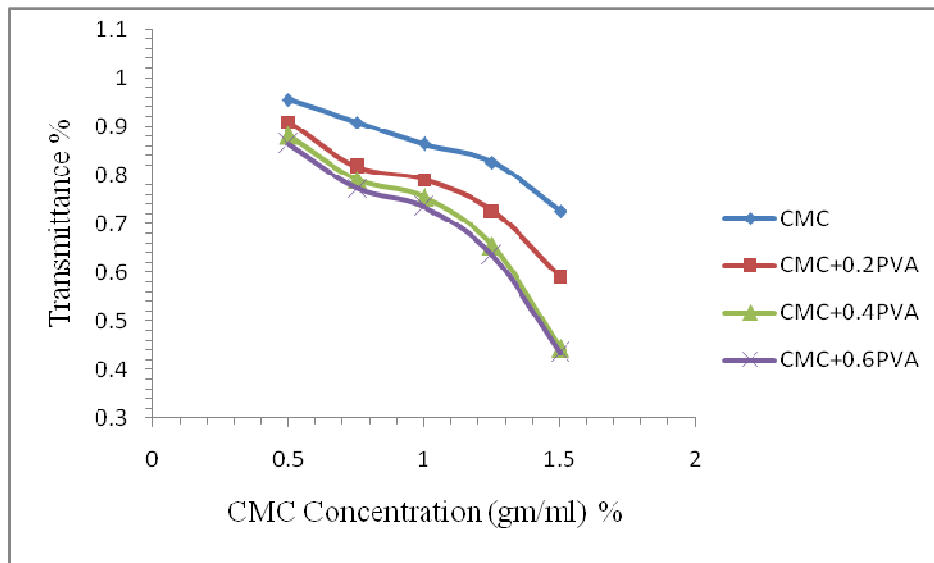


Fig. (7) The transmittance due to the CMC concentration

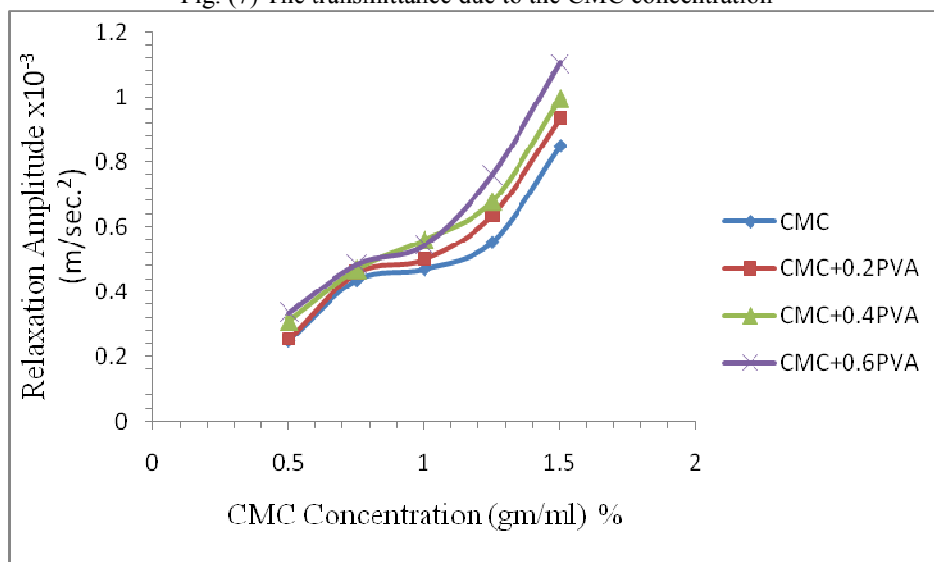


Fig. (8) The relaxation amplitude due to the CMC concentration

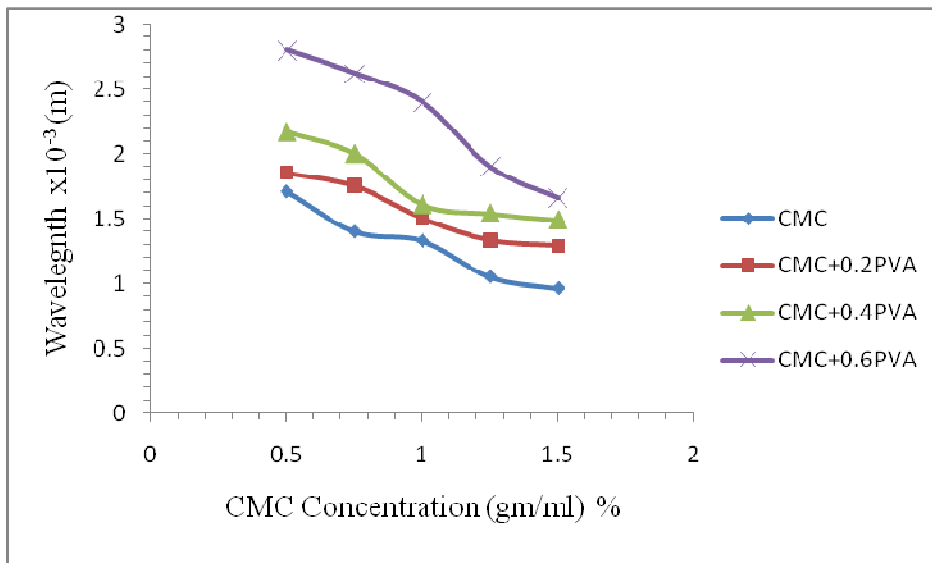


Fig. (9) The wavelength due to the CMC concentration

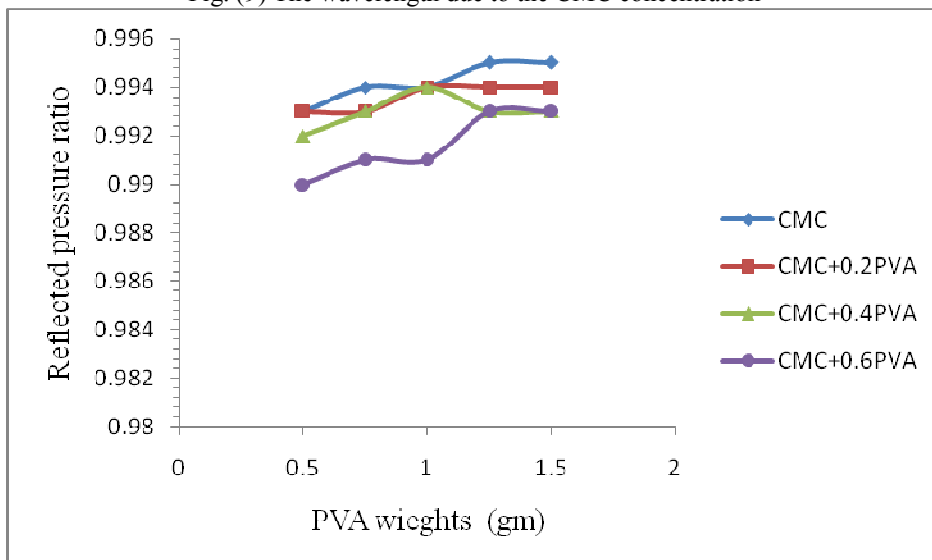


Fig. (10) The reflected pressure ratio due to the CMC concentration

References:

1. George J, Sreekala MS, Thomas S (2001) A review on interface modification and characterization of natural fiber reinforced plastic composites. *Polym Eng Sci* 41(9):1471–1485.
2. Miyamoto, T.; Takahashi, S.; Ito, H.; Inagaki, H.; Noishiki, Y. Tissue biocompatibility of cellulose and its derivatives. *J. Biomed. Mater. Res.* **1989**, 23, 125-133.
3. Barbucci, R.; Leone, G.; Vecchiullo, A. Novel carboxymethylcellulose-based microporous hydrogels suitable for drug delivery. *J. Biomater. Sci. Polym. Ed.* **2004**, 15, 607-619.
4. Pal, K.; Banthia, A.K.; Majumdar, D.K. Development of carboxymethyl cellulose acrylate for various biomedical applications. *Biomed. Mater.* **2006**, 1, 85-91.4.

5. Rodriguez, R.; Alvarez-Lorenzo, C.; Concheiro, A. Cationic cellulose hydrogels: Kinetics of the cross-linking process and characterization as pH-/ion-sensitive drug delivery systems. *J. Control.Release* **2003**, 86, 253-265.
6. Tas, C.; Ozkan, Y.; Savaser, A.; Baykara, T. In vitro release studies of chlorpheniramine maleate from gels prepared by different cellulose derivatives. *Farmaco* **2003**, 58, 605-611.
7. Coviello, T.; Matricardi, P.; Marianecchi, C.; Alhaique, F. Polysaccharide hydrogels for modified release formulations. *J. Control. Release* **2007**, 119, 5-24.
8. Malafaya, P.B.; Silva, G.A.; Reis, R.L. Natural-origin polymers as carriers and scaffolds for biomolecules and cell delivery in tissue engineering applications. *Adv. Drug Deliv. Rev.* **2007**, 59, 207-233.
9. Biswal DR, Singh RP: Characterisation of carboxymethyl cellulose and polyacrylamide graft copolymer. *Carbohydr Polym* **2004**, 57:379-387.
10. Nie H, Liu M, Zhan F, Guo M: Factors on the preparation of carboxymethylcellulose hydrogel and its degradation behaviour in soil. *Carbohydr Polym* **2004**, 58:185-189.
11. Almasi H, Ghanbarzadeh B, Entezami AA: Physicochemical properties of starch-CMC-nanoclay biodegradable films. *Biol Macromol* **2010**, 46:1-5.
12. Ma X, Chang PR, Yu J: Properties of biodegradable thermoplastic pea starch/carboxymethyl cellulose and pea starch/microcrystalline cellulose composites. *Carbohydr Polym* 2008, 72:369-375.
13. Werner-Michael Kulicke, Ulf Reinhardt, Gerald G. Fuller, Oliver Arendt, Characterization of the flow properties of sodium carboxymethylcellulose via mechanical and optical techniques, *Rheol. Acta* , Springer,38: 26-33 (1999).
14. Song Ie Song, Byoung Chul Kim, Characteristic rheological features of PVA solutions in water-containing solvents with different hydration states, *Polymer* 45, .Elsevier, (2004) 2381–2386.
15. Zong fang Wu1 and Dong C. Liu ,” Method of improved scatterer size estimation without attenuation known a priori”, IEEE, (2011) ,vol.8 ,no.10.
16. Dipak Basu, “Dictionary of pure and applied physics”, CRC Press, (2001).
17. Boutouyrie P, Briet M, Collin C, Vermeersch S and Pannier B "Assessment of pulse wave velocity". *Artery Research* (2009). 3 (1): 3–8.
18. Tomasz Hornowski, Arkadiusz Józefczak ,Andrzej Skumiel and Mikołaj Łabowski ,” Effect of Poly(Ethylene Glycol) Coating on the AcousticProperties of Biocompatible Magnetic Fluid”, *Int J Thermo phys.* , (2010), 31:70–76.
19. David C. Cassidy, Gerald James Holton, Floyd James Rutherford (2002). *Understanding physics*. Birkhäuser. pp. 339.
20. Siddhartha Roy ,Alexander Wanner ,Tilman Beck Thomas Studnitzky and Gu`nter Stephani “Mechanical properties of cellular solids produced from hollow stainless steel spheres” *J Mater Sci* (2011) 46:5519–5526.
21. Hassina Khelladi, Frédéric Plantier, Jean Luc Daridon and Hakim Djelouah, Measurements under High Pressure of Ultrasonic Wave Velocity in Glycerol, *IEEE International Ultrasonic Symposium Proceedings*, (2009) ,1567-1570.
22. Eric M. Stroh, Michael C. Kolios ,” Measuring the Mechanical Properties of Cells using Acoustic Microscopy” *31st Annual International Conference of the IEEE EMBS Minneapolis, Minnesota, USA*, (2009).
23. Jarth Mc-Hugh, a thesis PhD Bundesanstalt für Materialforschung und -prüfung (BAM),(2008).
24. Smith, P. H.; An Improved Transmission Line Calculator; *Electronics*, Vol. 17, No. 1, p 130, January 1944.
25. Al-Bermany K.J. “Enhancement of mechanical properties using gamma radiation for HEC polymer” , Journal of college of Education ,*Babylon university* (2010),vol.1,no.5.
26. Hasun S.K. ,”Ultrasonic study and visco-relaxation of PVA”, *British polymer Journal*, (1989) vol.21, 333-338.
27. Formageau J., Brusseau E. Vary D., Gimenez G. and Chartre P.(2003)”characterization of PVA cryogel for intravascular ultrasound elasticity imaging”, *IEEE transactions on ultrasonic ferroelectrics and frequency control*,Vol.50,issue 10 pp(1318-1324).
28. Abdul-Kareem J. Rashid and Burak Y. Kadem” Effect of variable ultrasonic frequencies on some physical properties of Iraqi palm fiber PVA composite” *Journal of Asian Scientific Research*, 1(7), pp.359-365.

29. Wiggins P.M. and Van Ryn R.T. (1986) "the solvent properties of water in desalination membrane", *Journal of Macromolecules Sci.-Chem.* A23, 875-905.
30. Curi E., Campana S. (2006), *Journal of Macromolecules science chem.* A431,4.
31. Abdul-Kareem J. Rashid, Ehssan Dhiaa Jawad and Burak Y. Kadem "A Study of Some Mechanical Properties of Iraqi Palm Fiber-PVA Composite by Ultrasonic" *European Journal of Scientific Research* Vol.61 No.2 (2011), pp. 203-209.
32. J. D. J. Ingle and S. R. Crouch (1988), *Spectrochemical Analysis*, Prentice Hall, New Jersey.
33. Burak Yahya Kadem, Study of Some Mechanical Properties of PVA/TiO₂ Composite by Ultrasonic Technique, *International Journal of Science and Technology*, Volume 1 No.5, November 2011.

This academic article was published by The International Institute for Science, Technology and Education (IISTE). The IISTE is a pioneer in the Open Access Publishing service based in the U.S. and Europe. The aim of the institute is Accelerating Global Knowledge Sharing.

More information about the publisher can be found in the IISTE's homepage:

<http://www.iiste.org>

CALL FOR PAPERS

The IISTE is currently hosting more than 30 peer-reviewed academic journals and collaborating with academic institutions around the world. There's no deadline for submission. **Prospective authors of IISTE journals can find the submission instruction on the following page:** <http://www.iiste.org/Journals/>

The IISTE editorial team promises to review and publish all the qualified submissions in a **fast** manner. All the journals articles are available online to the readers all over the world without financial, legal, or technical barriers other than those inseparable from gaining access to the internet itself. Printed version of the journals is also available upon request of readers and authors.

IISTE Knowledge Sharing Partners

EBSCO, Index Copernicus, Ulrich's Periodicals Directory, JournalTOCS, PKP Open Archives Harvester, Bielefeld Academic Search Engine, Elektronische Zeitschriftenbibliothek EZB, Open J-Gate, OCLC WorldCat, Universe Digital Library, NewJour, Google Scholar

