

Optical Properties for (PVA- PEG-NiNO₃) Composites

Kaiser mahdy, Salar Hussein Ibrahim, Ahmed Hashim and Hussein Hakim
Babylon University, College of Education For Pure Science , Department of physics, Iraq.
E-Mail: ahmed_tay@yahoo.com

Abstract

The present paper is aimed to modification of the optical properties of poly-vinyl alcohol and poly-ethylene glycol with different concentrations of (NiNO₃). The absorption and transmission spectra have been recorded in the wavelength range (200-800)nm . The absorption coefficient and energy gap of the indirect allowed and forbidden transition have been determined, Also, extinction coefficient, index coefficient, real and imaginary part of dielectric constant have been calculated.

Keywords: optical properties, polymer composites, optical constants, polyethylene glycol.

Introduction

The study of the optical absorption spectra in solids provides essential information about the band structure and the energy gap in the crystalline and non-crystalline materials. Analysis of the absorption spectra in the lower energy part gives information about atomic vibrations while the higher energy part of the spectrum gives knowledge about the electronic states in the atom [Omed Ghareb and Sarkawt Abubakr, 2010]. The important increasing for using polymer blending and polymer composites came from results of industrial and large technology development which it was seeing in world and as substitute from traditional engineering materials which its used in industry [Moayad Abd, 2008]. The development of polymer systems with high ionic conductivity is one of the main objectives in polymer research. This is because of their potential applications as electrolytes in solid-state batteries, fuel cells, electrochemical display devices/smart windows, photo electrochemical cells etc., due to their high conductivity, high energy density, wide electrochemical stability and easy process ability. The main advantages of polymer electrolytes are their mechanical properties, ease of fabrication of thin films of desirable sizes and their ability to form proper electrode/electrolyte contact in electrochemical devices [U. Sasikala et al, 2012].

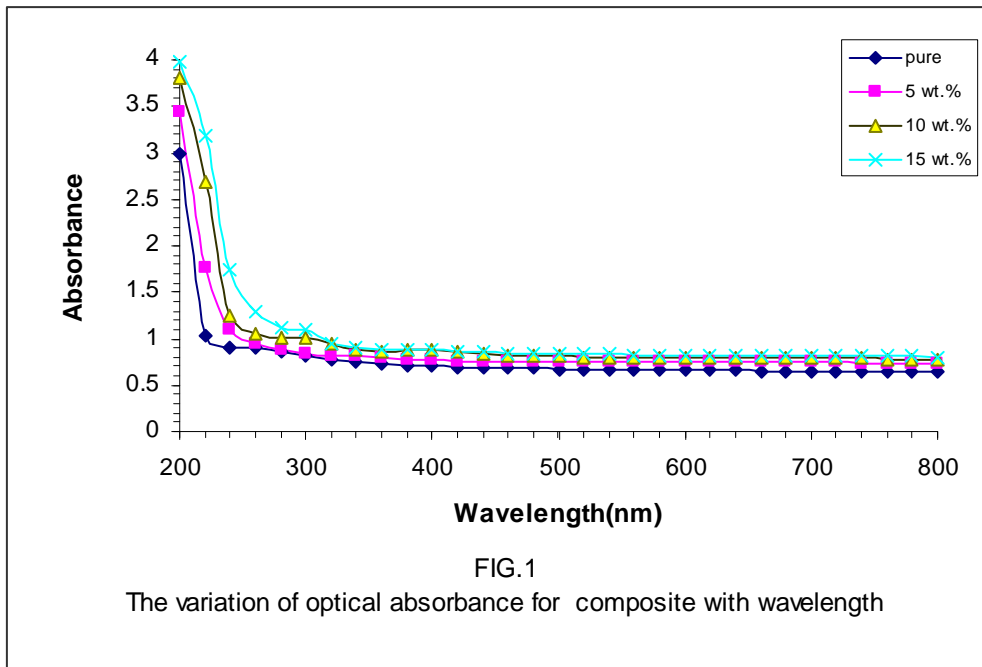
Experimental Part

The materials used in the paper is poly-vinyl alcohol and poly-ethylene glycol with different additives of (NiNO₃) as a filler.

The electronic balanced of accuracy 10⁻⁴ have been used to obtain a weight amount of (NiNO₃) powder and polymer powder . These mixed by Hand Lay up and the Microscopic Examination used to obtain homogenized mixture . The weight percentages of (NiNO₃) are (0 ,5, 10,15) wt%. The casting technique was used to preparation the composites and thickness ranged between (0.015-0.007)mm. The transmission & absorption spectra of (PVA- PEG-NiNO₃) composites have been recording in the length range (200-800) nm using double-beam spectrophotometer (UV-1800^oA shimedza)

Results and Discussion

Fig. (1): shows absorbance as function of wavelength accident light, we note the intensity of the peak increase as a result of increasing (NiNO₃) concentration.

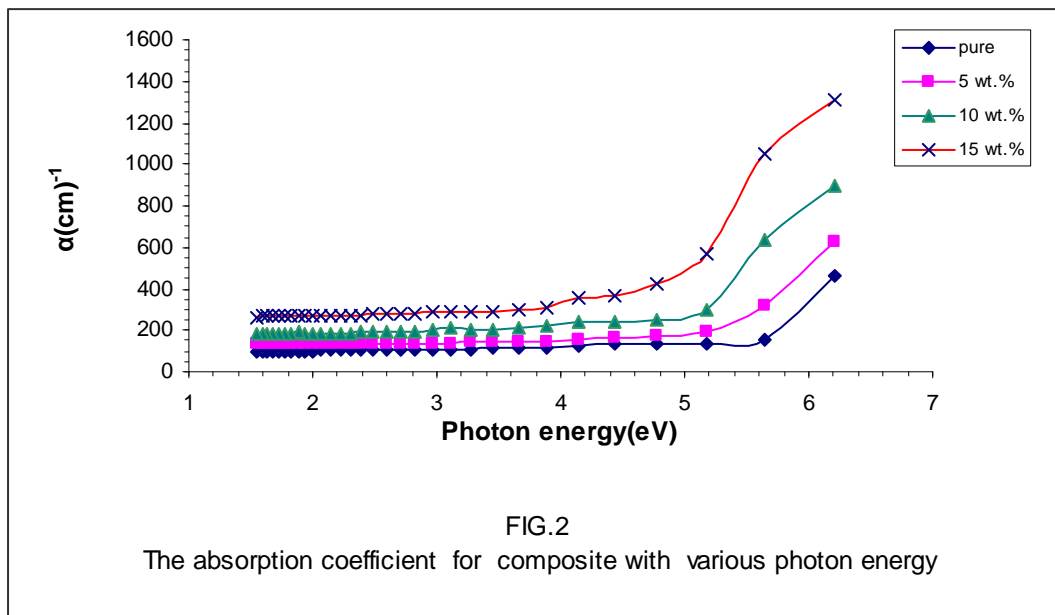


The absorption coefficient (α) was calculated in the fundamental absorption region from the following equation[Hutagalwng and Lee ,2007]:

$$\alpha = 2.303 \frac{A}{d} \dots\dots\dots(1)$$

Where: A is absorbance and (d) is the thickness of sample.

Fig. (2): shows the relationship between the absorption coefficient and photon energy of the (PVA-PEG-NiNO₃) composites. The change in the absorption coefficient is small at low energies this indicates the possibility of electronic transitions is a few. At high energy, the change of absorption coefficient is large this

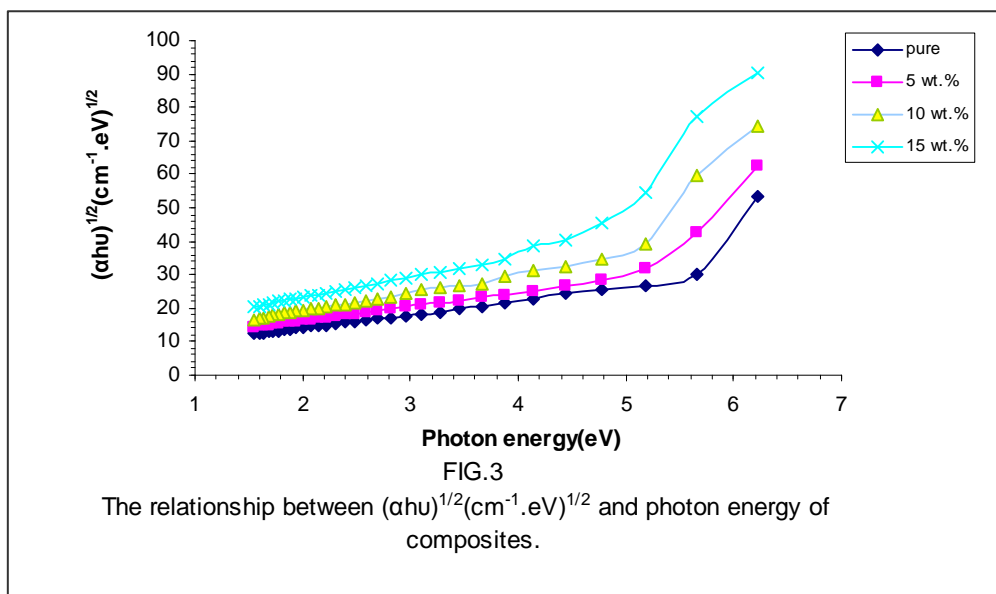


is indicates the large probability of electronic transitions are the absorption edge of the region[S. M Scholz *et al*,2008].The absorption coefficient helps to conclude the nature of electronic transitions, when ($\alpha < 10^4 \text{cm}^{-1}$) at low energies we expected in this case indirect electronic transitions, the momentum of the electron and photon preserves by phonon helps[B.Thangaraju and P. Kalianna,2000].The forbidden energy gap of indirect transition both allowed, forbidden calculated according to the relationship[A.Kathalingam *et.al.* , 2007] :

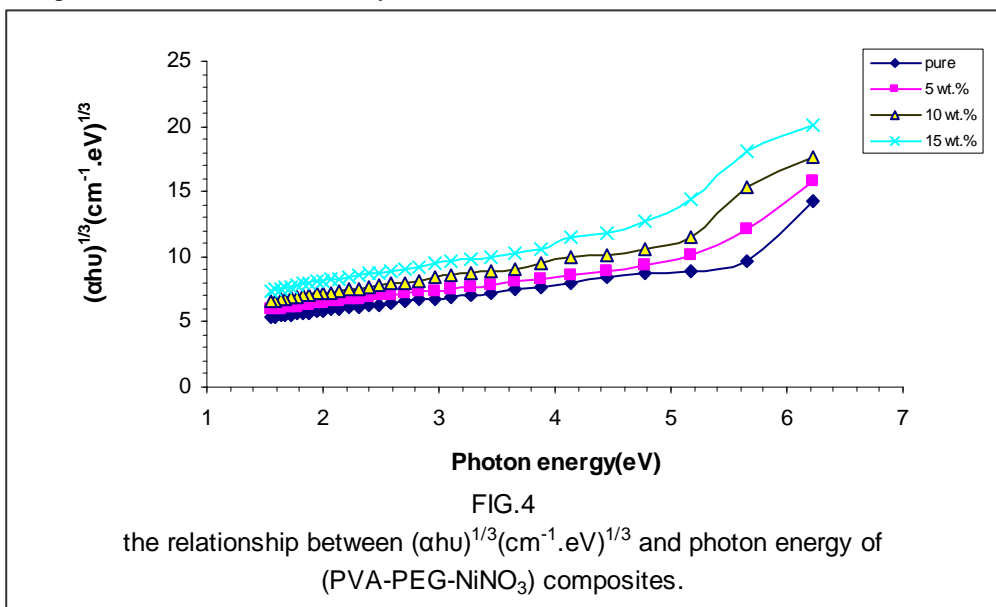
$$\alpha h\nu = A (h\nu - E_g)^m \dots\dots\dots (2)$$

Where : $h\nu$ is the energy of photon , A is proportionality constant, E_g is forbidden energy gap of the indirect transition.

If the value of ($m=2$) indicates to allowed indirect transition . when the value of ($m=3$) indicates to forbidden indirect transition. Figures(3 and 4) shows the dependence of the absorption edge $(\alpha h\nu)^{1/m}$ of (PVA-PEG-NiNO₃) composites of different filler contents (NiNO₃) as a function of the energy of the incident light ($h\nu$). The obtained results showed that E_{opt} decreased with increase the (NiNO₃) concentration.



This behavior can be attributed to the fact that in heterogeneous composites, the electrical conduction depends on defect and impurities [Soliman . L. I and Sayed. W. M,2002].

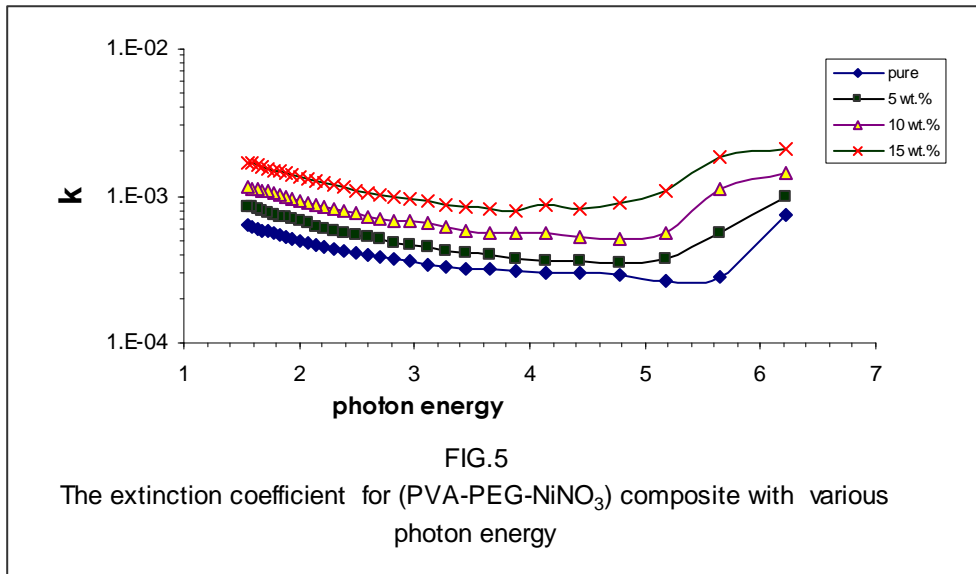


The extinction coefficient (k) was calculated in the fundamental absorption region from the following equation[H.Frohlich,1958]:

$$K = \alpha \lambda / 4 \pi \dots\dots\dots(3)$$

Where : λ wave length of accident light

Fig. (5) shows the relationship between the extinction coefficient and photon energy of the (PVA- PEG- NiNO₃) composites we note in low construction of (NiNO₃) additive the extinction coefficient small but when increase of (NiNO₃) additive the extinction coefficient increasing because of increasing of absorption coefficient (α)

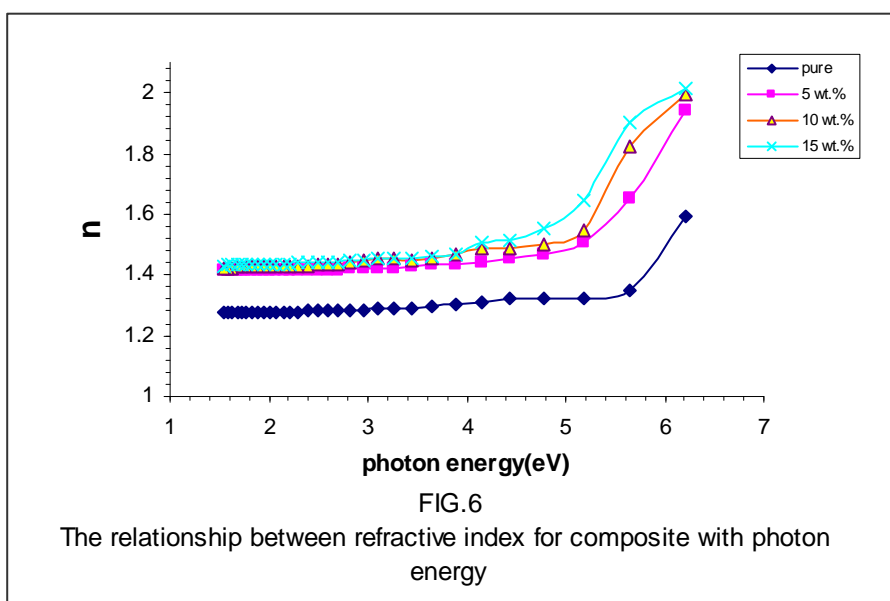


We found refractive index (n) from relation below (A.Zaky and R.Hawley,1970)

$$n = ((4R/(R - 1)^2 - k^2) - (R+1)/(R - 1))^{1/2} \dots\dots\dots(4)$$

Where R: Reflectance , k :Extinction Coefficient

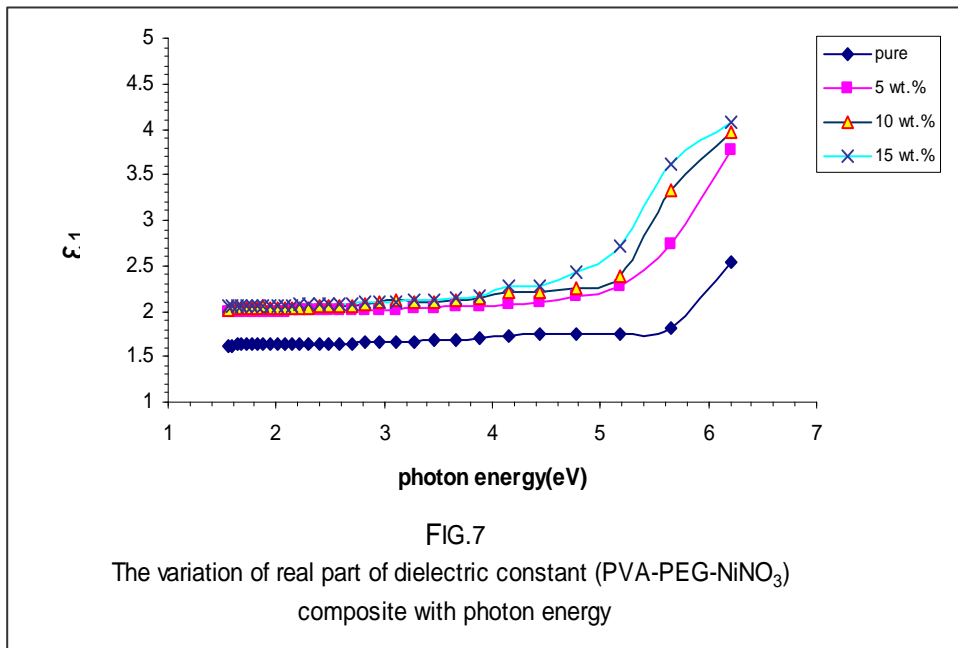
Fig. (6) shows the relationship between refractive index and photon energy of the (PVA-PEG-NiNO₃) composites, we note the change in the refractive index where it increase as NiNO₃ increases special in range (5-7 eV) photon energy because low wave length in this range , the reason of increase in refractive index of (PVA-PEG-NiNO₃) composites to high absorbance for (NiNO₃) addition.



The real part of dielectric constant (ϵ_1) was calculated from the following equation[S.P.Seth and D.V.Gupta,1981]:

$$\epsilon_1 = n^2 - k^2 \dots\dots\dots(5)$$

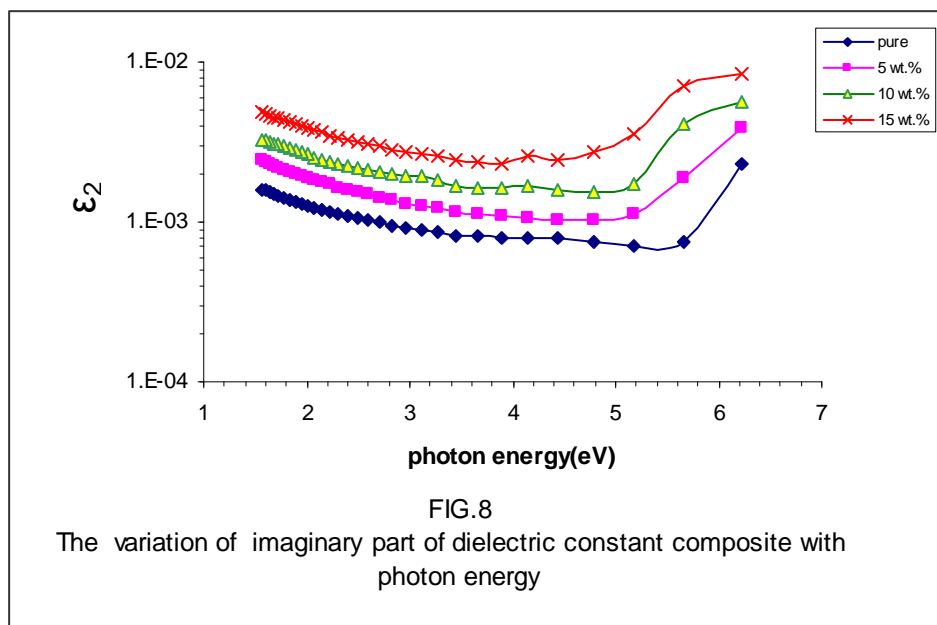
Fig. (7) shows the relationship between the variation of real part of dielectric constant and photon energy of the (PVA- PEG-NiNO₃) composites we note the real part of dielectric constant depend on refractive index(n) greatly since the extinction coefficient (k) its small in addition of in low construction of (NiNO₃) additive the real part of dielectric constant is a small but when increase of (NiNO₃) additive the real part of dielectric constant of the (PVA- PEG-NiNO₃) increasing because of increasing of absorption coefficient (α).



The imaginary part of dielectric constant (ϵ_2) was calculated from the following equation[H.A.Sarvetnick,1969]:

$$\epsilon_2 = 2nk\dots\dots\dots(6)$$

Fig. (7) shows the relationship between the variation of imaginary part of dielectric constant and photon energy of the (PVA- PEG-NiNO₃) composites, we note the imaginary part of dielectric constant depend on refractive index(n) and extinction coefficient (k) in addition of in low construction of (NiNO₃) additive the imaginary part of dielectric constant is a small but when increase of (NiNO₃) additive the imaginary part of dielectric constant of the (PVA- PEG-NiNO₃) increasing .



Conclusion

1. The absorption coefficient is increasing with increasing of the filler wt.% content. of NiNO₃ additive.
2. The experimental results showed that the absorption coefficient less than 10⁴ cm⁻¹ this indicates to forbidden and allowed indirect electronic transitions.
3. The forbidden energy gap is decreasing with increasing of the concentration of NiNO₃.
4. The extinction coefficient is increasing with increasing of the f concentration of NiNO₃ additive.
5. The refractive index is increasing with increasing of the concentration of NiNO₃ additive.
6. The Real and Imaginary parts of dielectric constant increasing with increasing of the concentration of NiNO₃ additive.

References

- J.Josshi,Richard L.Lehman,Tomas J.Nosker,"Effect of shear rate and mixer residence times on morphology development and correlation to young's modulus in co-continuous Ps blends",Department of Ceramics and Materials Engineering Rutgers,the State University of NJ 607 Taylor Road,NJ-088541,U.S.A.(2001).
- Moayad abd,"Toughening of High Density Polyethylene with Rubber and Reinforced with Glass fiber" Uni. Of Babylon, College of Engineering,2008.
- Hutagalwng. S. D. and Lee. B. Y. ,2007, Proceeding of the 2nd international conference Nano/Micro Engineered and Molecular systems, January ,Bangkok,Thailand
- Kathalingam. A .*et al* , "Materials Chemistry and physics, 2007,vol.106,No.215.
- Soliman . L. I and Sayed. W. M,2002,"Some physical properties of Vinylpyridine Carbon-Black composites", Cairo, Egypt
- L. Domka, Andrzej Wasicki, Maciej Kozak,"microstructure and Mechanical properties of new HDPE- chalk composites,"Physicochemical problems of mineral processing,37 , pp.141147 (2003) .
- Joy K.Mishra , Keun Joon Hwang,chang Sik Ha," preparation ,Mechanical and Rheological properties of thermoplastic polyolefin (TPO) Organoclay nano composite with refeence to the effect of Maleicanhydride modified Polypropylene as compatiblizer "Polymer, 46,(2005).
- H.Frohlich, "Theory of Dielectrics",Oxford Uni.Press.1958.
- A.Zaky and R.Hawley, " Dielectric solid",Routlege and kegan paul Ltd,London,Newyerk,1970.
- S.P.Seth,and D.V.Gupta, "Acourse in electrical Engineering Materials" , 2ndEd,Dhanpat Rai and Sons,1981.
- H.A.Sarvetnick, "PVC",Van Nostrand Reinhold Company.1969.
- Omed Ghareb and Sarkawt Abubakr, 2010, "Variation of Optical Band Gap Width of PVA films Doped with Aluminum Iodide", Proceedings of International Conference on Manufacturing Science and Technology, PP.55.
- U. Sasikala, P. Naveen Kumar, V.V.R.N.Rao and A. K. Sharma, 2012, "structural, electrical and parametric studies of PEO based polymer electrolyte for battery applications", international journal of engineering science & advance technology, Vol. 2, No. 33, PP. 722-730.

This academic article was published by The International Institute for Science, Technology and Education (IISTE). The IISTE is a pioneer in the Open Access Publishing service based in the U.S. and Europe. The aim of the institute is Accelerating Global Knowledge Sharing.

More information about the publisher can be found in the IISTE's homepage:

<http://www.iiste.org>

CALL FOR JOURNAL PAPERS

The IISTE is currently hosting more than 30 peer-reviewed academic journals and collaborating with academic institutions around the world. There's no deadline for submission. **Prospective authors of IISTE journals can find the submission instruction on the following page:** <http://www.iiste.org/journals/> The IISTE editorial team promises to review and publish all the qualified submissions in a **fast** manner. All the journals articles are available online to the readers all over the world without financial, legal, or technical barriers other than those inseparable from gaining access to the internet itself. Printed version of the journals is also available upon request of readers and authors.

MORE RESOURCES

Book publication information: <http://www.iiste.org/book/>

Recent conferences: <http://www.iiste.org/conference/>

IISTE Knowledge Sharing Partners

EBSCO, Index Copernicus, Ulrich's Periodicals Directory, JournalTOCS, PKP Open Archives Harvester, Bielefeld Academic Search Engine, Elektronische Zeitschriftenbibliothek EZB, Open J-Gate, OCLC WorldCat, Universe Digital Library, NewJour, Google Scholar

