

# Modeling of Flexural Waves in a Homogeneous Isotropic Rotating Cylindrical Panel

P. Ponnusamy<sup>1</sup>R .Selvamani<sup>2\*</sup>

<sup>1</sup> Department of mathematics, Govt Arts College (Autonomous),Coimbatore, TamilNadu, India.

<sup>2</sup>Department of mathematics, Karunya University,Coimbatore, TamilNadu, India.

\*E-mail of corresponding author:Selvam1729@gmail.com.

## Abstract

The flexural wave propagation in a homogeneous Isotropic rotating cylindrical panel is investigated in the context of the linear theory of elasticity. Three displacement potential functions are introduced to uncouple the equations of motion. The frequency equations are obtained using the traction free boundary conditions. A modified Bessel functions with complex argument is directly used to analyze the frequency equations and are studied numerically for the material copper. The computed Relative frequency shift is studied for flexural(symmetric and skew-symmetric) modes and are plotted in the form of dispersion curves with the support of MATLAB.

**Keywords:** Isotropic cylindrical panel, Rotation,modified Bessel function.

## 1.Introduction

Since the speed of the disturbed waves depend upon rotation rate, this type of study is important in the design of high speed steam , gas turbine and rotation rate sensors. The effect of rotation on cylindrical panels has its applications in the diverse engineering field like civil, architecture, aeronautical and marine engineering. In the field of nondestructive evaluation, laser-generated waves have attracted great attention owing to their potential application to noncontact and nondestructive evaluation of sheet materials. This study may be used in applications involving nondestructive testing (NDT), qualitative nondestructive evaluation (QNDE) of large diameter pipes and health monitoring of other ailing infrastructures in addition to check and verify the validity of FEM and BEM for such problems.

The theory of elastic vibrations and waves is well established [1]. An excellent collection of works on vibration of shells were published by Leissa [2]. Mirsky [3] analyzed the wave propagation in transversely isotropic circular cylinder of infinite length and presented the numerical results. Gazis [4] has studied the most general form of harmonic waves in a hollow cylinder of infinite length. Ponnusamy [5] have obtained the frequency equation of free vibration of a generalized thermo elastic solid cylinder of arbitrary cross section by using Fourier expansion collocation method. Sinha et. al. [6] have discussed the axisymmetric wave propagation in circular cylindrical shell immersed in fluid in two parts. In Part I,the theoretical analysis of the propagating modes are discussed and in Part II, the axisymmetric modes

excluding torsional modes are obtained theoretically and experimentally and are compared. Vibration of functionally graded multilayered orthotropic cylindrical panel under thermo mechanical load was analyzed by Wang et.al [7]. Three dimensional vibration of a homogenous transversely isotropic thermo elastic cylindrical panel was investigated by Sharma [8]. Free vibration of transversely isotropic piezoelectric circular cylindrical panels were studied by Ding et.al [9]. An iterative approach predict the frequency of isotropic cylindrical shell and panel was studied by Soldatos and Hadhgeorgian [10]. Free vibration of composite cylindrical panels with random material properties was developed by Sing et.al [11], in this work the effect of variations in the mechanical properties of laminated composite cylindrical panels on its natural frequency has been obtained by modeling these as random variables. Zhang [12] employed a wave propagation method to analysis the frequency of cylindrical panels. Lam and Loy [13] investigated the vibration of thin cylindrical panels of simply supported boundary conditions with Flugge's theory and also studied the vibration of rotating cylindrical panel. The theory of elastic material with rotation is plays a vital role in civil, architecture, aeronautical and marine engineering . Body wave propagation in rotating thermo elastic media was investigated by Sharma and Grover [14]. The effect of rotation ,magneto field, thermal relaxation time and pressure on the wave propagation in a generalized visco elastic medium under the influence of time harmonic source is discussed by Abd-Alla and Bayones[15]. The propagation of waves in conducting piezoelectric solid is studied for the case when the entire medium rotates with a uniform angular velocity by Wauer[16]. Roychoudhuri and Mukhopadhyay studied the effect of rotation and relaxation times on plane waves in generalized thermo visco elasticity[17]. Gamer [18] discussed the elastic-plastic deformation of the rotating solid disk. Lam [19] studied the frequency characteristics of a thin rotating cylindrical shell using general differential quadrature method

In this paper, the three dimensional flexural wave propagation in a homogeneous isotropic rotating cylindrical panel is discussed using the linear three-dimensional theory of elasticity. The frequency equations are obtained using the traction free boundary conditions. A modified Bessel functions with complex argument is directly used to analyze the frequency by fixing the circumferential wave number and are studied numerically for the material copper. The computed Relative frequency shift<sup>5</sup> is plotted in the form of dispersion curves .

## 2. The Governing equations

Consider a cylindrical panel as shown in Fig.1 of length  $L$  having inner and outer radius  $a$  and  $b$  with thickness  $h$ . The angle subtended by the cylindrical panel, which is known as center angle, is denoted by  $\alpha$  . The deformation of the cylindrical panel in the direction  $r, \theta, z$  are defined by  $u, v$  and  $w$  . The cylindrical panel is assumed to be homogenous, isotropic and linearly elastic with a rotational speed  $\Omega$  , Young's modulus  $E$ , poisson ratio  $\nu$  and density  $\rho$  in an undisturbed state.

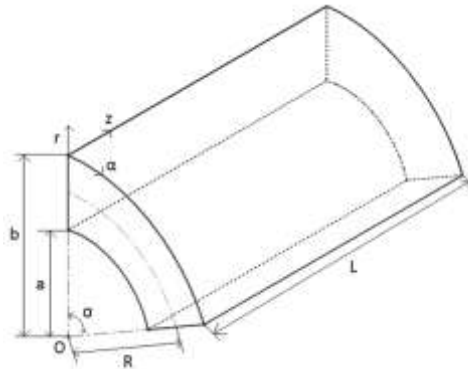


Fig.1 Cylindrical panel

In cylindrical coordinate the three dimensional stress equation of motion, strain displacement relation in the absence of body force for a linearly elastic medium rotating about the z-axis from [16]

$$\begin{aligned} \sigma_{rr,r} + r^{-1}\sigma_{r\theta,\theta} + \sigma_{rz,z} + r^{-1}(\sigma_{rr} - \sigma_{\theta\theta}) + \rho\Omega^2 u &= \rho u_{,tt} \\ \sigma_{r\theta,r} + r^{-1}\sigma_{\theta\theta,\theta} + \sigma_{,rzz} + \sigma_{\theta z,z} + 2r^{-1}\sigma_{r\theta} &= \rho v_{,tt} \\ \sigma_{rz,r} + r^{-1}\sigma_{\theta z,\theta} + \sigma_{zz,z} + r^{-1}\sigma_{r\theta} &= \rho w_{,tt} \end{aligned} \quad (1)$$

where  $\rho$  is the mass density,  $\Omega$  is the uniform angular velocity.

$$\begin{aligned} \sigma_{rr} &= \lambda(e_{rr} + e_{\theta\theta} + e_{zz}) + 2\mu e_{rr} \\ \sigma_{\theta\theta} &= \lambda(e_{rr} + e_{\theta\theta} + e_{zz}) + 2\mu e_{\theta\theta} \\ \sigma_{zz} &= \lambda(e_{rr} + e_{\theta\theta} + e_{zz}) + 2\mu e_{zz} \end{aligned} \quad (2)$$

where  $e_{ij}$  are the strain components,  $t$  is the time,  $\lambda$  and  $\mu$  are Lamé constants. The strain  $e_{ij}$  are related to the displacements are given by

$$\begin{aligned} \sigma_{r\theta} = \mu\gamma_{r\theta} \quad \sigma_{rz} = \mu\gamma_{rz} \quad \sigma_{\theta z} = \mu\gamma_{\theta z} \quad e_{rr} = \frac{\partial u}{\partial r} \quad e_{\theta\theta} = \frac{u}{r} + \frac{1}{r} \frac{\partial v}{\partial \theta} \\ e_{zz} = \frac{\partial w}{\partial z} \quad \gamma_{r\theta} = \frac{\partial v}{\partial r} - \frac{v}{r} + \frac{1}{r} \frac{\partial u}{\partial \theta} \quad \gamma_{rz} = \frac{\partial w}{\partial r} + \frac{\partial u}{\partial z} \quad \gamma_{z\theta} = \frac{\partial v}{\partial z} + \frac{1}{r} \frac{\partial w}{\partial \theta} \end{aligned} \quad (3)$$

Where  $u, v, w$  are displacements along radial, circumferential and axial directions respectively.

$\sigma_{rr}, \sigma_{\theta\theta}, \sigma_{zz}$  are the normal stress components and  $\sigma_{r\theta}, \sigma_{\theta z}, \sigma_{zr}$  are the shear stress components ,

$e_{rr}, e_{\theta\theta}, e_{zz}$  are normal strain components and  $e_{r\theta}, e_{\theta z}, e_{zr}$  are shear strain components.

Substituting the equations(2) ,(3)and (4) in equation(1),gives the following three displacement equations of motion :

$$\begin{aligned}
 &(\lambda + 2\mu)(u_{,rr} + r^{-1}u_{,r} - r^{-2}u) + \mu r^{-2}u_{,\theta\theta} + \mu u_{,zz} + r^{-1}(\lambda + \mu)v_{,r\theta} - r^{-2}(\lambda + 3\mu)v_{,\theta} \\
 &+ (\lambda + \mu)w_{,rz} + \rho\Omega^2u = \rho u_{,tt} \\
 &\mu(v_{,rr} + r^{-1}v_{,r} - r^{-2}v) + r^{-2}(\lambda + 2\mu)v_{,\theta\theta} + \mu v_{,zz} + r^{-2}(\lambda + 3\mu)u_{,\theta} + r^{-1}(\lambda + \mu)u_{,r\theta} \\
 &+ r^{-1}(\lambda + \mu)w_{,\theta z} = \rho v_{,tt} \\
 &(\lambda + 2\mu)w_{,zz} + \mu(w_{,rr} + r^{-1}w_{,r} + r^{-2}w_{,\theta\theta}) + (\lambda + \mu)u_{,rz} + r^{-1}(\lambda + \mu)v_{,\theta z} \\
 &+ r^{-1}(\lambda + \mu)u_{,z} = \rho w_{,tt}
 \end{aligned} \tag{4}$$

To solve equation (4),we take

$$u = \frac{1}{r}\psi_{,\theta} - \phi_{,r} \quad v = -\frac{1}{r}\phi_{,\theta} - \psi_{,\varpi} \quad w = -\chi_{,z}$$

Using Eqs (5) in Eqs (1), we find that  $\phi, \chi, T$  satisfies the equations.

$$((\lambda + 2\mu)\nabla_1^2 + \mu \frac{\partial^2}{\partial z^2} - \rho \frac{\partial^2}{\partial t^2} + \rho\Omega^2)\phi - (\lambda + \mu) \frac{\partial^2 \chi}{\partial z^2} = 0 \tag{5a}$$

$$(\mu\nabla_1^2 + (\lambda + 2\mu) \frac{\partial^2}{\partial z^2} - \rho \frac{\partial^2}{\partial t^2})\chi - (\lambda + \mu)\nabla_1^2\phi = 0 \tag{5b}$$

$$(\nabla_1^2 + \frac{\partial^2}{\partial z^2} - \frac{\rho}{\mu} \frac{\partial^2}{\partial t^2} - \rho\Omega^2)\psi = 0 \tag{5c}$$

Equation (5c) in  $\psi$  gives a purely transverse wave. This wave is polarized in planes perpendicular to the z-axis. We assume that the disturbance is time harmonic through the factor  $e^{i\omega t}$ .

### 3. Solution to the problem

The equation (5) is coupled partial differential equations of the three displacement components. To uncouple equation(6),we can write three displacement functions which satisfies the simply supported boundary conditions followed by Sharma [8]

$$\psi(r, \theta, z, t) = \bar{\psi}(r) \sin(m\pi z) \cos(n\pi\theta / \alpha) e^{i\omega t}$$

$$\phi(r, \theta, z, t) = \bar{\phi}(r) \sin(m\pi z) \sin(n\pi\theta / \alpha) e^{i\omega t} \quad (6)$$

$$\chi(r, \theta, z, t) = \bar{\chi}(r) \sin(m\pi z) \sin(n\pi\theta / \alpha) e^{i\omega t}$$

Where m is the circumferential mode and n is the axial mode,  $\omega$  is the angular frequency of the cylindrical panel motion. By introducing the dimensionless quantities

$$r' = \frac{r}{R} \quad z' = \frac{z}{L} \quad \delta = \frac{n\pi}{\alpha} \quad t_L = \frac{m\pi R}{L} \quad \bar{\lambda} = \frac{\lambda}{\mu} \quad \epsilon_1 = \frac{1}{2 + \bar{\lambda}}$$

$$\bar{\omega}^2 = \frac{\omega^2 R^2}{C_1^2} \quad \Gamma = \frac{\rho \Omega^2 R^2}{2 + \bar{\lambda}} \quad (7)$$

After substituting equation (7) in (6), we obtain the following system of equations :

$$(\nabla_2^2 + k_1^2) \bar{\psi} = 0 \quad (8a)$$

$$(\nabla_2^2 + g_1) \bar{\phi} + g_2 \bar{\chi} = 0 \quad (8b)$$

$$(\nabla_2^2 + g_3) \bar{\chi} + (1 + \bar{\lambda}) \nabla_2^2 \bar{\phi} = 0 \quad (8c)$$

where

$$\nabla_2^2 = \frac{\partial^2}{\partial r'^2} + \frac{1}{r'} \frac{\partial}{\partial r'} - \frac{\delta^2}{r'^2} \quad g_1 = (2 + \bar{\lambda}) t_L^2 - \bar{\omega}^2 + \Gamma \quad g_2 = \epsilon_1 (1 + \bar{\lambda}) t_L^2$$

$g_3 = (\bar{\omega}^2 - \epsilon_1 t_L^2) C_1$  wave velocity of the cylindrical panel. A non-trivial solution of the algebraic equations systems (9) exist only when the determinant of equations (8) is equal to zero.

$$\begin{vmatrix} (\nabla_2^2 + g_3) & -g_2 \\ (1 + \bar{\lambda}) \nabla_2^2 & (\nabla_2^2 - g_1) \end{vmatrix} (\bar{\phi}, \bar{\chi}) = 0 \quad (9)$$

The Eq. (10), on simplification reduces to the following differential equation.

$$(\nabla_2^4 + B \nabla_2^2 + C) \bar{\phi} = 0 \quad (10)$$

where

$$B = -g_1 + g_2(1 + \bar{\lambda}) + g_3 \quad C = -g_1 g_3$$

The solution of equation (10) are

$$\bar{\phi}(r) = \sum_{i=1}^2 [A_i J_\delta(\alpha_i r) + B_i Y_\delta(\alpha_i r)] e^{C \alpha_i r}$$

$$\bar{\chi}(r) = \sum_{i=1}^2 d_i [A_i J_\delta(\alpha_i r) + B_i Y_\delta(\alpha_i r)] e^{C \alpha_i r} \quad (11)$$

Here,  $(\alpha_i r)^2$  are the non-zero roots of the algebraic equation

$$(\alpha_i r)^4 + B(\alpha_i r)^2 - C = 0 \quad (12)$$

The arbitrary constant  $d_i$  is obtained from

$$d_i = \frac{(1 + \bar{\lambda})(\alpha_i r)^2}{(\alpha_i r)^2 + g_3} \quad (13)$$

Eq. (9a) is a Bessel equation with its possible solutions are

$$\bar{\psi} = \begin{cases} A_3 J_\delta(k_1 r) + B_3 Y_\delta(k_1 r), k_1^2 > 0 \\ A_3 r^\delta + B_3 r^{-\delta}, k_1^2 = 0 \\ A_3 I_\delta(k_1 r) + B_3 K_\delta(k_1 r), k_1^2 < 0 \end{cases} \quad (14)$$

Where  $k_1^2 = -k_1'^2$ , and,  $J_\delta$  and  $Y_\delta$  are Bessel functions of the first and second kinds respectively while,

$I_\delta$  and  $K_\delta$  are modified Bessel functions of first and second kinds respectively.  $A_3$  and  $B_3$  are two

arbitrary constants. Generally  $k_1^2 \neq 0$ , so that the situation  $k_1^2 \neq 0$  is will not be discussed in the

following. For convenience, we consider the case of  $k_1^2 > 0$ , and the derivation for the case of  $k_1^2 < 0$  is

similar.

The solution of equation (9a) is

$$\bar{\psi}(r) = A_3 J_\delta(k_1 r) + B_3 Y_\delta(k_1 r) \quad (15)$$

$$\text{Where } k_1^2 = (2 + \bar{\lambda})\Omega^2 - (t_L^2 + \Gamma)$$

### 3.1 Relative frequency shift

The frequency shift of a flexural wave is defined as  $\Delta\omega = \omega(\Omega) - \omega(0)$ ,  $\Omega$  is the angular rotation and the Relative frequency shift of the wave motion is given by

$$RFS = \left| \frac{\Delta\omega}{\omega} \right| = \left| \frac{\omega(\Omega) - \omega(0)}{\omega(0)} \right| \quad (16)$$

Where  $\omega(0)$  is the frequency without rotation. Relative frequency shift plays an important role in construction of gyroscope and acoustic sensors and actuators.

### 4. Boundary condition and frequency equation

In this case both convex and concave surface of the panel are traction free

$$\sigma_{rr} = \sigma_{\theta\theta} = \sigma_{rz} = 0 \quad (r = a, b) \quad (17)$$

Using the result obtained in the equations (1)-(3) in (13) we can get the frequency equation of free vibration as follows

$$|E_{ij}| = 0 \quad i, j = 1, 2, \dots, 6 \quad (18)$$

$$E_{11} = (2 + \bar{\lambda}) \left( (\delta J_{\delta}(\alpha_1 t_1) / t_1^2 - \frac{\alpha_1}{t_1} J_{\delta+1}(\alpha_1 t_1)) - ((\alpha_1 t_1)^2 R^2 - \delta^2) J_{\delta}(\alpha_1 t_1) / t_1^2 \right)$$

$$+ \bar{\lambda} \left( \delta(\delta - 1) J_{\delta}(\alpha_1 t_1) / t_1^2 - \frac{\alpha_1}{t_1} J_{\delta+1}(\alpha_1 t_1) \right) + \bar{\lambda} d_1 t_L^2 J_{\delta}(\alpha_1 t_1)$$

$$E_{13} = (2 + \bar{\lambda}) \left( (\delta J_{\delta}(\alpha_2 t_1) / t_1^2 - \frac{\alpha_2}{t_2} J_{\delta+1}(\alpha_2 t_1)) - ((\alpha_2 t_1)^2 R^2 - \delta^2) J_{\delta}(\alpha_2 t_1) / t_1^2 \right)$$

$$+ \bar{\lambda} \left( \delta(\delta - 1) J_{\delta}(\alpha_2 t_1) / t_1^2 - \frac{\alpha_2}{t_1} J_{\delta+1}(\alpha_2 t_1) \right) + \bar{\lambda} d_2 t_L^2 J_{\delta}(\alpha_2 t_1)$$

$$E_{15} = (2 + \bar{\lambda}) \left( \left( \frac{k_1 \delta}{t_1} J_{\delta+1}(k_1 t_1) - \delta(\delta - 1) J_{\delta}(k_1 t_1) / t_1^2 \right) \right)$$

$$+ \bar{\lambda} \left( \delta(\delta - 1) J_{\delta}(k_1 t_1) / t_1^2 - \frac{k_1 \delta}{t_1} J_{\delta+1}(k_1 t_1) \right)$$

$$E_{21} = 2\delta \left( (\alpha_1 / t_1) J_{\delta+1}(\alpha_1 t_1) - \delta(\delta - 1) J_{\delta}(\alpha_1 t_1) \right)$$

$$E_{23} = 2\delta \left( (\alpha_2 / t_1) J_{\delta+1}(\alpha_2 t_1) - \delta(\delta - 1) J_{\delta}(\alpha_2 t_1) \right)$$

$$E_{25} = (k_1 t_1)^2 R^2 J_\delta(k_1 t_1) - 2\delta(\delta - 1)J_\delta(k_1 t_1)/t_1^2 + k_1/t_1 J_{\delta+1}(k_1 t_1)$$

$$E_{31} = -t_L(1 + d_1)(\delta/t_1 J_\delta(\alpha_1 t_1) - \alpha_1 J_{\delta+1}(\alpha_1 t_1))$$

$$E_{33} = -t_L(1 + d_2)(\delta/t_1 J_\delta(\alpha_2 t_1) - \alpha_2 J_{\delta+1}(\alpha_2 t_1))$$

$$E_{35} = -t_L(\delta/t_1)J_\delta(k_1 t_1)$$

In which  $t_1 = a/R = 1 - t^*/2$ ,  $t_2 = b/R = 1 + t^*/2$  and  $t^* = b - a/R$  is the thickness -to-mean radius ratio of the panel. Obviously  $E_{ij}$  ( $j = 2, 4, 6$ ) can be obtained by just replacing modified Bessel function of the first kind in  $E_{ij}$  ( $i = 1, 3, 5$ ) with the ones of the second kind, respectively, while  $E_{ij}$  ( $i = 4, 5, 6$ ) can be obtained by just replacing  $t_1$  in  $E_{ij}$  ( $i = 1, 2, 3$ ) with  $t_2$ .

## 5. Numerical results and discussion

The frequency equation (18) is numerically solved for Zinc material. For the purpose of numerical computation we consider the closed circular cylindrical shell with the center angle  $\alpha = 2\pi$  and the integer  $n$  must be even since the shell vibrates in circumferential full wave. The frequency equation for a closed cylindrical shell can be obtained by setting  $\delta = l$  ( $l = 1, 2, 3, \dots$ ) where  $l$  is the circumferential wave number in equations(22). The material properties of a copper is

$$\rho = 8.96 \times 10^3 \text{ kgm}^{-3}, \quad \nu = 0.3, \quad E = 2.139 \times 10^{11} \text{ Nm}^{-2}$$

$$\mu = 4.20 \times 10^{11} \text{ Kgms}^{-2}, \quad \lambda = 8.20 \times 10^{11} \text{ Kgms}^{-2} \text{ and}$$

The roots of the algebraic equation (10) was calculated using a combination of Birge-Vita method and Newton-Raphson method. In the present case simple Birge-Vita method does not work for finding the root of the algebraic equation. After obtaining the roots of the algebraic equation using Birge-Vita method, the roots are corrected for the desired accuracy using the Newton-Raphson method. This combination has overcome the difficulties in finding the roots of the algebraic equations of the governing equations.

In Fig.2 and Fig.3 the dispersion curve is drawn between the non dimensional wave number versus relative frequency shift of the cylindrical shell with respect to different direction  $\alpha = 30^0, 45^0, 60^0$ . The Relative frequency shift attain maximum value at small wave number and and slashes down to become



steady and linear at higher wave number for both the symmetric and skew symmetric modes of flexural waves in all direction.

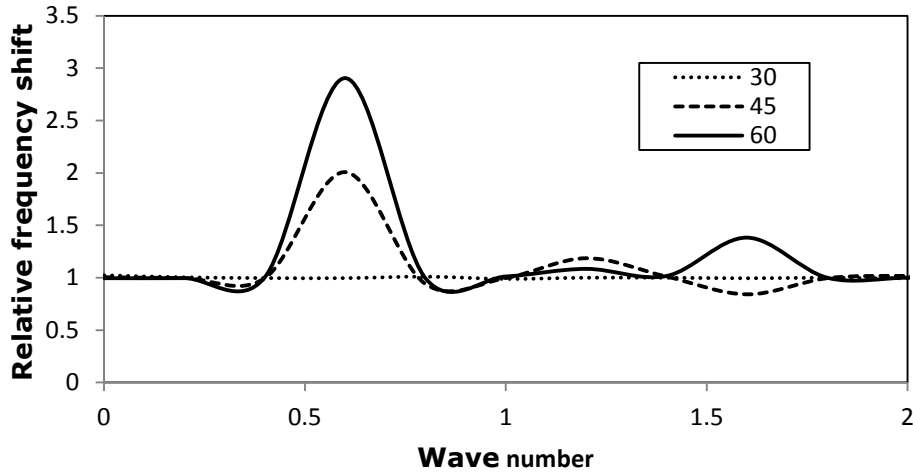


Fig.2. Variation of wave number verses Relative frequency shift for symmetric mode.

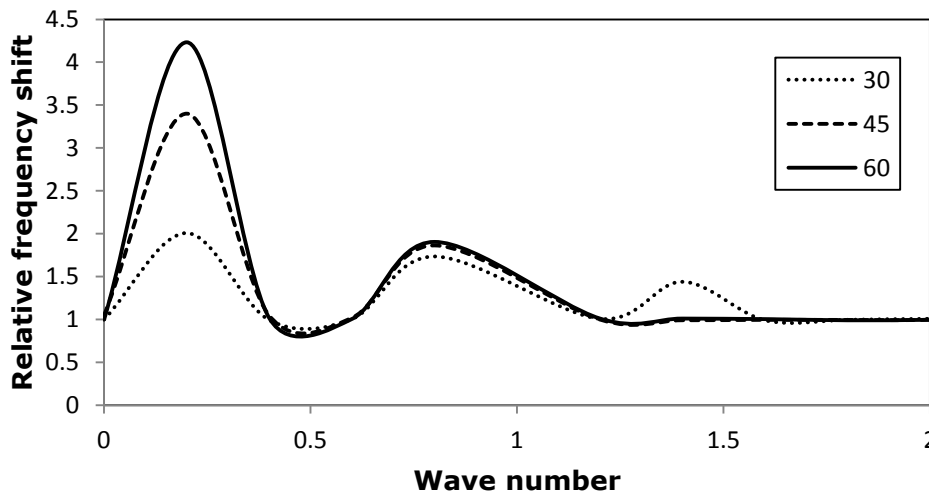


Fig.3. Variation of wave number verses Relative frequency shift for skew-symmetric mode.

In Fig.2 the Relative frequency shift attain maximum in  $0.5 \leq \delta \leq 1$  and become linear for  $\delta \geq 1$  for the symmetric mode but for the skew symmetric mode the profile is  $0 \leq \delta \leq 0.5$  in Fig.3. Along  $\alpha = 60^\circ$  the Relative frequency shift have maximum values in both symmetric and skew symmetric modes of flexural waves.

## 6. Conclusion

The three dimensional flexural vibration analysis of a homogeneous isotropic rotating cylindrical panel subjected to the traction free boundary conditions has been considered for this paper. For this problem, the governing equations of three dimensional linear elasticity have been employed and solved by modified Bessel function with complex argument. The effect of the wave number on the Relative frequency shift of a closed copper cylindrical shell is investigated and the results are presented as dispersion curves.

### References:

- [1]. Love .A.E.H.,(1952) A Treatise on the Mathematical Theory of Elasticity. Cambridge University Press. Fourth edition.
- [2]. Leissa. A.W.,(1997) Vibration of cylindrical shells.ASME J.Vib.Acoust,119:89-95.
- [3]. Mirsky.I.,(1965) Wave propagation in Transversely Isotropic Circular Cylinders.J. Acoust. Soc. Am.,37:1016-1026.
- [4]. Gazis.D.C.,(1959) Three dimensional investigation of the propagation of waves in hollow circular cylinders. J. Acoust Soc. Am., 31:568-578.
- [5]. Ponnusamy.P.,(2007) Wave propagations in a generalized thermo elastic solid cylinder of arbitrary cross section.International journal of solid and structure. 44,5336-5348.
- [6]. Sinha.K. et al.,(1992) Axisymmetric wave propagation in a fluid loaded cylindrical shells. J. Acoust. Soc. Am., 92:1132-1155.
- [7]. Wang ,X.,et.al., (2008) Vibration of functionally graded multilayered orthotropic cylindrical panel under thermo mechanical load.Mechanics of Materials, 40: 235–254.
- [8]. Sharma, J.N.,(2001).Three dimensional vibration of a homogenous transversely isotropic thermo elastic cylindrical panel.J.Acoust.,Soc.Am.,110:648-653.
- [9]. Ding et al.,(2002) Free vibration of transversely isotropic piezoelectric circular cylindrical panels.International Journal of Mechanical sciences,44:191-206.
- [10]. Soldatos.K.P.,Hadjigeorjoiu. V.P.( 1990) Three dimensional solution of the free vibration problem of homogenous isotropic cylindrical shells and panels.J.Sound .Vib.,137:369-384.
- [11]. Singh.B.N.,(2002) Free vibration of composite cylindrical panels with random material properties.Composite Structures , 58: 435–442.
- [12]. Zhang.,X.M.,(2001) Frequency analysis of cylindrical panels using a wave propagation approach.Journal of Applied Acoutics,62:527-543.
- [13]. Loy.C.T., Lam,L.Y.,(1995) Vibration of rotating thin cylindrical panels.Journal of Applied Acoustic, 46:327-343.
- [14]. Sharma.J.N.,Grover.D., (2009)Body wave propagation in rotating thermoelastic media.Mechanical Research Communications 36, 715-721.
- [15]. Abd-Alla. .A.M., Bayones. F.S.,(2011) Effect of rotation in a generalized magneto thermo visco elastic media. Advances in Theoretical and Applied Mechanics,4:15-42.
- [16]. Wauer.J.,( 1999)Waves in rotating and conducting piezoelectric media.J.Acoust.Soc.Am, 106-2:

626-636.

- [17]. Roychoudhuri.S.K., Mukhopadhyay, S.,(2000)Effect of rotation and relaxation times on plane waves in generalized thermo visco elasticity.IJMMS,23(7):497-505.
- [18]. Gamer.U.,(1984)Elastic-plastic deformation of the rotating solid disc. J.Ingenieur.Archiv,54:345-354.
- [19]. Hua. L.I., Lam.K.Y.,( 1998)Frequency characteristics of a thin rotating cylindrical shell using general differential quadrature method.Int.J.Mech.Sci.,40(5):443-459.

This academic article was published by The International Institute for Science, Technology and Education (IISTE). The IISTE is a pioneer in the Open Access Publishing service based in the U.S. and Europe. The aim of the institute is Accelerating Global Knowledge Sharing.

More information about the publisher can be found in the IISTE's homepage:

<http://www.iiste.org>

The IISTE is currently hosting more than 30 peer-reviewed academic journals and collaborating with academic institutions around the world. **Prospective authors of IISTE journals can find the submission instruction on the following page:**

<http://www.iiste.org/Journals/>

The IISTE editorial team promises to review and publish all the qualified submissions in a fast manner. All the journals articles are available online to the readers all over the world without financial, legal, or technical barriers other than those inseparable from gaining access to the internet itself. Printed version of the journals is also available upon request of readers and authors.

### **IISTE Knowledge Sharing Partners**

EBSCO, Index Copernicus, Ulrich's Periodicals Directory, JournalTOCS, PKP Open Archives Harvester, Bielefeld Academic Search Engine, Elektronische Zeitschriftenbibliothek EZB, Open J-Gate, OCLC WorldCat, Universe Digital Library, NewJour, Google Scholar

