

# Reduction of Fading in Microwave System

OMIJEH BOURDILLON OGBOR FELIX OKWUDIRI

Department of Electronic and Computer Engineering, University of Port Harcourt, Rivers State Nigeria

## Abstract

To reduce multipath in a microwave link environment, it is considered as a characteristic way to deal with embrace a digital signal processing approach. The data incorporates an advantageous trademark, that is, the likelihood of wiping out some level of multipath fading impacts. This theory manages a few examinations to enhance motion by exploiting the signal blend assorted variety strategy; the Selection decent variety, SC, the equivalent gain joining, EQC and maximal proportion consolidating methods, MRC. The bit mistake rate, BER, vitality bit to control, Eb/No and signal to clamor proportion SNR of the signs were viewed as key parameters to in executing the MATLAB codes for this work. These parameters; were figured in view of table 3.1 for SC, EQC and MRC separately, the outcomes acquired demonstrates that utilizing the QPSK with coherent detection of signal, as a measure of performance, Bit Error Rate, BER, Signal to noise ratio and energy bit to was chosen, and concluded that the best performance fading reduction is achieved by applying the techniques of MRC. Somewhat more terrible performance of fading decrease is accomplished by utilizing the method of EGC, and the most exceedingly bad, by utilizing SC strategies and affirms that the analytical outcomes are valid.

**Keywords:** QPSK, Microwave, MRC, SC, EGC

## 1. Introduction

In microwave interchanges framework, the connection between the transmit and receive antenna; the way taken by the signal through the world's climate must have a reasonable way. Since microwaves go in basically straight lines, man-made hindrances (counting conceivable future development) that may obstruct the signal should either be overwhelmed by tall radio wire structures or stayed away from out and out. Normal deterrents additionally exist. Level territory can make unwanted reflections, precipitation can retain or diffuse a portion of the microwave vitality, and the rise of foliage in the spring can debilitate an imperceptibly solid signal, which had been sufficient when the trees were uncovered in the winter. Every one of these outcomes in signal. Fading, in wireless communications is variety of the abatement in the extent of the adequacy of a signal with different factors. These factors are; time, land position, and radio frequency. Remote Network is intended to give fast portability to voice and information movement from huge numbers of sources. The significant issue which makes transmission problematic is time changing fading. Frequently, Fading is demonstrated as an irregular procedure (Jide, 2009). A fading channel is a communication channel that encounters fading. In wireless communications framework, fading could be caused by multipath channels took after by the signal amid its spread, alluded to as multipath instigated fading, or because of shadowing from deterrents influencing the proliferated wave. The wonder is depicted as the valuable or potentially ruinous obstruction between signals touching base at a similar receiving wire through numerous ways, and subsequently with various deferrals and stages, causes irregular changes of the signal quality at the less than desirable end. At the point when the signal control is essentially lessened at the event of ruinous obstruction, the marvel known as fading. At the point when profound blurs happen at given time or frequency or in space, it brings about serious nature of the signal debasement at the less than desirable end, making it practically difficult to interpret. Multipath fading comes up because of the non-rational blend of signs landing at the collector radio wire (Juhi et al, 2013). Fading causes a considerable measure of issues in microwave communication framework, for example, signal decay, Poor performance, loss of signal power which is without diminishing the power of the noise. Fading is a noteworthy weakness in transmitting the signal in microwave communication. Consequently, it turns out to be extremely important to invalidate its impact to transmit the signal effectively. This paper aims at applying signal combining technique with advanced signal processing for fading reduction in a microwave system –the MATLAB script approach. Extremely client needs to be upbeat utilizing wireless communication framework; Quality of Service (QoS) implies how glad the microwave communication framework organization is keeping the client. Nature of Service (QoS) can likewise be called "consumer loyalty" for a remote phone organization, which is normally measured by how well the client can hear the calling party. Fading if not moderated can bring down the Quality of service, the impact of fading breaks down signs of a microwave communication framework, by and by to dispense with fading isn't conceivable, so this proposal utilizes diverse strategies for reduce fading. The need to alleviate motions in microwave communication framework is accordingly of massive hugeness.

## 2. Related Works

Dragan et al,( 2015: In their paper, studied the impact of human body shadowing on a wireless indoor communication in the 60 GHz band. The BER performance of a 1024- carrier OFDM system with frequency

domain differential QPSK modulation was simulated for typically densely populated indoor scenarios, such as office spaces or shopping malls. They showed that shadowing is a particular problem when considering imperfect installation of the infrastructure. The strong attenuation of the human body at 60 GHz considerably decreases the received power and changes the character of the multipath fading statistics, so that the resulting BER as a function of the SNR increases with the shadowing density. The behavior was explained with a modified Saleh and Valenzuela indoor channel model. (Nitika et al, 2013) in his work investigated the different techniques for mitigating the fading problems. He proposed a solution to the problem by adding a fading margin on the transmitter, but this solution proved ineffective. He went ahead with an alternative statistical behavior of fading channels by applying the basic concepts of diversity, which use two or more inputs on the receiver to ensure the correlation of signal. So, the diversity technique was employed to improve system performance in fading channels. Instead of transmitting and receiving the desired signal through one channel, we have L copies of the desired signal transferred over M different channels. (Laurent et al, 2003): Found Fading as a major impairment in transmitting the signal in wireless communication. Thus, it becomes very necessary to nullify its effect to transmit the signal successfully and so the diversity technique along with its different types is being employed to combat the effect fading. In this paper, different types of fading and different diversity techniques are being proposed the diversity is used to provide the receiver with several replicas of the same signal. Diversity techniques are used to improve the performance of the radio channel without any increase in the transmitted power. Thus, various diversity combining techniques are used in order to reduce the impact of fading on the signal. (Juhi et al, 2013) Presented Multiple Input Multiple Output (MIMO) technology uses multiple antennas at the both link ends and does not need to increase additional transmit power and spectrum, leading to promising link capacity gains of several-fold increase in spectrum efficiency. Increased capacity can be achieved by introducing additional spatial channels that are exploited by using coding such as space-time coding (STC). The spatial diversity improves the link reliability by reducing the adverse effects of link fading and shadowing. In this article, we survey environmental factors that affect MIMO capacity. MIMO systems by nature increases the amount of data transmitted and hence requires a larger received signal to interference noise power ration (SINR). (Neelam, 2010) Presents that diversity is used to provide the receiver with several replicas of the same signal. Diversity techniques are used to improve the performance of the radio channel without any increase in the transmitted power. As higher as the received signal replicas are de-correlated, as much as the diversity gains can be achieved. Different types of Diversity schemes have their own merits and demerits. So, in different environment different diversity schemes are selected. Combining schemes is also application and environment dependent. Interleave-division multiple-access (IDMA) will be the most suitable Multiple access scheme for the Next Generation Wireless networks hence much research is required to improve the performance in terms of Fading too. (Jide, 2009): In their work, presented space transmission diversity technique applied to combat fading effect on wireless channel. Hata's equation was used for predicting signal path loss, this was simulated in C++. The data generated from it was compare with data obtained by another researcher in order to ascertain the accuracy of the program. The obtained has a direct proportionality relationship between the signal fading and both the carrier frequency and the separation between the transmitter and receiver. In addition, the effectiveness of the program was evaluated. The method reduced 75% - 81% of the signal losses due to multi-path fading. (Ekwe et al, 2014) Found Fading as a major impairment when transmitting a signal in wireless communication channel. It is cause by multipath propagation. That is signals from different paths can constructively or destructively interfere with each other. To reduce this effect, Different techniques being employed to reduce the effect of fading, Diversity method was adopted alongside with rake receiver and equalization. The results obtained showed an enhancement of effective fading and inters symbol interference reduction in wireless communication systems. These methods had gaps inherent in them which was improved on in this work by applying the QPSK modulation technique and the advanced signal processing techniques at the receiver and transmitter as a means of reducing or cancelling the interference effects have been used. This article has documented most of these techniques suffer from important practical shortcomings in terms of complexity and required channel information that make their successful application to newer Generation cellular systems.

### 3. Diversity Schemes

The joining strategy is utilized when a few duplicates of the transmitted signal experience autonomous fading and are consolidated at the recipient in an approach to build general got control. Distinctive sorts of assorted variety call for various joining techniques. Here, we audit a few basic decent varieties joining techniques. This work manages here and now fading impacts. For this situation, what takes after is to acquire various signs with break even with mean power using assorted variety plans. Numerous analysts have been chipping away at consolidating procedures in various conditions. Three sorts of direct decent variety consolidating plans are well known: Selection Combining (SC), Maximum Ratio Combining (MRC) and Equal Gain Combining (EGC). The got signal is given by

$$r_i(t) = \sum_{j=1}^L A_j e^{j\phi_j} s(t) + z_i(t), \dots \dots 1$$

where  $s(t)$  is comparable to low-pass transmitted signal,  $A_i e^{j\theta_i}$  = fading reduces of the signal and  $z_i(t)$  = Additive White Gaussian Noise, AWGN. What's more,  $M$  is the quantity of accepting receiving wire. It is accepted that all signs in this work has risen to commotion control for simple of calculation.

a. Selection Combining (SC)

The calculation for particular decent variety consolidating depends on the rule that at the collector end, one chooses the best signal among the greater part of the signs got from various branches. Along these lines the signal with the best signal to commotion proportion (SNR) is chosen. The fundamental errand of choice decent variety lies in observing the signs at a rate speedier than that of the fading procedure when the biggest of all is to be chosen. Be that as it may, for down to earth performance, estimation of the prompt SNR might be troublesome or costly for high signaling rates. General SNR can be acquired as.

$$SNR_{r_i} = \max(SNR_{r_1}, SNR_{r_2}) \tag{2}$$

$$SNR_{r_i} = (A^2 * E_b) / N_0 = \max(SNR_{r_1}, SNR_{r_2}) = \max(r_1, r_2) \tag{3}$$

Where  $A$  = fading attenuation for the received signal

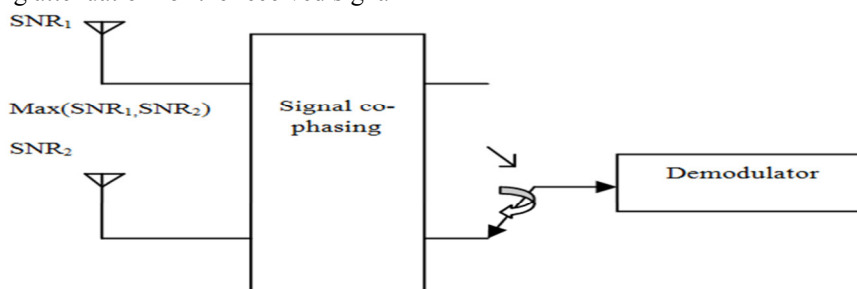


Figure 1: Selection Combiner Technique of Fading Reduction

b. Equal Gain Combining (EGC)

It is a co-stage joining that conveys all stages to a typical point and consolidates them. The consolidated signal is the whole of the momentary fading envelopes of the individual branches. In this way, co-staging and summing is done on the branches which are gotten straightforwardly i.e.  $g_i I_i$  of the MRC conspire are made equivalent to 1, for all  $i = 1, 2, 3 \dots$ . The consolidated signal encompass is given by

$$a = \sum_{i=1}^M a_i g_i \tag{4}$$

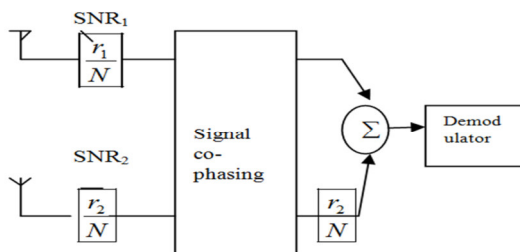


Figure 2: Maximum Ratio Combining (MRC) technique of fading reduction

c. Maximum Ratio Combining (MRC)

In MRC, all the branches are thought about all the while. Each of the branch signals is weighted with a gain factor relative to its own SNR. The MRC plot requires that the signs be included subsequent to conveying them to a similar stage. The gain related with the  $i^{th}$  branch is chosen by the SNR of the comparing branch. On the off chance that  $I_{an}$  is the signal envelope in the  $n^{th}$  branch, at that point the consolidated signal envelope is given as in condition 3.4. Along these lines, we see that aggregate of SNRs of the individual branches yields the last SNR of the yield.

$$a = \sum_{i=1}^M a_i g_i \tag{5}$$

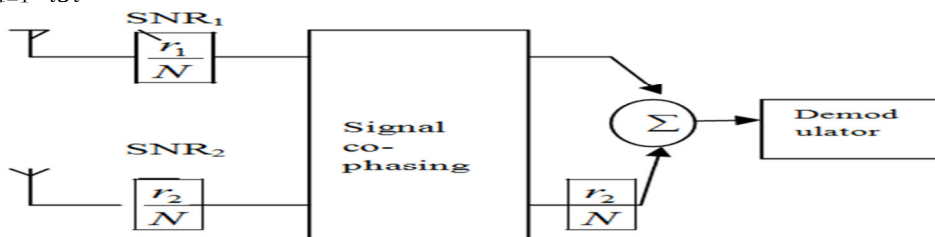


Figure 3: Maximum Ratio Combining (MRC) technique of fading reduction

#### 4. Simulations and Results

In Figure 4, the BER for QPSK in Rayleigh channel with Selection Diversity which is executed in the Mat lab code by choosing the signal with the best SNR. It was executed utilizing the Max (Signal to commotion proportion 1, Signal to clamor proportion 2, Signal to clamor proportion 3). It can be concluded that the effect of the two accepting receiving wires as for the one getting radio wire is around 16dB for BER=10<sup>-4</sup> and around 10dB for BER=10<sup>-3</sup>.

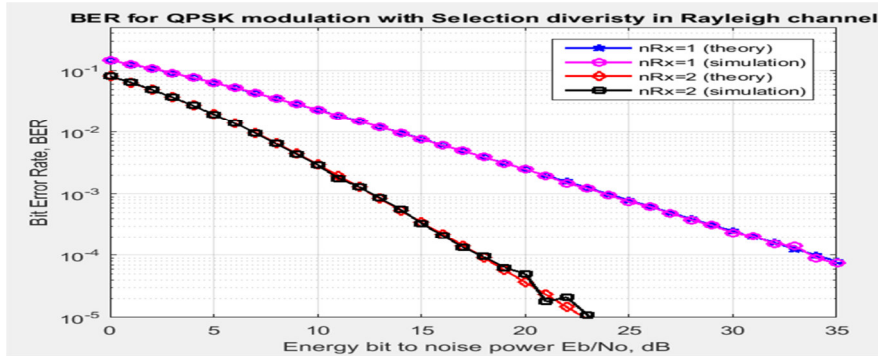


Figure 4: BER for QPSK Modulation Applying Selection Combining Technique

##### a. Equal Gain Combining Technique

In other to decide the impact of Equal Gain Combining strategy, in decreasing the fading impact in a microwave framework, the compelling proportion of bit vitality to clamor of the framework was plotted on the even hub against the aggregate BER. In Figure 5, presents the BER for QPSK in Rayleigh channel with Equal Gain Combining strategy for one accepting reception apparatus and two getting radio wire (nRx1 and nRx2). It can be derived that the effect of the two getting radio wires concerning the one accepting reception apparatus for BER for QPSK in Rayleigh channel with Equal Gain Combining strategy is around 12dB for BER=10<sup>-3</sup> and 16dB for BER=10<sup>-4</sup>.

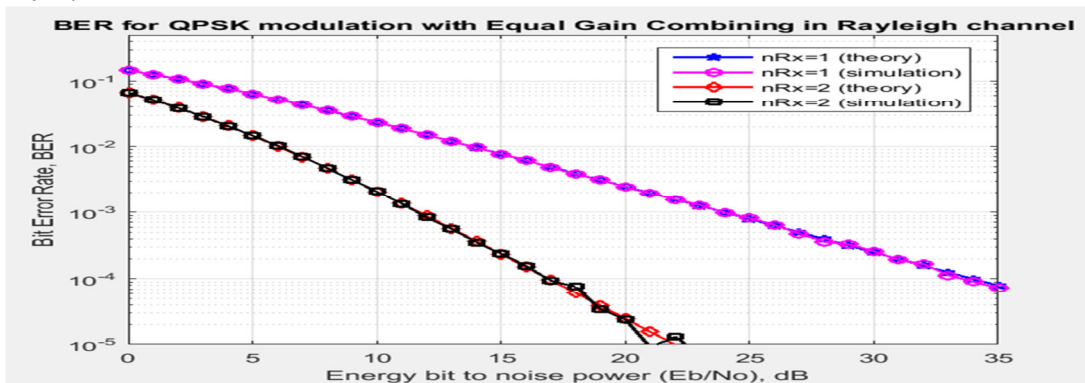


Figure 5: BER for QPSK applying Equal gain combining in Raleigh channel

##### b. Maximal Rate Combining (MRC) Technique

BER for QPSK in Rayleigh channel with Maximal Ratio Combining is exhibited in Figure 4.7. From this figure, it can be seen that the change for the two accepting receiving wires, contrasted with one getting reception apparatus, is around 13dB for BER=10<sup>-3</sup>.

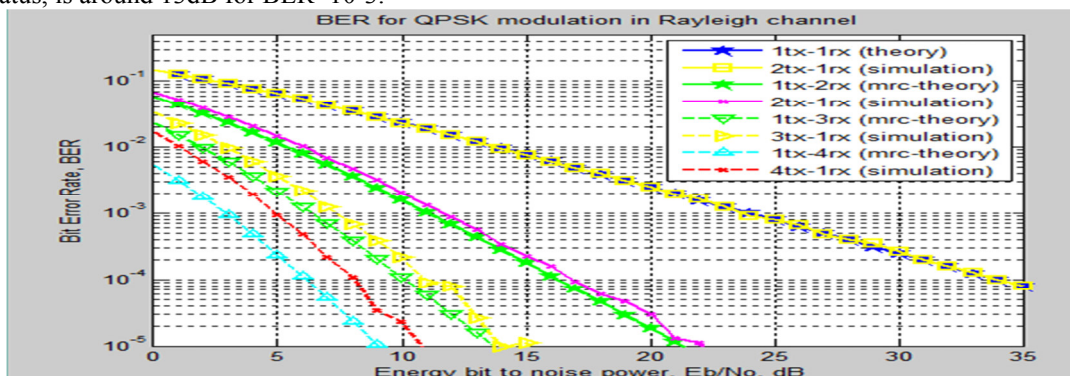


Figure 6: BER for QPSK modulation applying MRC combining technique

#### C. Comparing the Three Technique

In Figures 7, 8, 9 and 10 comparing for Rayleigh Fading channel, the three combining mitigation methods for the

following number of receiving antennas. It was found that, the best improvement is achieved for the technique for combining with maximal ratio of power signal-to-noise (MRC), and the worst is the technique of selective combining (SC). It is important to notice that the improvement in the case of EGC is comparable to MRC. On the assumption that all received signals are coherent. Among different combining techniques, MRC has the best performance and the highest complexity, EGC is easier to implement compared to MRC, but its performance is about 1 dB worse than MRC, and Selection technique has poorer performance but the least complexity. Thus, by employing multiple transmit and receive antenna, the diversity can be achieved to improve the performance of radio wireless communication microwave, reducing fading. The cost of implementing SC is less than EGC and the cost of implementing MRC is the more both EGC and SC. Also, in terms of complexity of circuitry, MRC is more complex than both EGC and SC while SC is the simplest.

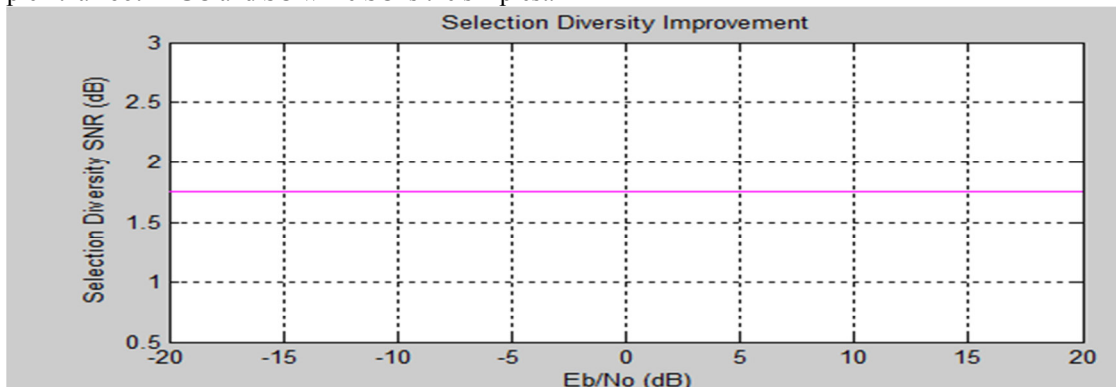


Figure7: The Improvement of the Selection Technique

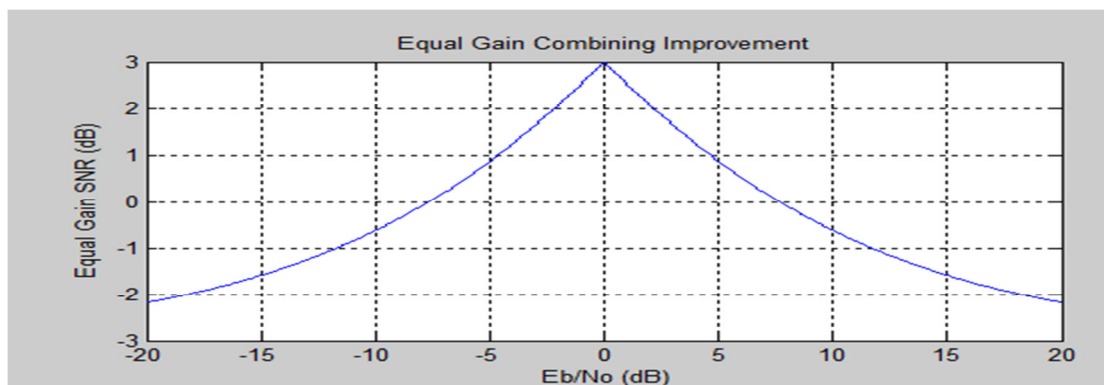


Figure 8: The Improvement of the Gain Technique

BER for QPSK in Rayleigh channel with Maximal Ratio Combining is introduced in Figure 7. From this figure, it can be seen that the change for the two getting radio wires, contrasted with one accepting receiving wire, is around 13dB for BER=10<sup>-3</sup>.

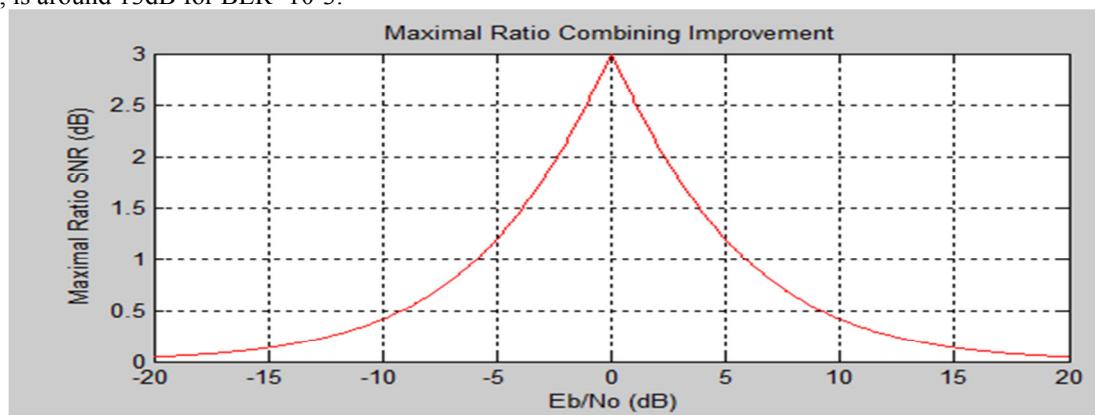


Figure 9: the Improvement of the Maximal Ratio Combining

In Figure 10, looking at for Rayleigh Fading channel, the three consolidating alleviation techniques for the accompanying number of receiving antenna, M. (M=1, M=2, M=3, M=6). It was discovered that, the best change is accomplished for the method for consolidating with maximal proportion of energy motion to-clamor (MRC),

and the most exceedingly awful is the procedure of specific joining (SC). Notice that the change on account of EGC is similar to MRC. On the suspicion that every single received signal is lucid. The cost of executing SC is not as much as EGC and the cost of actualizing MRC is the more both EGC and SC. Likewise, as far as intricacy of hardware, MRC is more mind boggling than both EGC and SC while SC is the most straightforward.

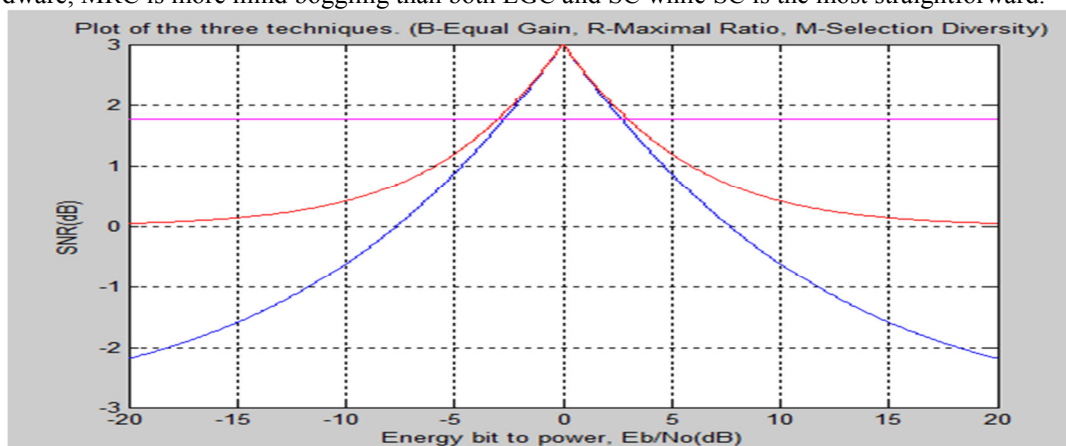


Figure 10: The Improvement of the Three Techniques

## 5. Conclusions

The investigation of reducing multipath fading has been completed applying effectively and actualized. The consequences of the investigation of the exploration were acquired with the utilization of Mat lab Simulink. Streamlining of the current and the advancement of new models of spread in fading channels, so as the use of different procedures to enhance the performance if there should be an occurrence of fading presence, are of incredible significance in arranging and creating microwave communication frameworks. This proposition breaks down the attributes of the Rayleigh channel. Keeping in mind the end goal to enhance framework performance, assorted variety system was connected with various strategies of signal combining and handling at the receive side. Attributes have been examined on account of recipient, which executes decent variety procedures with one, two, three, and six branches, utilizing SC, EGC and MRC systems of signal joining, utilizing the QPSK with lucid discovery of signal. As a measure of performance, we have picked BER, and inferred that the best performance is accomplished by applying the systems of MRC. Somewhat more regrettable performance is accomplished by utilizing the system of EGC, and the most exceedingly awful, by utilizing SC methods. This is steady with the systematic outcomes. The decent variety strategy is utilized to furnish the recipient with a few duplicates of a similar signal. Assorted variety strategies are utilized to enhance the performance of the radio channel without expanding the transmitted power. Likewise, we have seen the different Diversity Combining systems that are utilized as a part of request to decrease the effect of fading on the signal. Joining plans are additionally application and condition subordinate. Among various consolidating methods, MRC has the best performance and the most noteworthy many-sided quality, EGC is less demanding to actualize contrasted with MRC, yet its performance is around 1 dB more regrettable than MRC, and Selection strategy has poorer performance yet the minimum multifaceted nature.

## REFERENCES

- Maxime Flament and Matthias Unbehaun (2009): "Impact of shadow fading in a mm-wave band wireless network" Communication Systems group, Chalmers University of Technology, S-412 96 Gothenburg, Sweden.
- Jide Julius Popoola (2009): Computer Simulation of Hata's Equation for Signal Fading Mitigation. *The Pacific Journal of Science and Technology* Volume 10. Number 2. November 2009 (Fall)
- Juhi Garg, Kapil Gupta, P. K. Ghosh (2013): "Performance Analysis of MIMO Wireless Communications over Fading Channels – A Review" *International Journal of Advanced Research in Electrical, Electronics and Instrumentation Engineering* Vol. 2, Issue 4, April 2013
- Dragan Mitić And Aleksandar Lebl(2015): "An Overview And Analysis of BER for Three Diversity Techniques In Wireless Communication Systems" *Yugoslav Journal of Operations Research* 25 (2015) Number 2, 251-269 DOI: 10.2298/YJOR131120007M
- Nitika Sachdeva and Deepak Sharma (2013) "Diversity: A Fading Reduction Technique" *International Journal of Advanced Research in Computer Science and Software Engineering*. Vol. 2, Issue 4, April 2013
- Laurent Castanet, Ana Bolea-Alamañac and Michel Bousquet (2003): "Interference and Fade Mitigation Techniques For Ka And Q/V Band Satellite Communication Systems"

- Juhi Garg, Kapil Gupta, P. K. Ghosh (2013): “Performance Analysis of MIMO Wireless Communications over Fading Channels – A Review” International Journal of Advanced Research in Electrical, Electronics and Instrumentation Engineering Vol. 2, Issue 4, April 2013
- Neelam Srivastava (2010): “Diversity Schemes for Wireless Communication- Short Review” Journal of Theoretical and Applied Information Technology, Islamabad Pakistan 31st May. Vol.15. No.2.
- Ekwe O. A. and Abioye E. A (2014): “Effective Fading Reduction Techniques in Wireless Communication System” IOSR Journal of Electronics and Communication Engineering (IOSR-JECE) e-ISSN: 2278-2834, p- ISSN: 2278-8735. Volume 9, Issue 4, Ver. II (Jul - Aug. 2014), PP 35-43
- William C. Jakes, Editor (1975). Microwave Mobile Communications. New York: John Wiley & Sons Inc. ISBN 0-471-43720-4.*