

# Brain Emotional Learning Based Intelligent Controller And Its Application To Continuous Stirred Tank Reactor

Arpit Jain<sup>1</sup>, Garima Jain<sup>2</sup>, Anitya Kuchhal<sup>2</sup>

1. Department of Electrical, Electronics & Instrumentation Engineering, University of Petroleum & Energy Studies, PO Bidholi Via Prem Nagar, Dehradun 248007, INDIA
2. Department of Electrical, Electronics & Instrumentation Engineering, University of Petroleum & Energy Studies, PO Bidholi Via Prem Nagar, Dehradun 248007, INDIA

\* E-mail of the corresponding author: [arpit.eic@gmail.com](mailto:arpit.eic@gmail.com)

## Abstract

This paper investigates an intelligent control approach towards Continuous Stirred Tank Reactor in chemical engineering. CSTR is a well known in process control and it offers a diverse range of research in chemical and control engineering. Brain emotional learning based intelligent controller (BELBIC) is an intelligent controller based on the model of Limbic system of brain. Our objective is to implement Computational Model of Brain Emotional Learning Based Intelligence Controller(BELBIC) and its Application To CSTR . Model design and simulations are done in MATLAB™ SIMULINK® software.

**Keywords:** CSTR, BELBIC, Limbic system, Amygdala, Orbitofrontal cortex

## 1. Introduction

Emotional behavior of humans and animals play an important role in determining their intelligence, an intelligent system with a fast learning ability can thus be created by modeling a Brain Emotional Learning system. J. Moren and C. Balkenius [1], [2] evaluated the learning of the brain limbic system by constructing a computational model of emotional learning and processing inspired by neurological findings. Biologically inspired method such as the evolutionary algorithm has been employed to solve complex computational problems in the past. They developed the role of the amygdala and orbitofrontal cortex and reproduced a model to mimic the characteristics of the biological systems and simulated the same proving the associative learning ability of the model.

Caro Lucas et al [3] introduced the “Brain Emotional Learning Based Intelligent Controller” – BELBIC: a controller based on the computational model of limbic system of mammalian brain. The controller was applied to some Single Input Single Output, Multiple Input Multiple Output and non-linear systems, the results gives excellent control action, disturbance handling and system parameter robustness. Farzan Rashidi et al [4] proposed several effective speed regulation controllers for DC motors which included: Fuzzy auto tuning, GA based PID controller, GA based fuzzy PID controller, Fuzzy PID controller using Neural network and BELBIC. Simulation results showed that fuzzy PID controller and BELBIC controller gave better results than others. Ali Mehhrabian et al [5] applied BEL controller to some non-linear uncertain systems such as: Van Der Pol oscillator, Duffing forced oscillator and Automatic self balancing scale. Simulation results showed the robustness and adaptability of BEL controllers for uncertain systems giving a satisfactory performance. Caro Lucas et al [6] compared the performance of locally linear Neuro-fuzzy (LLNF) model tree system and BEL controller to control a washing machine. Simulation results illustrated the control parameters for BEL controller was better than the LLMF. Also when compared for energy consumption BEL controller proved to be more efficient. Hossein Rouhnaei et al. [7] evaluated the performance of BEL controller for an electrically heated micro-heat exchanger using locally linear model tree (LoLiMoT) for system dynamics identification. The closed loop system performance using BELBIC was compared with that of PID controller. Results show that BELBIC controller had better settling time, overshoot and better stability as compared to PID controller. Guoyong Huang et al [8] investigated the applicability of BELBIC to control an Unmanned Aerial Vehicle (UAV). They applied BELBIC to attitude stability control loop under the conditions of UAV with wind disturbance in flat flight process. Simulation results illustrate that the BELBIC showed good adaptability and robustness. Naghmeh Garmsiri and Farid Najafi [9] proposed a Sugeno Fuzzy inference system (FIS) to tune the parameters of BEL controller dynamically during the control procedure. They applied the system to a 2 degree of freedom rehabilitation robot while tracking different reference trajectories. Simulated results revealed that dynamically changing parameters provide better performance in different conditions of a particular control trend as compared to rigid setting of BELBIC parameters. Hassen T. Dorrah et al [10] used particle Swarm Optimization – BEL

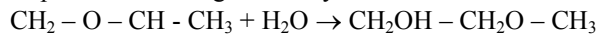
(PSO-BEL) controller to control a two-coupled distillation column with 4 input/4 output process. They compared the PSO-BEL controller with PSO-PID controller and found PSO-BELBIC to be more useful. Although PSO-BELBIC had overdamped response but overall performance for PSO-BELBIC was more stable. ISE (integral square error) and  $e_{ss}$  (steady state error) both were less for PSO-BELBIC

## 2. CSTR

The continuous stirred-tank reactor (CSTR), also known as vat- or backmix reactor is a common ideal reactor type in chemical engineering. A CSTR often refers to a model used to estimate the key unit operation variables when using a continuous agitated-tank reactor to reach a specified output. The mathematical model works for all fluids: liquids, gases, and slurries.

The behavior of a CSTR is often approximated by presuming perfect mixing. In a perfectly mixed reactor, the output composition is identical to composition of the material inside the reactor, which is a function of residence time and rate of reaction. If the residence time is 5-10 times the mixing time, this approximation is valid for engineering purposes. The CSTR model is often used to simplify engineering calculations and can be used to illustrate complex reactors.

CSTR has a wide variety of uses, including: anti freeze applications, aircraft de-icing; a solvent for a number of drugs, moisturizers and as artificial smoke or fog, for fire-fighting training or theoretical productions. For Example: It has been used for the production of propylene glycol by hydrolysis of propylene oxide with sulphuric acid being the catalyst<sup>[11]</sup>. The reaction involved is[11]:



Water is supplied in excess, so the reaction is first order in propylene oxide concentration. The rate of reaction of propylene oxide is first order

$$r_A = -k_p \exp(-E_a/RT) C_A$$

### 2.1 Mathematical Modelling

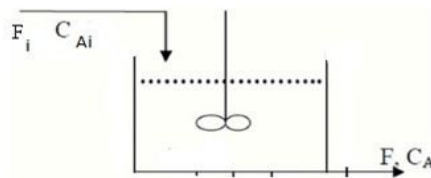
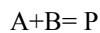


Figure1: Continuous Stirred Tank Reactor [11]

Ethylene oxide (A) is reacted with water (B) in a continuously stirred tank(CSTR) to form ethylene glycol (P). Assume that the CSTR is maintained at a constant temperature and that the water is in large excess. The stoichiometric equation is



The overall mass balance is [11]

$$\frac{dV\rho}{dt} = F_i\rho_i - F_p\rho$$

Assumption : The liquid phase density  $\rho$  is not a function of concentration. The vessel liquid (and outlet) density is than equal to the inlet steam density so

$$\rho_i = \rho$$

And we can write it as [11]

$$\frac{dV}{dt} = F_i - F$$

Let  $C_A$  and  $C_P$  represent molar concentrations of A and P (moles/volume). The component material balance equations are [11]

$$\frac{dVC_A}{dt} = F_1 C_{A1} - FC_A + V r_A$$

$$\frac{dVC_P}{dt} = -FC_P + V r_P$$

Where  $r_A$  and  $r_P$  represents the rate of generation of species A and P per unit volume, and  $C_{A1}$  represents the inlet concentrations of species A. Since the water is in large excess its concentration does not change significantly, and the reaction rate is in first order with respect to the concentration of ethylene oxide,

$$r_A = -kC_A$$

Where k is the reaction rate constant and the minus sign indicates that A is consumed in the reaction. Each mole of A reacts with a mole of B and produces a mole of P, so the rate of generation of p is,

$$r_P = kC_A$$

Energy balances on the vessel and fluids result in the following equations [11]:-

$$x_1 = \frac{dx_1}{dt} = u_1 - u_2 = f_1(x, u, p)$$

$$x_2 = \frac{dx_2}{dt} = \frac{u_1}{x_1} = (u_2 - x_2) - p_1 x_2 = f_2(x, u, p)$$

$$x_3 = \frac{dx_3}{dt} = -\frac{u_1}{x_1} x_3 + p_1 x_3 = f_3(x, u, p)$$

The state, input and parameter vectors are [11]

$$X = \begin{bmatrix} x_1 \\ x_2 \\ x_3 \end{bmatrix} = \begin{bmatrix} V \\ C_A \\ C_P \end{bmatrix}$$

$$U = \begin{bmatrix} u_1 \\ u_2 \\ u_3 \end{bmatrix} = \begin{bmatrix} F_1 \\ F \\ C_{A1} \end{bmatrix}$$

## 2.2 Parameters

The parameter values for the CSTR are as follows:

This system has the following activation energy, frequency factor and heat of reaction values:-[12]

**Table 1**

$E_0$	75.3624 Kj/Kg mol
$K_0$	$47 * 10^8 \text{ sec}^{-1}$
$-\Delta H$	90714 Kj/mol PO
U	425.8725W/ m <sup>2</sup> K
$\rho c_p$	992.02 W/m <sup>3</sup> K
R	4.621Kj/Kg mol °F

Assume that the reactor is to be operated with the following residence time, feed concentration, and feed temperature [12]:-

**Table 2**

V/F	900 sec
$C_M$	0.644 Kgmol/m <sup>2</sup>
$T_f$	288.706 K

Also assume the reactor is designed as a vertical cylinder with a height/diameter ratio of 2:1, that complete heat transfer area coverage occurs when the reactor is 75% full, and that the reactor is operated at 85% of the design volume.

Now at Reactor scale:

**Table 3**

PARAMETERS	VALUE
Reactor volume (nominal)	82.831 m <sup>3</sup>
Heat transfer Area	8.175 m <sup>2</sup>
Diameter	1.2192 m
Operating volume, V	2.406 m <sup>3</sup>
Operating Flow rate, F	$2.67 * 10^{-3} \text{ m}^3/\text{sec}$

### 3. Problem Formulation

The objective of the linearization is to find the transfer function is CSTR [12] :-

$$X' = Ax + Bu$$

$$y = Cx + Du$$

Where the states, inputs and output are in deviation variable

$$A = \begin{bmatrix} \frac{\partial f_1}{\partial x_1} & \frac{\partial f_1}{\partial x_2} \\ \frac{\partial f_2}{\partial x_1} & \frac{\partial f_2}{\partial x_2} \end{bmatrix}$$

$$B = \begin{bmatrix} \frac{\partial f_1}{\partial u_1} \\ \frac{\partial f_2}{\partial u_1} \end{bmatrix}$$

$$C = [0 \quad 1]$$

$$D = \begin{bmatrix} 0 \\ 0 \end{bmatrix}$$

The linear transfer function of CSTR is

$$G_p = \frac{0.4099s + 3.275}{0.2811s^2 + 0.9664s + 1}$$

#### 4. Brain Emotional Learning Based Intelligent Controller

BELBIC [14] is based on the architecture of the “Limbic System” of human brain. Limbic system is responsible for the emotional learning in human beings.

BELBIC is one such nonlinear controller – a neuromorphic controller based on the computational learning model shown above to produce the control action. This model is employed much like an algorithm in these control engineering applications. In these new approaches, intelligence is not given to the system from the outside but is actually acquired by the system itself.

The major components of the limbic system which cooperate with Amygdala in emotional processes. The input rudiments of the limbic system, and its connected cortical and subcortical areas, which are well thought-out for the model are the Amygdala, the Orbitofrontal Cortex, the Sensory Cortex and the Thalamus. These rudiments and their interactions with additional components of the limbic system. Besides, from the abovementioned components, the first two engage in recreation a input position in the dispensation of emotions even as they have a rest mainly (though not entirely) purpose the same as preprocessors of sensory input.

Following figure shows the block diagram of BELBIC controller:

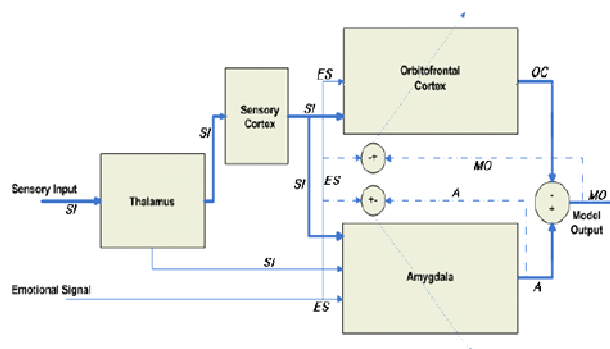


Figure 2: Block diagram of simplified Limbic Model[2]

Mathematically the linear model of BEL controller is represented by following simplified equations [2]:

$$A = G_A \cdot SI$$

$$OC = G_{OC} \cdot SI$$

$$\frac{dG_A}{dt} = \alpha \cdot SI (ES - A)$$

$$\frac{dG_{OC}}{dt} = \beta \cdot SI (A - OC - ES)$$

$$MO = A - OC$$

Where,

MO = Model Output

SI = Sensory Input

ES = Emotional Sensor

A = Amygdala Output

OC = Orbitofrontal Cortex

$\alpha$  = Learning rate of Amygdala

$\beta$  = Learning rate of Orbitofrontal cortex

$G_A$  = Gain for Amygdala

$G_{OC}$  = Gain for Orbitofrontal Cortex

## 5. Control Action Mathematics

In feedback control, a setpoint is given and the variable that has to be controlled and measured is compared with the setpoint. The error is taken into account by the controller and then the controller decides what action should be taken by the manipulated variable to compensate for and hence remove the error.

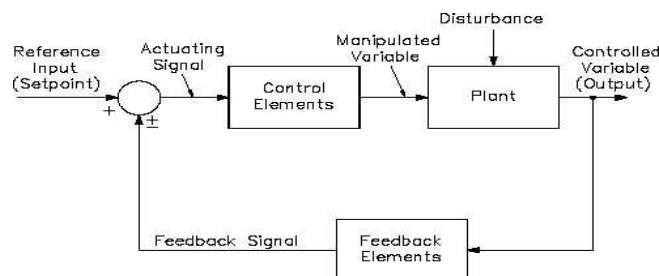


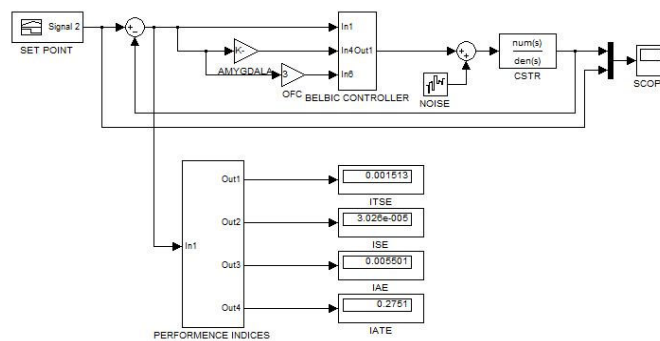
Figure 3: Feedback Control Loop [12]

There are two types of feedback control: negative and positive. Negative feedback is the most useful control type since it typically helps a system converge toward an equilibrium state. On the other hand, positive feedback can lead a system away from an equilibrium state thus rendering it unstable, even potentially producing unexpected results. Unless stated explicitly, the term feedback control most often refers to negative feedback.

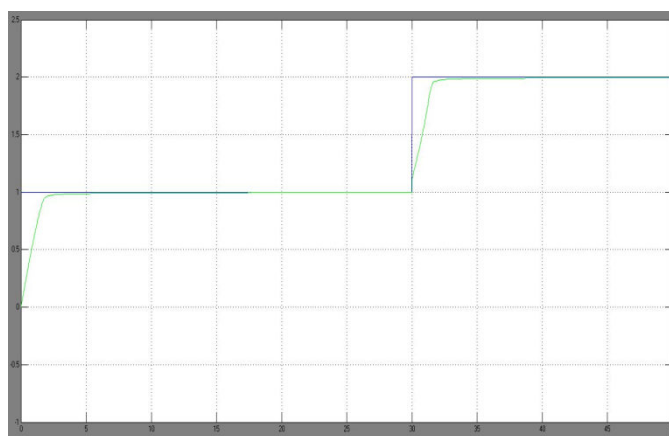
## 6. Result and Conclusion

In this paper, we have presented the application of Brain Emotion Learning Based Intelligent Controller in CSTR. The main issue that arises while applying the BEL model to an application is defining the emotional and the sensory signals in such a way so as to approximately represent the state and objective of the system. At last, BELBIC is more efficient than any other controller (PID etc) as it has minimum error and high response time.

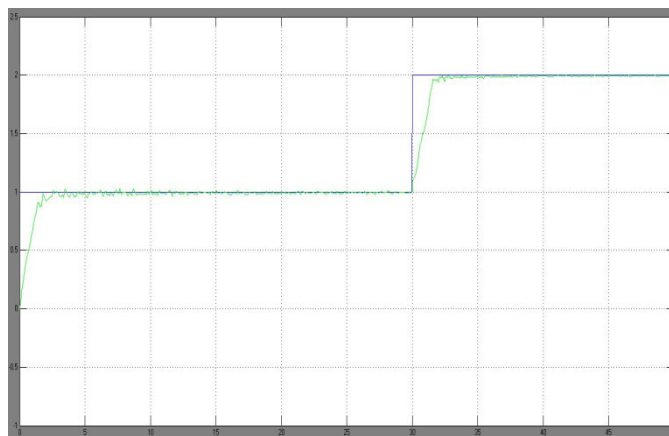
The input parameters are compared with Brain emotional learning based intelligent controller and its application to jacketed Continuous stirred tank reactor [14], taking both x axis and y axis same in both the systems.



**Figure 4:** BELBIC with CSTR (Noise present)



**Figure 5:** Output response of the system



**Figure 6:** Output response of the system (with noise)

## 6.1 Performance Indices

**Table 4:** Error Parameters

Error parameters	With noise	Without noise
ITSE	0.001427	0.001062
ISE	2.854e-005	2.124e-005
IAE	0.005342	0.005342
IATE	0.2671	0.2304

**Table 5:** Error Parameters [14]

Error Parameters	Without Noise	With Noise
ISE	1.165	1.189
ITSE	5.281	5.358
IAE	2.31	2.375

On comparison with [14], it can be concluded the performance indices for our system shows improvement

## References

- Balkenius, Christian and Moren, A computational model of emotional conditioning in the brain, Jan. Rolls, 1998, Proceedings of Workshop on Grounding Emotions.
- Moren, J and Balkenius, Christian, A computational model of emotional learning in the amygdala, 2000, From animals to animats.
- Lucas C., Shahmirzadi D, INTRODUCING BELBIC :BRAIN EMOTIONAL LEARNING BASED INTELLIGENT CONTROLLER, Sheikholeslami N. 1, 2004, Vol. 10, pp. 11-22.
- Rashidi, F, Rashidi, M and Hashemi-Hosseini, Applying Intelligent controllers for speed regulation of DC motors., A. 2003.
- Mehrabian, AR and Lucas, Caro, Emotional learning based intelligent robust adaptive controller for stable uncertain nonlinear systems, 2006, International Journal of Computational Intelligence, pp. 246-252.
- Lucas, Caro, Milasi, Rasoul M. and Araabi, Babak N, Intelligent Modeling and Control of Washing Machine Using Locally Linear Neuro-Fuzzy (Llnf) Modeling and Modified Brain Emotional Learning Based Intelligent Controller (Belbic). 4, Oct 2006, Asian Journal of Control, Vol. 8, pp. 393-400. ISSN: 15618625
- Rouhani, Hossein, et al. Emotional learning based intelligent speed and position control applied to neurofuzzy model of switched reluctance motor. 1, 2007, Control and Cybernetics, Vol. 36.
- Huang, Guoyong, Zhen, Ziyang and Wang, Daobo. s Brain Emotional Learning Based Intelligent Controller for Nonlinear System. : IEEE, 2008. Second International Symposium on Intelligent Information Technology Application. pp. 660-663. ISBN: 978-0-7695-3497-8 DOI: 10.1109/IITA.2008.530.
- Garmsiri, Naghmeah and Najafi, Farid. Fuzzy tuning of Brain Emotional Learning Based Intelligent Controllers. 2010. Intelligent Control and Automation. pp. 5296-5301. ISBN: 9781424467129.
- Dorrah, H, El-Garhy, A and El-Shimy, PSO-BELBIC scheme for two-coupled distillation column process. 2011, Journal of Advanced Research, Vol. 2, pp. 73-83.
- Wayne Bequette, "Process Control – modeling, design and simulation" Prentice Hall of India, 2003
- Sandeep Kumar, "Analysis of Temperature Control of CSTR Using S Function", International Journal of



Advanced Research in Computer Science and Software Engineering, 2012, Volume 2, Issue 5, ISSN: 2277 128X  
Arpit Jain, Deep Tayal, Neha Sehgal, “Brain emotional learning based intelligent controller and its application to jacketed Continuous stirred tank reactor”, International journal of Electrical and Electronics Engineering Research, 2013, Volume 3, Issue 1, ISSN: 2250-155X

**Arpit Jain (M’2013)** member of IEEE, received his M.E. degree from Thapar University, Patiala (India), in Electronics, Instrumentation and Control engineering. He is currently pursuing his Ph.D. from University of Petroleum and Energy studies, Dehradun (India).

He is currently working as an Assistant Professor in the department of Electrical, Electronics and Instrumentation engineering at University of Petroleum and Energy studies, Dehradun (India). His current research interest lies in computational intelligence including: Fuzzy logic, Type-2 fuzzy Logic, BEL based Intelligent controller and their application in linear and Non-linear control Systems.

**Garima Jain** born in Dehradun (India) pursuing her bachelor of engineering in Electronics Engineering from University of Petroleum and Energy studies, Dehradun (India)

She is presently motivated to explore the areas of Intelligent control systems, PID control and BELBIC.

**Anitya Kuchhal** born in Muzaffarnagar (India) pursuing his bachelor of engineering in Electronics Engineering from University of Petroleum and Energy studies, Dehradun (India)

He is presently motivated to explore the areas of Intelligent control systems, chemical process control and BELBIC.

This academic article was published by The International Institute for Science, Technology and Education (IISTE). The IISTE is a pioneer in the Open Access Publishing service based in the U.S. and Europe. The aim of the institute is Accelerating Global Knowledge Sharing.

More information about the publisher can be found in the IISTE's homepage:

<http://www.iiste.org>

## CALL FOR PAPERS

The IISTE is currently hosting more than 30 peer-reviewed academic journals and collaborating with academic institutions around the world. There's no deadline for submission. **Prospective authors of IISTE journals can find the submission instruction on the following page:** <http://www.iiste.org/Journals/>

The IISTE editorial team promises to review and publish all the qualified submissions in a **fast** manner. All the journals articles are available online to the readers all over the world without financial, legal, or technical barriers other than those inseparable from gaining access to the internet itself. Printed version of the journals is also available upon request of readers and authors.

## IISTE Knowledge Sharing Partners

EBSCO, Index Copernicus, Ulrich's Periodicals Directory, JournalTOCS, PKP Open Archives Harvester, Bielefeld Academic Search Engine, Elektronische Zeitschriftenbibliothek EZB, Open J-Gate, OCLC WorldCat, Universe Digital Library, NewJour, Google Scholar

