

# Mechanical and Corrosion Properties of Cold Working Brass

ZAMEN KARM <sup>1\*</sup> SAMI A. AJEEL <sup>2</sup>

1.Ass.Lec .in Department of Production Engineering &Metallurgy,University of Technology, Iraq

2.Dr. Prof. in Department of Production Engineering &Metallurgy,University of Technology, Iraq

## Abstract

The key issue for manufacturing industries is the high surface quality of metal products the reasons for deforming engineering metal and alloys are to change their properties. The main object of present work is to investigate the effect of cold rolling on brass and understanding the relationship between surface roughness with cold reduction in cross- sectional are samples this study was concentrated on the corrosion behavior of cold working brass. The results show that the degree of deformation increase surface roughness of brass alloy. The weight loss increase with increasing time of immersion degree of deformation.

**Keywords:** brass alloy, cold rolling, surface roughness, corrosion , weight-loss.

## 1. Introduction

The working piece by two rotating rolls is known as plastic deformation whereby rolling is a metal working operation. It is noticed that when there is large surface of area, the rolling is used in a wide range, it has two significant qualities of the forming operation: advantage one it has an economical quality in the process of manufacturing and at the same time there is a loss in metal in it . Second advantage, using strength of the products through strain hardening and it is considered part of energy (1). If we want to optimize the metal's properties under high plastic deformation at high strain rates, it is very important to know and understand their behavior which is different from that of low strain rates (2). Brasses are considered as an industrial material which are used greatly because of their significant features like the resistance of high corrosion, the ability of deformation of good plastic and non-magnetism machinability (3).

The properties of the structure material are influenced greatly by the cold rolling and that is so because when we take the prior conditions in consideration we notice that no recrystallization can happen The grains extend toward rolling can occur and the order of the crystallographic latte has a directional quality. The pearlitic blocks, inclusions are developing banding character of other structural phases.

There are three kinds of texture arising (i.e. the texture and its structure and crystallography) that results in the mechanical properties that have a directional quality (4). Such texture development must be closely related to the microstructural evolution during the cold rolling. The final feature microstructure and its influencing factors after annealing mostly belong: the primary structural characteristics of material before cold forming, the total cold reduction, (temperature and time) the speed of cooling, and also the condition of annealing (4-9). In this field of processing has been used more and more of progressive kinds of material (10,11). The mechanical features of brass rely greatly on the zinc 's content and the deformation degree through the process of production, and so, especially the temperature of recrystallization on the parameters of heat treatment (12-15). The surface of metallic material is polished out and the surface gets work hardened because of the deformation of the plastic, and the material left with the remaining stress distribution which appear compressive on the surface. This process promotes higher wear resistance, good surface quality, better roundness, maximum compressive residual stress, and evolve tensile strength and develop fatigue strength by through placing compressive stress on the work piece's surface (16). The goal of this study was to understanding and examining the influence of the cold deformation surface roughness of brass alloy. In the weight loss measurements and brass specimens were covered with water in 50 ml of the solution test of sodium chloride solution at concentration (3.5) %NaCl solution. The metal specimens immersed at 24,48 and 72 hours at room temperature.

## 2. Experimental

The material used in this study is brass. The compositions of the brass was determined by means of chemical analysis in ( planning / central organization for standardization and Quality control), Table 1 shows the chemical composition of the investigate brass. The amount of copper and zinc in the investigated brass is about to 72.7439% and 27%. The samples with dimensions (100\*50\*6) mm annealed at 400 c for 60 min were rolled in several passes and one reduction 1 mm. Entail thickness of cold rolled was 6 mm, which was reduced to 5 mm, 4mm, 3mm, and 2mm by 33.3%, 50, 66.6 and 83.3% cold reduction respectively. We used an optical microscope to realize the Metallographic scanning. After a cold rolling, we accomplished the Metallographic tests on cross sections of brass. We used the reagent to etch the cross section, and this reagent contained 3g ferriechloride (FeCl<sub>3</sub>), Hydrochloride acid (HCl) and ethanol (C<sub>2</sub>H OH) (15).

The surface roughness of specimen was measured by using device Perthometer - SP to measure the surface roughness. The diluted hydrochloric acid was used to clean every sample, then it is followed by methanol and

acetone to get rid of everything that took place on the surface of the samples such as any cortex or dirt's. To measure the weight loss, we immerse brass specimens totally in 50 ml of the solution test of sodium chloride section at concentration (3.5) % NaCl solution. In room temperature the metal specimens immersed at 24,48 and 72 hours . we use the difference in in weight of the specimens to measure weight loss before and after immersion determined using LP 120 digital balance with sensitivity of 1 mg.

### 3. Results and discussion

Figure one shows surface roughness decrease with increase in degree of deformation of brass sample with 33.3%, 50%, 66.6% and 83,3 % cold reduction respectively Through the grain size and thickness strain, the surface roughness is increased or with Von Mises (17), grain size is one of the main factor which lead to surface roughness. it has been shown from experimental results the larger the grain, the rougher the surface (18) Cold working finishing process can create residual compressive stresses and good surface finish at metallic surface layers (19) .The light microscopy in polarized light was used to monitor the development of grain structure, after etching as shown in figure (2-3). Figure(3) Optical microscopy show the grain size substantially and shows the effect of the roll that can be seen on the grain arrangement. Because of the cold rolling there are arrow grains in 1mm thick sheets and these narrow grains is extended in the rolling direction. We use the mingled hydrochloric acid to clean the sample, then is followed by using acetone and methanol to get rid of the dirt's or cortex which is shaped on the samples' surface. The sample must be soaked up in each solution about 2minutes and making it dry after every step by using air blower .The weight loss of brass at concentration of 3.5% NaCl solution at room temperature are given in figure (4 to 6) The weight loss of brass at concentration of 3.5% NaCl solution at room temperature are given in figure (4 to 6) The difference of weight loss with reduction of brass sea water 3.5 % Na Cl at 24 hours. The weight loss increase with increasing of time immersion the maximum weight loss of each compound was achieved at 83.3 % cold reduction. From figure (4 to 6) the increment in time of immersion is increased the weight loss. The variation in weight loss with difference time of immersion is increased by the the increasing cold reduction , the high dislocation density is made by the cold working and this case can increase the stored energy of the metal and as a results the weight loss increases too. When the metal surface increase the tendency of metal to corrosion, it intersect with the strain field and energy of dislocation line. Figure 5 the difference of weight loss with reduction of brass sea water 3.5% NaCl solution at 42 hours Figure 6 – the difference of weight loss with reduction of brass sea water 3.5% NaCl solution at 72 hours

### 4. Conclusion

The high surface quality of metal products is the best parameter of surface roughness, surface quality of col metal manufactured products in an important point in metal manufacturing. From the results obtained by testing samples, it can be concluded:

- when the cold reduction increases, also weight loss on brass alloy increases too.
- This work is a conected investigation based on experiments ,it is about all the relationships between roughness , and during degree of deformation microstructure in a cold brass alloy .
- Roughness decreases with the increasing in degree of deformation of brass sampleswith 33.3%, 50%, 66.6%, and 83,3% cold reduction respectively.

### References

1. Anand S Nilewar, Sharad Chaudhari and Prafulla Chaudh (2013) “A Study Of Lubrication And Its Effect On Steel In Cold Rolling Mill : A Review” , VSRD International Journal of Mechanical, Civil, Automobile and Production Engineering, Volume 3, Number 3,
2. Ehsan Etemadi, Jamal Zamani Ashani, and Mohammad Vahhab Mousavi , ,( 2014) “ High strain rate and plastic deformation response of ofhc copper by finite element method ” , Advances in Mechanical Engineering , Volume 2014, Number , Pages 1-10.
3. Imai Hisashi , Li Shufeng , Atsumi Haruhiko , Kosaka Yoshiharu , Kojima Akimichi , Umeda Junko , Kondoh Katsuyoshi. , ( 2009) “ Mechanical Properties and Machinability of Extruded Cu-40%Zn Brass Alloys with Bismuth via Powder Metallurgy Process ”,Transactions of JWRI, Volume 38, Number 1, Pages 25-30.
4. J. Garcia-Vargas, D.A. Hardwick, W.M. Williams, (1980) “ Control of Mechanical Properties in Low Carbon Steel Using an Anneal – Strain – Anneal Method”, Canadian Metallurgical Quarterly, Volume 19, Number 4, Pages 333-343.
5. T. Gladman, (1997) “ The Physical Metallurgy of Microalloyed Steels”, The Institute of Materials, London,.
6. M. Janořec, I. Schindler, J. Palát, L. ýížek V. Vodárek, E. Místecký, M. RĤžipka, L.A. Dobrzanski, S. Rusz, P. Suchánek , (2007 ) “ Properties of a -Nb-V-Ti microalloyed steel influenced by cold rolling and annealing”, Journal of Achievements in Materials and Manufacturing Engineering Volume 20, ISSUES 1-2 , Pages 251-254.

7. I.Schindler, M. Janošec, E. Místický, M. RĚžipka, L. ýížek, L.A. Dobrzański, S. Ruzs, P. Suchánek, ,( 2006) “Influence of cold rolling and annealing on mechanical properties of steel QStE 420”, Journal of Achievements in Materials and Manufacturing Engineering ,Volume 18, ISSUE 1-2, Pages 231-234.
8. W. Ozgowicz, E. Kalinowska-Ozgowicz, A. Kurc , (2008) “ Influence of plastic deformation on structure and mechanical properties of stainless steel type X5CrNi18-10”, Archives of Materials Science and Engineering ,Volume 32, Number 1, Pages 37-40.
9. Kurc, Z. Stoklos, (2008) “ Some mechanical and magnetic properties of cold rolled X5CrNi18-8 stainless steel”, Archives of Materials Science and Engineering Volume 34, Number 2, Pages 89-94.
10. J.A. Juarez-Islas, R. Mendoza, J. Huante, M. Alanis, C. Gonzalez-Rivera, (2000) “ Processing of ultra low carbon steels with mechanical properties adequate for automotive applications in the as-annealed condition”, Materials Science and Engineering A, Volume 276, Issues 1–2, Pages 203-209.
11. W. Ozgowicz, E. Kalinowska-Ozgowicz, B. Grzegorzczak, (2010) “ The microstructure and mechanical properties of the alloy CuZn30 after recrystallization annealing” ,Journal of Achievements in Materials and Manufacturing Engineering Volume 40 Issue 1,.
12. J. Freudenberger, A. Kaumann, H. Klauß, T. M.K. Nenkov, V. Subramanya Sarma, L. Schultz, (2010 ) ,“ Studies on recrystallization of single-phase copper alloys by resistance measurements”, Acta Materialia,Volume 58,Number, 7, Pages 2324-2329.
13. M. Staszewski, Z.M. Rdzawski, A. Wrona, ( 2007) “ Residual stresses in the strips from copper-based alloys”, Journal of Achievements in Materials and Manufacturing Engineering Volume 25,Number 2 , Pages 35-38,.
14. W. Ozgowicz, E. Kalinowska-Ozgowicz, B. Grzegorzczak, , ( 2008) , “The influence of the temperature of tensile test on the structure and plastic properties of copper alloy type CuCr1Zr”, Journal of Achievements in Materials and Manufacturing Engineering Volume 29, Number 2 Pages 123-136.
15. A.Heinrich, T. Al-Kassab, R. Kirchheim, ( 2007) “Investigation of new aspects in the initial stages of decomposition of Cu<sub>2</sub>at.%Co with the tomographic atom probe and the field ion microscope”, Surface and interface analysis Volume 39 Issue 2-3 , Pages 240-245.
16. S. Thamizhmani\*, B. Saparudin, S. Hasan , ,(2007). "A study of multi-roller burnishing on non-ferrous metals ,Journal of Achievements in Materials and Manufacturing Engineering "Volume 22 Issue 2.
17. Dierk Raabe , (2003) Michael Sachtleber , Hasso Weiland , Georg Scheele , Zisu Zhao, “Grain-scale micromechanics of polycrystal surfaces during plastic straining”,Acta Materialia Volume51 ,Number 6, Pages 1539–1560
18. Li, Hejie, (2009) “A Study Of Surface Roughness In The Metal Forming Process, Doctor Of Philosophy Thesis”, School Of Mechanical, Materials and Mechatronics Engineering, University of Wollongong, (2012).
19. P Ravindra Babu,T Siva Prasad ,A V S Raju, and Jawahar Babu, Effect of internal roll burnishing on surface roughness and hardness of mild steel, journal of scientific & industrial research, Volume 68 ,Number 1, Pages 29–31.

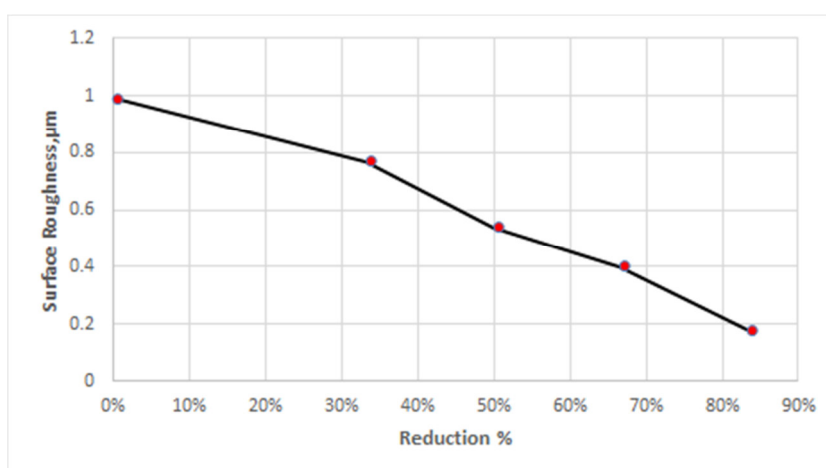


Figure 1. Relationship between surface roughness and reduction




Figure 2. Optical micrographs of brass




Figure 3. Optical micrographs of brass cold rolled by (a) 33%, (b) 50% , (c) 66% ,and (d) 83.3% in thickness reduction

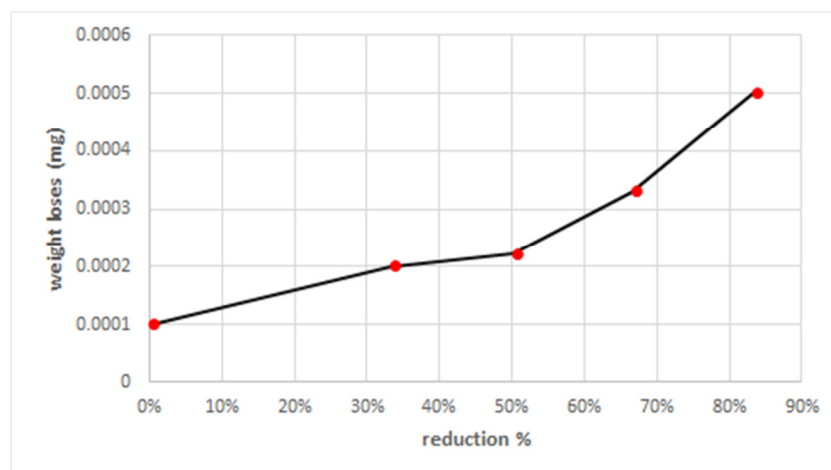


Figure 4. Variation of weight loss with reduction of brass sea water 3.5 % NaCl solution at 24 hours

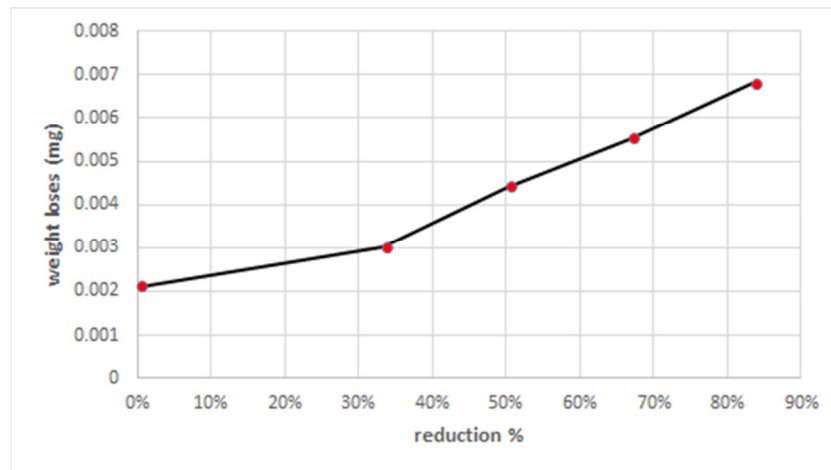


Figure 5. Variation of weight loss with reduction of brass sea water 3.5 % NaCl solution at 48 hours.

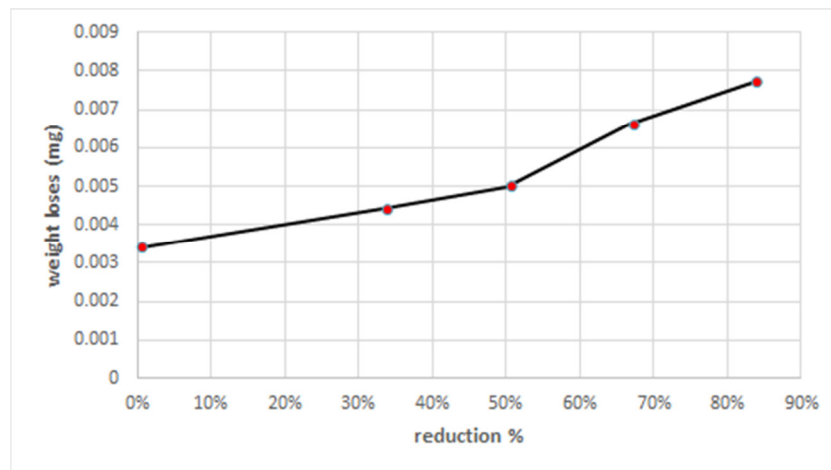


Figure 6. Variation of weight loss with reduction of brass sea water 3.5 % NaCl solution at 72 hours.

Table 1: chemical composition of brass (wt %).

Ni	Fe	Mn	Sn	P
0.005	0.001	0.006	0.006	0.008
Sb	Cd	Bi	Co	Ag
0.003	0.001	0.003	0.007	0.007

Table 2. Thickness of the samples and Degree of the rolling reduction of the brass after cold-rolling.

Designation of sheet strip	Thickness of the strip [mm]		Degree of the rolling reduction [%]
	ho	h1	
A0	6	-	-
A1	6	5	33.3
A2	6	4	50
A3	6	3	66.6
A4	6	2	83.3