

Preparation and Spectroscopic Study of the Reaction of 4- Nitroacetophenone , Furfural and Thiourea

Abeer al souas Warda Khalil , joumaa Merza
Department of Chemistry, Faculty of Science, Albaath University, Syria

Abstract

The Chalcone (1) were prepared by Claisen –Schmidt condensation of 4-nitroacetophenone with furfural in presence of sodium hydroxide and ethanol. This chalcone were treated with thiourea, guanidine hydrochloride to yield the respective pyrimidine derivative. The synthesized compounds were characterized by UV, IR, ¹H-NMR & ¹³C-NMR spectral data.

Keyword: Chalcones, Furfural, 4-nitroacetophenone,.

Introduction

Heterocyclic compounds are important to human life because their structural subunits exist in many natural products such as vitamins, hormones, antibiotics and pigments^[1,2]. Pyrazoles are five member ring heterocyclic compounds having some structural features with two nitrogen atoms in adjacent position^[3]. The best described property of almost all pyrazoles is in the treatment of inflammation and inflammation associated disorder, such as arthritis^[4]. Pyrazole derivatives are the subject of many research studies due to their widespread potential biological activities such as antimicrobial^[5, 6], antiviral^[7], antioxidant^[8], antitumor^[9,10], antihistaminic^[11], antidepressant^[12] and fungicides^[13]. Several pyrazole derivatives have been found to possess significant activities such as ACEinhibitor^[14], antiproliferative^[15], anti-inflammatory^[16] and antiprotozoal^[17, 18] which render them valuable active ingredients of medicine and plant protecting agents. Further current literature indicates 1,2 –pyrazole derivatives to possess diverse biological activities. These compounds are useful in the field of medicine and are used as a starting material for the synthesis of new drug¹. In view of these data we have undertaken the synthesis, characterization and antimicrobial evaluation of substituted pyrazoles. All the synthesized compounds were characterized on the basis of IR, ¹H & ¹³C NMR spectral data and elemental analysis. The physical data of titled compounds are summarized and presented in the result and discussion part.

Experimental

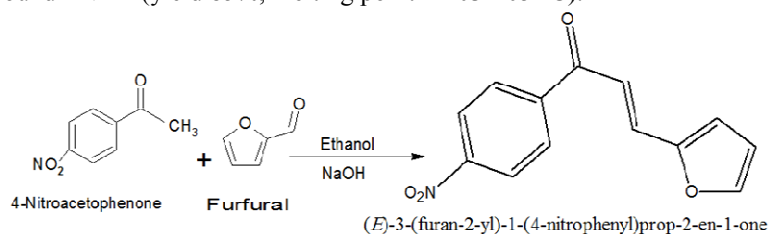
1-MATERIALS AND METHODS

The melting points were carried out in the open capillary tube and were uncorrected. Thin layer chromatography was performed using silica gel coated on a glass plate and spots were visualized by exposure to iodine vapour. IR spectra of compounds were scanned on Shimadzu IR spectrophotometer using KBr disc and expressed in cm⁻¹.

¹H and ¹³C NMR spectra were recorded in DMSO-D₆ on BRUKER (400MHz) spectrometer using TMS as an internal standard (chemical shifts in δ , ppm). The synthesis of the targeted compound was accomplished according to the reaction sequence illustrated in Scheme 1 and Scheme 2.

2- SYNTHESIS OF 3-(FURAN-2-YL)-1-(4-NITROPHENYL)PROP-2-EN-1-ONE (FNBA):

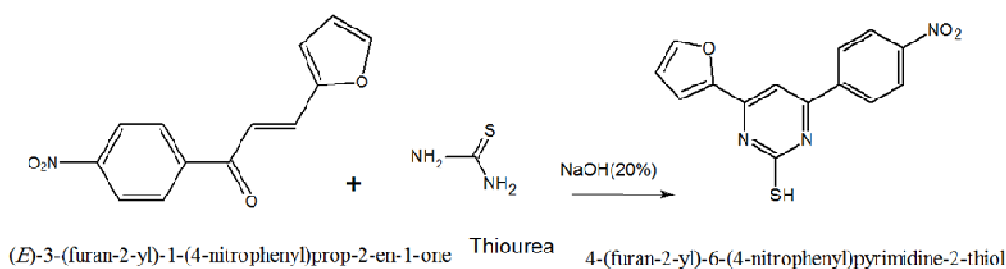
A mixture of 4-nitroacetophenone (0.01 mol) and furfural (0.01 mol) is dissolved in ethanolic NaOH (20ml) was stirred for about 3 h with a mechanical stirrer and kept in a refrigerator for 24 h. The content is poured into crushed ice and acidified with HCl. The product formed was filtered washed with water and recrystallized from ethanol to give compound FNBA (yield 85%, melting point = 203-205 °C).



Scheme 1: Reaction of 4-nitroacetophenone with furfura.

3 - SYNTHESIS OF PYRIMIDINE DERIVATIVE (TPFN):

A mixture of 3-(furan-2-yl)-1-(4-nitrophenyl)prop-2-en-1-one (0.02mol), thiourea (0.02 mol) were dissolved in ethanolic sodium hydroxide (10ml) was reflux overnight. The precipitate obtained was filtered, washed and recrystallized from ethanol to give compound TPFN (yield 74%, melting point = 180-182°C).



Scheme 2: Reaction of FNBA with thiourea

Table 1 show Some properties of the synthesized of chalcone and pyrimidine derivative.

Table 1:

Compounds	Formulas	Color	Mol.W gr/mol	m.p °C	Yield (%)
chalcone	C ₁₃ H ₉ O ₄ N	yellow	243	203- 205	85%
pyrimidine	C ₁₄ H ₉ N ₃ O ₂ S	dark brown	283	180-182	74%

Results and Discussion

- IR spectra of 3-(furan-2-yl)-1-(4-nitrophenyl)prop-2-en-1-one (chalcone):

The infrared spectra for the present compounds taken in the range 400-4000 cm⁻¹ help to indicate regions of absorption vibrations. . The main stretching modes are for $\nu(\text{C}=\text{O})$, $\nu(\text{C}=\text{C})$ and $\nu(\text{NO}_2)$.

The IR data of the spectra of 3-(furan-2-yl)-1-(4-nitrophenyl)prop-2-en-1-one (chalcone) and 4-(furan-2-yl)-6-(4-nitrophenyl)pyrimidine-2-thiol(pyrimidine derivative) are presented in Table 2,3.

Spectrum of Chalcone shows a sharp band at (1720cm⁻¹) due to $\nu(\text{C}=\text{O})$, 3100 (aromatic C-H), 2885 (aliphatic C-H), 1601(aromatic C=C), 1450 (aliphatic C=C), 1350 (NO₂).

The IR data of the spectra of 4-(furan-2-yl)-6-(4-nitrophenyl)pyrimidine-2-thiol:

a sharp band shows at (1602cm⁻¹) due to $\nu(\text{C}=\text{N})$, 1272 cm⁻¹ $\nu(\text{C}-\text{N})$,

3100 (aromatic C-H), 2885 (aliphatic C-H), 1573(aromatic C=C), 2400cm⁻¹ $\nu(\text{SH})$, 1450 (aliphatic C=C), 1350 (NO₂).

Table 2. Wave number (cm⁻¹) of the functional groups of Chalcone:

Functional Group of chalcone	Wave number [cm ⁻¹]
C=O	1720
aromatic C-H	3100
aliphatic C-H	2885
aromatic C=C	1601
aliphatic C=C	1450
NO ₂	1350

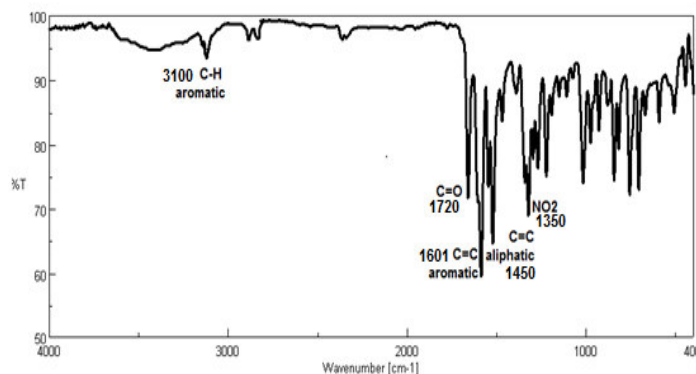


Figure 1: IR spectrum of chalcone.

Table 2. Wave number (cm^{-1}) of the functional groups of (TPFN):

Functional Group of pyrimidine	Wave number [cm^{-1}]
C=N	1602
C-N	1272
SH	2400
aromatic C-H	3100
aliphatic C-H	2820
aromatic C=C	1570
NO ₂	1350

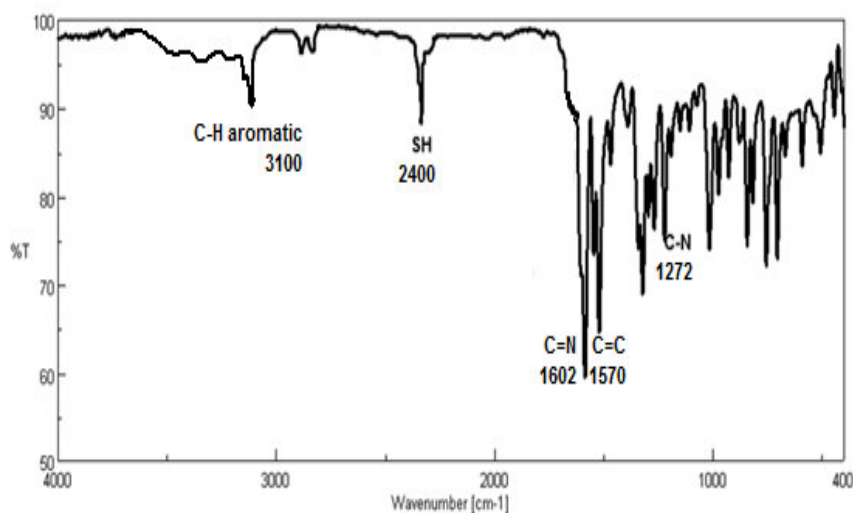


Figure 2: IR spectrum of pyrimidine.

The ¹H-NMR spectrum of chalcone (FNBA) (Figure 3) and of chemical shifts showed in Table 3

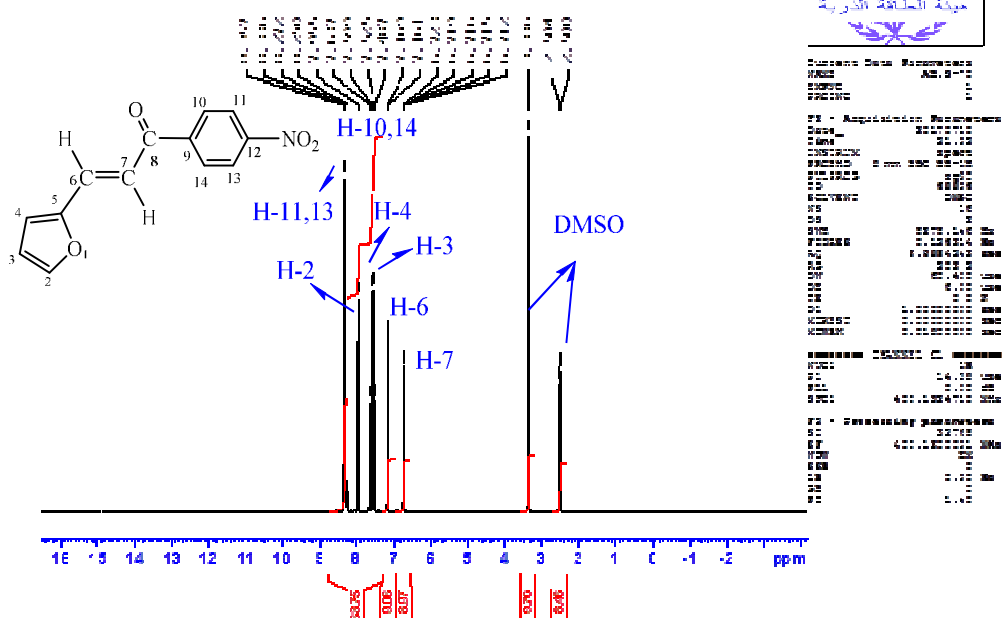


Figure 3: ¹H-NMR spectrum of chalcone (FNBA).

Table 3. The (¹H-NMR) chemical shifts (ppm) of chalcone (FNBA).

J [Hz]	chemical shift [PPM]	proton number	
-	3.336	(S)	1
8	7.955	(H,d)	2
8	7.525	(H,t)	3
8	7.699	(H,d)	4
8	7.169	(H,d)	6
8	6.723	(H,d)	7
8	8.20	(H,d)	10
8	8.336	(H,d)	11
8	8.357	(H,d)	13
8	8.212	(H,d)	14

The ¹³C NMR spectrum of chalcone (FNBA) (Figure 4) showed 11 signals; that shows (δ=188 ppm) for carbonyl group(C=O) , and of the chemical other shifts showed in Table 4.

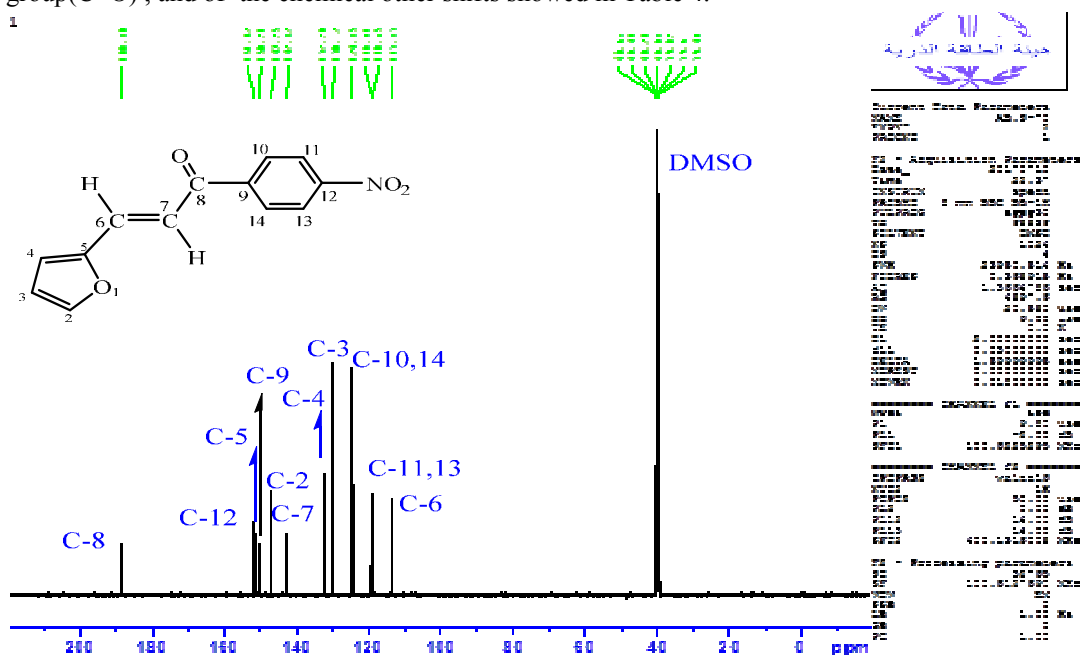


Figure 4: ¹³C-NMR spectrum of spectrum of chalcone (FNBA).

Table 4. The (¹³C -NMR) chemical shifts (ppm) of chalcone (FNBA).

chemical shift [PPM]	.Carbon number
149	2
130	3
138	4
152	5
115	6
145	7
188	8
144	9
125	10
120	11
153	12
119	13
125	14

The ¹H-NMR spectrum of pyrimidine (TPFN) (Figure 5) and of chemical shifts showed in Table 5

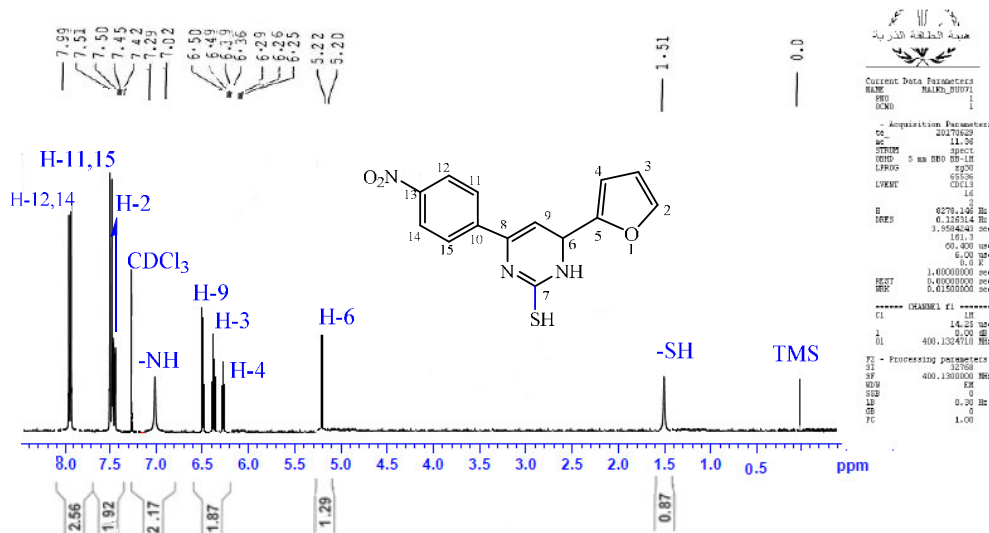


Figure 5: ¹H-NMR spectrum of pyrimidine (TPFN).

Table 5. The (¹H-NMR) chemical shifts (ppm) of pyrimidine (TPFN).

chemical shift [PPM]	proton number	
7.45	(H,d)	2
6.39	(H,t)	3
6.29	(H,d)	4
5.02	(H,d)	6
1.51	(H,s)	7
6.50	(H,d)	9
7.51	(H,d)	11
7.99	(H,d)	12
7.99	(H,d)	14
7.50	(H,d)	15

The ¹³C NMR spectrum of pyrimidine (TPFN). (Figure 6) showed 15 signals and of the chemical other shifts showed in Table 6.

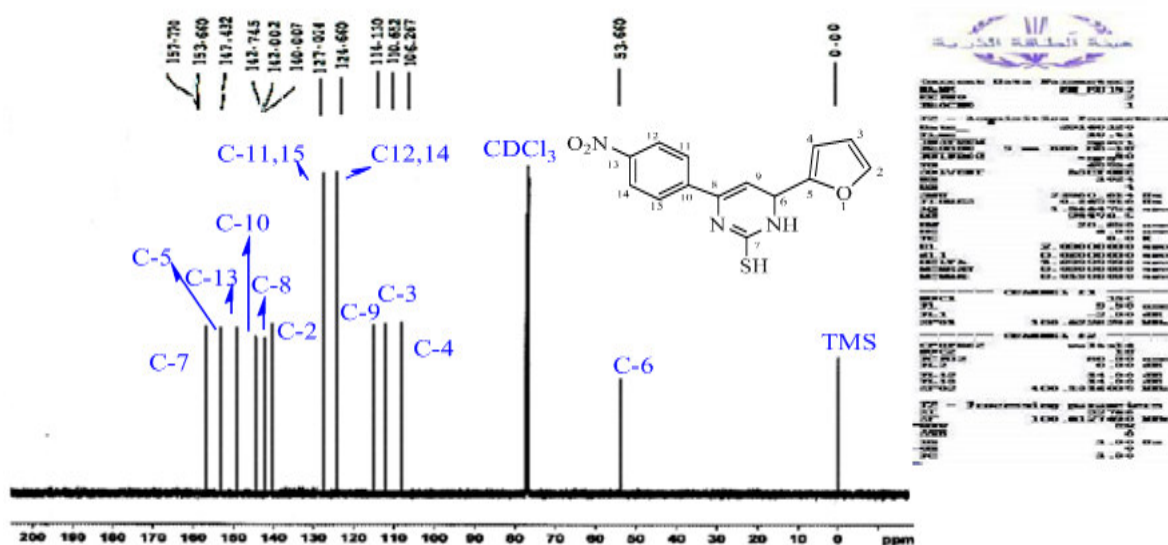


Figure 6 ¹³C-NMR spectrum of spectrum of pyrimidine (TPFN).

Table 6. The (^{13}C -NMR) chemical shifts (ppm) of pyrimidine (TPFN).

chemical shift [PPM]	Carbon number
140	2
112	3
10	4
153	5
53	6
157	7
142	8
114	9
145	10
127	11-15
124	12-14
147	13

Acknowledgment

The authors would like to express their thanks and appreciation to Albaath and Hama Universities for their support to this research , and their gratitude to Dr. Zouhir Al ahmad for his useful remarks.

Reference

- 1.Nirav M. Shah*, Hitendra S. Joshi, **Synthesis and antimicrobialscreening of some new pyrimido[1,2-a]benzimidazole derivatives** ,Chemical Society ,Vol.6,pp. 2299-3843,(2014).
- 2.A. Kulshrestha and S. Baluja, **Synthesis and acoustical studies of some chalcones of furaldehyde in different solvents at 308.15K** Physical Chemistry ,vol.1,no. (3,)pp. 229-239,(2010).
- 3.A. Velusamy S. and S. Ravi, **Synthesis, Characterization and Anti-bacterial activity of pyrimidine,cyclohexenone and 1, 5-diketone derivatives of Furfural Chalcone**, Pharmacy ,vol.5,no.2,pp.1098-1101,(2012).
- Chauhan, N. P. S.; Ameta, R.; Ameta, S. C. J. Macomol. Sci. A , 48(6), 482,(2011).
4. Tang, X; Serizawa, A; Tokunaga, M; Yasuda, M; Matsushita, K; Terachi, T; Osamura, R; *Human Patho., Synthesis and antimicrobial screening of some new pyrimido[1,2-a]benzimidazole derivatives*,vol. 37,pp. 1187,(2006).
5. P. Zalavadiya, R. Ghetiya, B. Dodiya, P.Vekariya, H. Joshi, **Synthesis, Characterization and Antimicrobial activity**,*Journal of Heterocyclic Chemistry*,vol. 50 pp.973, (2013).
6. S. Rokad, S. Tala, J. Akbari, M. Dhaduk, H. Joshi, **Synthesis,Characterization and Anti-bacterial activity of pyrimidine** ,*Journal of the Indian Chemical Society* vol.86 pp.186, (2009).
7. S. Tala, P. Vekariya, R. Ghetiya, B. Dodiya, H. Joshi, **Aldol Condensation Notes**, *Indian Journal of Chemistry* ,vol.52, pp.807, (2013).
8. G. Thirunarayanan, M. Suresh, **Synthesis and acoustical studies of some chalcones of furaldehyde indifferent solvents at 308.15K** ,*International Letters of Chemistry, Physics and Astronomy* ,no.4 (1) vol.1pp.11, (2014).
- 9.K. G Sekar, G. Thirunarayanan,**Synthesis, Characterization and Computational Study of Some New Heterocyclic Derived** ,*International Letters of Chemistry, Physics and Astronomy* ,no.8,vol.(3),pp. 249-258, (2013).
10. G. Thirunarayanan, **Synthesis 1-(biphenyl-4-yl)-3-(furan-2-yl)prop-2-en-1-one**, *International Letters of Chemistry, Physics and Astronomy*,n. 5, pp.89-98, (2014).
11. K. G. Sekar, G. Thirunarayanan, **Synthesis and Characterization of Transition Metal Complexes with Furfural** ,*International Letters of Chemistry, Physics and Astronomy* 8(2) ,pp.160-174, (2013).
12. G. Thirunarayanan, **SYNTHESIS [4- amino -3 - (2-furyl) - 3,4 -dihydrobenzo - 1,3-oxazepine - 1,5-dione]**,*International Letters of Chemistry, Physics and Astronomy* 4 ,pp.109-116,(2014).
- 13.N.N.Al-Gatrini,F.O.Essa and A.M.Ali., **Novel process for synthesis of 2,3-dihydro-1,3,4-thiadiazole**”,*National Journal of chemistry*, Vol.29, pp.174-183,(2008).
- 14.M.Verma , S.N.Pandeya , K.N.Singh & J.P.Stables ,”**Anticonvulsant activity of Schiff bases of Isatin derivatives**” *Acta pharma.*, 54, 49-56,(2004).
- 15.R.Huisgen,”**CycloadditionsDefinition,Classification,andCharacterization**” *Angew.Chem.Internet. Edit.*,no7,321,(2003).
- 16 .Z.H. Abood,” **Synthesis of some new 1,3- Oxazepine and Tetrazole derivativescontaining Azo group**”*Journal of Kerbala University.*,vol.7,no.1,(2009).