

# Characterization of Nonwoven Structures Made from *Luffa Cylindrica* Fibres

Diana Starovoytova Madara\* Saul Namango Charles Wetaka  
School of Engineering, Moi University P. O. Box 3900, Eldoret, Kenya

## Abstract.

This study is a fraction of a larger research, on potential alternatives, to polyethylene shopping bags. Dry-laid adhesively-bonded nonwoven structure was produced, from *luffa cylindrica* fibres. Testing parameters of the produced nonwoven structure were limited to: a mass per unit area, tested according to ISO 9073-1:1989; thickness (ISO 9073-2:1995); tensile strength and elongation (ISO 9073-3:1989); tearing strength (ISO 9073-4:1997); and bursting strength (ISO 13938-2:1999). The data analysis was conducted using Microsoft Excel, 2010 software. The nonwoven structure had mass per unit area of (645-3386) g/m<sup>2</sup>; thickness of (1.48-1.80) mm; tensile strength of (1.4-110.2) N; elongation of (2.8-13.8) %; tearing strength of (2,292.5-47,952.0) mN; and bursting strength of (79.4-338.2) KPa. From the test results, it was obvious, that the nature of bonding has significant effect, on the mass per unit area, tensile strength and elongation, tearing strength and bursting strength of the nonwoven structure made from *luffa cylindrica* fibres. The selected properties, of the nonwoven structure, are comparable, with the requirements, for bursting strength and tearing strength, specified by Kenya Bureau of Standards (KEBS), for shopping bags. The study, thus, presents a potential opportunity of replacing polyethylene shopping bags, on the Kenyan market, with a nonwoven structure from *luffa cylindrical*, as a potential biodegradable substitute material for shopping bags. Recommendations for further research are also identified.

**Keywords:** sustainable shopping bags, textile testing, natural fibres.

## 1. Introduction

### 1.1. Background situation: Impacts of polyethylene shopping bags and the need for alternatives.

Plastic pollution is a pervasive global environmental threat. Environmental impacts of plastic bags can be ordered into three groups: (1) aesthetic disturbance, (2) ecological impacts, and (3) socio-economic impacts. Readers, interested in more details on Environmental impacts of plastic bags, could refer to Starovoytova *et al* (2016).

The environmental devastations, caused by synthetic bags are both; direct and indirect, when considered, in terms of outcome effects. Among the direct effects, synthetic bags lead to floods, especially in urban locations and towns, when they block the drainage channels; in a bid to destroy these synthetic bags, most people opt for burning. When burnt, polyethylene bags, apparently, emit dioxin toxic fumes, which pollute the air and present a danger of damage to human lungs, when inhaled (Harkin, 2016; Graham, 2012). Indirectly, the storage of hot food in plastic bags (a common practice, among urban dwellers) can result in the chemicals, such as Bisphenol-A and dioxins, to leach into the food and, hence, be ingested. When ingested over time, dioxins get fixed to human fats, resulting in the potential, to cause tissue changes, which may lead to cancer, in breast and prostate cells (Uwera, 2016), hormonal imbalance, in the adolescents, which may result in early puberty (eHow-UK, 2016), increase the risk of heart disease, aggravate respiratory ailments, such as asthma and emphysema, and cause rashes, nausea, headaches, damages in the nervous system, kidney or liver, in the reproductive and development system (WECF, 2012).

Considering the large-scale damaging effects of plastic bags, many countries, all over the world, have already prohibited, the production and use of plastic bags, by enacting parliamentary legislations. However, the implementation of this complete ban, on the use of plastic bags, has *not* been successful, in Kenya, due to inadequate research and unavailability of suitable substitutes, for the polyethylene plastic bags. According to UNEP (2005), there are no satisfactory and affordable alternatives, to plastic shopping bags, in Kenya, except for some paper bags. Although shopping bags, made of natural fibers, are present in the market, their use is limited, because of the convenience and extensive availability of plastic shopping bags and their low cost or 'no-cost', to the consumer.

### 1.2. Research purpose

In Kenya, the ban, on plastic bags was meant to take effect, on the midnight of the 14th of June, 2007, as stated by Amos Kimunya, the then, finance minister of Kenya, in a bid, to encourage, industrial players to come up with innovative ways, which are environmentally friendly. However, supermarkets and shops, in Kenya, still distribute, up to 11 million plastic bags, a year (Bahri, 2005).

The absence of innovative alternatives and biodegradable bags, which can serve the same purpose, with minimal negative impact, to the environment, has also fuelled the delayed enforcement of the ban.

Therefore, the-need for-research, in-the-area of potential-environmentally-friendly-materials, for packaging-bags, suitable for the Kenyan-shopping-market, is apparent. The main-purpose of this-study is to produce a nonwoven-structure from *luffa cylindrica* fibres and characterize its-selected-properties.

The-packaging, used for shopping-bags, in most-urban-supermarkets, in-Kenya, is made of synthetic non-biodegradable-material, which is not-environment-friendly. The-biodegradable-paper alternatives for some-foodstuff, like maize-flour, are not-reusable. It is, thus, necessary to develop an environmentally friendly-nonwoven-material, which can-cater, for this-vast-market-segment, with consideration, to sustainable-environmental-management. Several-fibres have the-potential of producing such-materials. In this-study the-focus was on *luffa cylindrica* fibres. This-project used *Luffa cylindrica* fibres adhesively-bonded with-environmentally-friendly bonding-agents (resins), to-produce a-nonwoven- structure, which was-assessed for its-suitability as-shopping-bags, on a-Kenyan-market. Subject to-success of the-study, Luffa-farmers will-be able, to get a-value-addition, for their-products, generating more-income, from the-sale, of their-products, to the-nonwoven-manufacturers. Also, due to-the-simplicity, of producing the nonwoven-structure, from this-material, farmers involved in-producing *luffa* can-be-encouraged, to take-up commercial-initiatives, of producing and supplying, not only *luffa* fibres, but the-nonwoven structures made of these-fibres, to the-already-available-market in-both; Kenya and the East African-region, as-a-whole.

### 1.3. Fibres to be used for production of the nonwoven-structure

Natural-fibres, are nowadays, increasingly-employed, for-making nonwoven, replacing the-synthetic materials, due-to-economic and environmental-considerations (Ghali, 2014).

*Luffa cylindrica* is a-natural-fibre, locally known as '*muratina*', is an-annual-climbing-vine, which produces a-fruit, containing a-fibrous-vascular-system. When separated, from the-skin, flesh and seeds, the fibre-network can-be-used, as a-bathroom-sponge (due-to the-fact that fibre has-very light-weight and considerable-wet and dry-strength, which enables its-multiple-reusability, in both-states). Since luffa has a compact-network of close-fibres, its-resiliency makes it-useful, for many-products, such as: packing material, for-making-crafts, filters, slipper-soles, and baskets. In-addition, immature-gourds are used, as vegetables. Luffa is environmentally-safe, biodegradable and a-renewable-resource (Aluyor, 2009). To- obtain the-fibres, it-is-necessary, to-subject the-gourds, to a-retting-process, to-separate the-fibres, from the extra-pectin.

### 1.4. Production of nonwoven fabrics

From ISO 9092, *nonwoven* is defined, as-a-manufactured-sheet, web or batt of directionally or randomly-oriented-fibres, bonded by friction, and/or cohesion and/or adhesion, excluding paper and products which-are woven, knitted, tufted, stitch-bonded, incorporating binding-yarns, or filaments, or felted by wet-milling, whether or not additionally-needled (ISO 9092:2011).

Nonwoven-fabrics are the-oldest-technique, of fabric-production, discovered around 3500-3000 BC as-a-felt of-animal-hair (Ghosh, 2014). They essentially-consist of fibres, laid-together, by-different bonding-processes, instead of weaving, knitting or crocheting. The-processes are characterized, by producing a fibre-batt, bonding the-batts, to-form a-nonwoven-web, and finishing the-nonwoven (Anderson, 2016; Singh, 2014). The-desired-properties and applicability, of nonwovens, is-mainly influenced, by-choice of the-fibres, for developing the-nonwoven, technological-process of web-production, methods of web-bonding and finishing, imparted to-the-developed-nonwoven (Dubrovski, 2005). There is a number of batt-formation methods, used in-nonwoven-technology today, such as: dry- laying, wet-laying, spun-bonding, and melt blown-batt, formation-technologies.

A-study, by Andreassen *et al* (1995) shows, that the-tensile-properties, of nonwoven-fabrics, are governed by the-bonding-properties, of the-constituent-fibres, and *not* the-fibre-strength (Andreassen, 1995). A-bonding-agent works as-glue, as it-binds, the-fibre-laid-web, firmly-together, to-make-bonded nonwoven fabric (Ghosh, 2014). There-are several-methods of web-bonding, such-as: (1) Resin-bonding (use of starch, as-bonding-agents, for cellulosic-fibres, and use of vinyl-acetate-emulsions, as-bonding-agents, for cellulosic-fibres); (2) Thermal-Bonding; (3) Hydrogen-bonding; (4) Needle-punching; (5) Multi-bonding; (6) Hydro-entanglement; and (7) Ultrasonic-bonding. The-choice of the-method, often-depends, on the-characteristics and required fabric-quality, in the-end-products. In-this-research, resin-bonding was used.

The-resin helps to-bind the-fibres, in the-nonwoven-structure, by means of adhesive-forces. There is a-number of theories, which explain the-phenomenon, involved during-adhesion. Adhesion-theories, in the bonding of cellulosic-fibres, include: mechanical-interlocking, adsorption or wetting-theory, chemi-sorption theory, electrostatic-theory, diffusion-theory, and the-theory of weak-boundary-layers (Beardmore, 2011; Douglas, 2008).

Resin can-be-applied, to-nonwoven-fabrics, with the-help of a-size-press, as a-liquid or foam, or spraying, or by rotary-screen-printing, impregnation and foam-techniques. Resin can-be-added, to-the-batt, using a-size-press, as a-liquid or foam, or spraying, or by rotary-screen-printing. In-the-spray-technique, the top of the batt, is sprayed with-resin, dried in-the-oven, and then flipped, so that the-other-side, can-be sprayed, with resin,

oven-dried and cured, before cooling, slitting and winding into-rolls. The-application of resin to-batts, using foam-techniques, avails a-cleaner and most-economical-use of resin, especially on materials exceeding 100gsm. The-properties of webs, bonded in-this-way, depend on the-base-web-structure and properties, the-characteristics of the-resin-polymer-relative-stiffness or softness, relative-strength and resilience, the-relative-proportions, of the-bonding-agent and substrate-web, after drying and cross-linking, and the-method, of addition (Dahiya, 2004).

This-study used Synemul TB 341 resin, which is a VAM-Veova Emulsion (Synresins Limited, 2016) as a-bonding-agent, in-the-production of a-nonwoven, from *luffa cylindrica* fibres. This-is for the-reason that the-emulsion exhibits exceptional-binding-properties, coupled-with excellent colour-holding potential and tough-bonding, to-fabrics, when used, in-textile-printing (Synresins Limited, 2016). Upon disposal, the-emulsion can partition, to air, where it-is rapidly-degraded, without any-likelihood of bio-accumulation (The Dow Chemical Company, 2014).

### 1.5. Previous-Relevant studies

Researchers have-studied the-use of *luffa cylindrica* fibres, in-composites, as-a-matrix-material, with polyester-resin (Valcineide, 2014), resorcinol-formaldehyde (Parida, 2013), recycled low-density polyethylene (rLDPE) (Paschal, 2015); epoxy (Acharya, 2015); a-comparative-study of the-composites from the-different-resins has also-been-investigated (Contreras-Andrade, 2014). *Luffa cylindrica* fibres have also been-studied for application, as-reinforcement, in-polymer-concrete (Martínez-Barrera, 2014). Wetaka *et al.* (2016), also-reported, the-combined-effect of water-retting and alkali-treatment, on-tensile-properties of *luffa cylindrica* fibres. Besides the-use, as a-matrix, cellulose, from *luffa cylindrica* fibres, has found application, as a-binder, in-Acetaminophen-tablets (Macuja, 2015). The-use of *luffa cylindrica* as a-filler material, has also been-found, to-improve sound-absorption-properties, of soft-foam, at-frequency-ranges of 540Hz to 6300Hz (Ekici, 2012). However, there-is no-research, which has-been-published, in-open-literature (at-the-time, this-study was performed), as regards the-use of *luffa cylindrica* fibres, in-nonwovens, suitable for *packaging-materials*.

This-study, hence, provides an-insight of the-effect of different-bonding-agents, on-selected properties, of a-nonwoven-structure, from *luffa cylindrica* fibres.

## 2. Materials and Methods

### 2.1 Materials.

The-equipment, required for this-study included: buckets, beakers, conical-flasks, burets and pipettes, for measuring and handling chemicals; universal-tensile-testing-machine, bursting-strength-machine, high precision weighing-balance, drying-oven and micro-metre-disc-gauge, available, at the-Textile-Testing Laboratory, of Rivatex, East Africa, Limited.

### 2.2 Production of the nonwoven structure

#### 2.2.1. Preparation of the materials

The-materials, for the-production, of the nonwoven-structure, were: *luffa cylindrica* fibres, ionic-liquid, maize-starch, Synemul TB 341 resin, and a woven-fabric-screen, for laying the nonwoven-structure.

First, the-woven-fabric-screen was prepared, by nailing a-screen-mesh onto a 50cm X 30cm wooden-frame. The water-retted *luffa cylindrica* fibres were then treated with pure-ionic-liquid and Sodium Hydroxide, at concentrations of 2% (w/v), 4% (w/v), and 8% (w/v) and neutralized with mild-acetic-acid, to remove Sodium Hydroxide, before rinsing, with distilled-water. Table 1 shows the-summary of preparation of *luffa cylindrica* fibres, for different-webs. Batt-prefix is the-prefix, used in the-sample-labelling, to represent the-treatment-media, which the-materials were subjected-to.

Table 1: Summary of preparation of *luffa cylindrica* fibres for different-webs

Batt Prefix	Treatment media
IL	Ionic liquid
2	2% NaOH
4	4% NaOH
8	8%NaOH

The-treated-fibres were then dry-laid by-hand, as shown in Figure 1(a), on the-previously-formed-screens and allowed to-settle-overnight. Four-kinds of webs were dry-laid, according to Tanchis (2008) for ionic-starch-bonding and three-webs for Synemul TB 341 resin. These included three-webs, treated with Sodium

Hydroxide at 2%, 4% and 8% used for both; ionic-starch-bonding and Synemul-TB-341-resin. One-web was made from *luffa cylindrica* fibres, boiled in-ionic-liquid for one-hour, in-order to-investigate the total-effect, of ionic-liquid, on-the-properties *luffa cylindrica* nonwoven-structure.

Figure 1(b) shows examples of the-dry-laid-webs, after impregnation, with-bonding-agents. Bonding-agents used were-made of maize-starch, boiled in-ionic liquid and Synemul TB 341 resins, as summarized in Table 2, below. The-produced-nonwoven-structures were allowed to-dry, until they were free from tackiness and completely-solid, for one-week. For easy-identification, the-structures were given codes, instead of the-complete-descriptive-names. Batt-code represents the-combination of the batt-prefix, explained in the-previous-section and the-initials of the-bonding-agent employed. For-example, 2IS has prefix 2, which implies 2% NaOH and suffix IS which implies ionic liquid/starch adhesive.

Table 2: Summary of web-bonding-adhesive, to produce nonwoven-structures

Batt Code	Treatment media	Bonding agent
IL	Ionic liquid	Ionic Starch
2IS	2% NaOH	Ionic Starch
4IS	4% NaOH	Ionic Starch
8IS	8%NaOH	Ionic Starch
2S	2% NaOH	Synemul TB 341
4S	4% NaOH	Synemul TB341
8S	8%NaOH	Synemul TB341

The-dry-nonwoven-structures were then finished, by-passing-through pressing-rollers, as-shown in-Figure 1(c), to make the nonwoven-structure more-compact and stronger, according to Desai & Balasubramanian (1994).




Figure 1: Production of the nonwoven-structure.

Key: (a) The-random dry-laid-web, from *luffa cylindrica* fibres; (b) The-adhesively-bonded web, from *luffa cylindrica* fibres; (c) Consolidating the nonwoven-structure, from *luffa cylindrica* fibres

## 2.2. Methods

### 2.2.1. Testing of the produced nonwoven-structure from *luffa cylindrica* fibres

Testing is the-process of verifying conformity-to-requirements, with the-help of either-artificial or natural means. In-this-study, testing will, mainly, refer to the-activities of establishing the-practicality of the- nonwovens-performance, in-relation to-what will-be-expected of it, in-real-applications. For-this-reason, the-nonwoven will-be-required, to-conform, to-acceptable loading-strength, bursting-strength, and appreciable-resistance, to-abrasive-forces. It-is, thus, crucial to-review, the-available and best-practice, on how-to-simulate the-performance, of the-nonwoven, through-these-tests, so-as-to-avoid cognitive dissonance, in the-intended-market.

All-the-testing was done, under standard-laboratory-conditions; at a-temperature of  $20 \pm 2^{\circ}\text{C}$  and  $65 \pm 2\%$  Relative Humidity (RH). All the-tests, identified-below, were conducted, according to-their -respective-standards. The nonwoven-structures were pre-conditioned for 24-hours, prior to the-analysis.

#### 2.2.1.1 Mass-per-unit-area and thickness-test of the nonwoven-structure.

According to ISO 9073-1:1989 Textiles – test methods for nonwovens - part 1: Determination of mass per unit area, the-principle involves measurement of an-area and mass of a-test-piece and calculation of its-mass per unit area in grams per square-meter. From each-sample, at least three-test-pieces are cut, with an-area of  $50000\text{mm}^2$ , using either the-die or the-template and a sharp-razor-blade. In-case of insufficient-material, a largest-possible-rectangle is cut, and its-area determined, with the-help of a-meter-rule. The-mass per-unit area is then

determined, under standard-atmosphere for testing (Indian Standard, 2011).

In this-study, the structure-samples were-cut into rectangular-shape and their-length and width were obtained, using a meter-rule. The-obtained-length and width was used to calculate the-area by multiplying the-length by width. The-same-sample was then weighed, using a high-precision weighing-balance, and the- weight was-recorded. The-mass-per-unit area was determined, from dividing the-sample-mass, by calculated area, as shown, in-equation-below. For each-nonwoven-structure, 5-specimens were-evaluated and the average-reading was recorded, as the-mass per-unit-area.

$$\text{Mass per unit area} = \frac{\text{sample mass in grams}}{\text{sample area in sq.metres}} \quad (\text{ISO 9073-1:1989})$$

ISO 9073-2:1995 specifies a-method, for the-determination of the-thickness of both-- normal and bulky-nonwoven-structures, under-specific-pressure. The-principle involves measuring the-distance, between the-reference-plate, on-which the-nonwoven rests, and a-parallel-presser-foot, which exerts a specified-pressure, on the area under-test. For normal-nonwoven-structures, the-principle involves the-use of two-circular-horizontal-plates, attached-to a-stand, comprising an-upper-plate, or presser-foot, capable of moving-vertically and having an-area of, approximately,  $2500\text{mm}^2$ , and a-reference-plate, having a plane-surface of diameter, at least-50mm greater-than that, of the-presser-foot. A measuring-device with graduations of 0.01mm is used, for measuring the-distance, between the-reference-plate, and the-presser foot. To-obtain results, 10-test-pieces are taken and their-thickness readings used, to-calculate the mean-thickness, of the-nonwoven in *mm*, and, the-coefficient of variation, if required (Indian Standard, 2011).

The-technique, for determining thickness, of normal-nonwoven-structures, was employed, in-this study. The-nonwoven-structures were pressed, under a-constant-pressure and the-thickness was measured, using a-Vanier-calliper. For-each nonwoven-structure, 10-specimens-reading were conducted, and the- average computed-thickness, was-recorded, as the-thickness, of the nonwoven-structure.

#### 2.2.1.3 Tensile strength and elongation of the-nonwoven-structure

*Tensile strength* is indicative of the-strength, derived from factors, such-as: fibre-strength, fibre-length, and bonding. It-may-be-used, to-realize information, about these-factors, especially when used, as a-tensile strength-index. For-quality-control-purposes, tensile-strength has been used, as an-indication of the serviceability of many-nonwovens, which are subjected, to a-simple and direct-tensile-stress. When evaluating the-tensile-strength, the-stretch and the-tensile- energy-absorption for these-parameters can be of equal or greater-importance in predicting the-performance of nonwovens, especially when that-paper is subjected to an-uneven-stress, such as gummed-tape, or a-dynamic-stress, such as when a-sack full of granular-material, is dropped.

The-exposure of the-nonwoven-fabric, to a-high-relative-humidity, before pre-conditioning and conditioning, can-lead to-erratic-results, varying from a-decrease-in-stretch and tensile, to a- substantial increase, in these-properties. Careful-protection, of the-sample, from the-time of sampling until testing is, therefore, very-important.

ISO 9073-3:1989 Textiles - Test methods for-nonwovens. Part 3: Determination of tensile strength and elongation; specifies a-method for the-determination of the-tensile-properties of nonwovens, by the cut-strip-method. The-principle involves application of a-force-longitudinally, to-a-test-piece, of a specified length and width, at a-constant-rate of extension. Values for breaking-strength and elongation, are then determined, from the-recorded force-elongation-curve.

*Preparation and conditioning of test pieces:* Unless otherwise specified, cut 5-test-pieces in the-machine-direction and 5 in the-cross-machine-direction, ensuring that they are all-taken, at-least 100 mm from the-edge, and are equally-distributed, across the-width and length, of the-specimen. Cut the-test-pieces  $50\text{mm} \pm 0.5\text{mm}$  wide and of sufficient-length, to-allow a-jaw-separation of 200 mm, thus avoiding risks, due to local-heterogeneity of nonwovens, or to undue-cutting, of long-fibre nonwovens.

Set the-jaws of the-tensile-testing-machine  $200\text{mm} + 1\text{mm}$  apart, and clamp the-test-piece, between-them; straighten-out the-test-piece, until the-force-curve is on the zero-line. Apply a-constant-rate of extension, of 100 mm/min, and record the-force-elongation-curve, for each-test-piece. Determine the elongation, of the-test-piece, at the-maximum-breaking-strength, and express-this, as a-percentage, of the nominal-gauge-length, that is, the-original-jaw-separation. Discard the-results, from any-test-piece, where the-break occurs, in-the-clamp, or where any-break reaches the-jaws, at a-minimum of one-point. Determine the-means of the-results, expressing the-average-breaking-strength, in Newtons, to the-nearest 0.1 N, and the average-percentage-elongation at break, to the-nearest 0.5 %. Calculate the-coefficients of variation, of the- results.

In this-study, to-achieve results, with minimal-error, 6 test-specimens were cut from the longitudinal and crosswise-directions, to-obtain the-average, of each of the 7 fabric-samples. The nonwoven dimensions were-set, at  $50 \pm 0.5\text{mm}$  wide, with sides, parallel within 0.1 mm and  $100 \pm 5\text{mm}$  long gauge-length, to-facilitate easy-clamping, of the-fabrics, in the-machine-jaws. The-fabric-samples were checked for any-abnormalities, creases and wrinkles, which may-interfere, with the-accuracy, of the findings.

#### 2.2.1.4. Bursting strength of the nonwoven-structure

*Bursting strength* is a-measure of the-strength of the-material, when a-multidirectional-force is applied, on-it.

Bursting-strength, thus, implies the-measure of resistance, of a-material to rupture (Rashed, 2014) or wear-damage of the-material (Das & Raghav, 2009). The-methods used, for determination of bursting-strength, of textile-structure, include the-Ball-burst-method (Wang, 2011), Pneumatic-bursting-method (Aparba, 2012), and Hydraulic-bursting-method (Akaydin, 2009). Generally, bursting-strength depends-upon the-kind, proportion, and amount of fibres present, in-the-sheet, their-method of preparation, their-degree of beating, and refining, upon sheet-formation, and the-use of additives.

ISO 13938-2:1999 describes a Pneumatic-method, for the-determination, of bursting-strength, and bursting-distension of knitted, woven, nonwoven and laminated-fabrics. The-principle involves clamping a test-specimen, over an-expansive-diaphragm, by-means of a-circular-clamping-ring. The-compressed air pressure, is, then, increased, on the-underside of the-diaphragm, causing swelling of the-diaphragm and the- test-specimen. The-pressure is increased smoothly, until the-test-specimen-bursts. The-mean bursting strength (KPa) and mean-height, at-burst (mm) are then recorded. The-bursting-strength and bursting- distortion are determined, via the-formula below (Indian Standard, 2009).

$$\text{Bursting strength} = \text{mean bursting pressure} - \text{diaphragm pressure.}$$

In-this-study, 10-specimens were-used, for each-reading; by-obtaining the-average-reading, for 5-tests, on each-fabric-surface i.e. five-tests were-done, on one-side, to-obtain the-average-reading, before turning to-the other-side, to-obtain the-average, of five-tests.

#### 2.2.1.5 Tearing strength of the nonwoven structure

Tearing and tensile-tests are two-main-domains of interest, of research, as-regards the-physical-behaviour, of a textile-structure. However, only rupture, caused-by tearing, is much-more-closely related, to real-life-usage of the-structures (Kan, 2012). Tearing-tests can-be conducted, using the-Trapezoidal-method, Elmendorf- method, Trouser-method, or Wing and Tongue-tear-method. The-trouser-tear-test is mainly-used, for evaluating elastomeric-materials (Chang, 2002). Elmendorf-method is commonly-used for testing cotton and cotton-blended-fabrics (Dhamija & Chopra, 2007). The wing-tear-method has been used by Beata & Iwona (2010), for determining, the static-tear-resistance, of woven-fabrics (Witkowska & Frydrych, 2010).

ISO 9073-4:1997 specifies a-method, for the-determination, of tear-resistance of nonwovens, by the trapezoid-method. The-method involves marking a-trapezoid, on a-test-piece; clamping of the-non-parallel- sides of the-trapezoid, in the-jaws of a-tensile-testing-machine, and application of a-continuously increasing-extension, to the-test-piece, in-such-a-way, that a-tear-propagates, across its-width. The-average maximum-tear-resistance is then determined, in Newtons (Indian Standard, 2011). The-samples were cut, according to-the-template, shown in Figure 2 below, from regions, with minimal to no-imperfections.

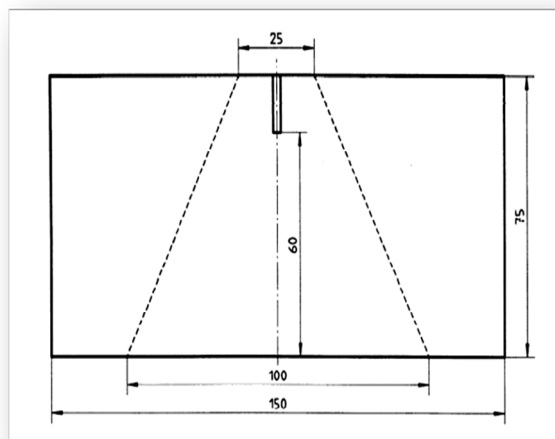


Figure 2: Template for trapezoidal testing of bursting strength (ISO 9073-4:1997).

The-machine-jaws were adjusted, to an-initial-length of 25-mm, and the-sample-piece, was clamped, along the-dotted-lined, shown in Figure 2 above. The tearing-strength, was then read from the-peaks of the graphs, plotted by the-machine, on a-monitor. 10-tests were conducted, for each-sample, 5 for each perpendicular and parallel-direction, to-obtain-average, for both-directions, of the-structure, as outlined in ISO 9073-4:1997. The-averages of the-tearing-strength, computed as  $t_{sx}$  (longitudinal tearing strength) and  $t_{sy}$  (crosswise tearing strength) were used for the-analysis.

#### 2.3. Analysis of the nonwoven structure properties.

The-results, from testing of the-nonwoven-structure, from *luffa cylindrica* fibres, were analyzed using Microsoft Excel, 2010-software and presented via bar-charts with percentage-error-bars, generated by the- software, from input-data.

### 3. Results, Analysis of results and Discussion

For-ease of logical-follow-up and comprehension, Results, Analysis of results, and Discussion, are presented-jointly, in the-following-respective-sections:

#### 3.1 Mass per unit area

Figure 3 shows the-variation of grams-per-square-metre of different-nonwoven-structures, from *luffa cylindrica* fibres.

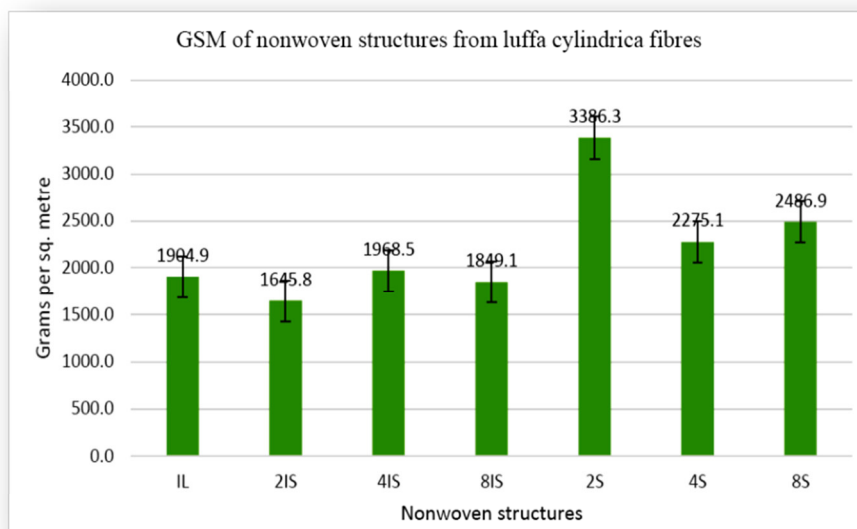


Figure 3: GSM of nonwoven structures from *luffa cylindrica* fibres  
 Keys (see table below):

Abbreviation	Meaning
IL	Nonwoven structure from fibres treated with ionic liquid and bonded with ionic liquid/starch adhesive.
2IS	Nonwoven structure from fibres treated with 2%NaOH and bonded with ionic liquid/starch adhesive.
4IS	Nonwoven structure from fibres treated with 4%NaOH and bonded with ionic liquid/starch adhesive.
8IS	Nonwoven structure from fibres treated with 8%NaOH and bonded with ionic liquid/starch adhesive.
2S	Nonwoven structure from fibres treated with 2%NaOH and bonded with synemul TB 341 adhesive.
4S	Nonwoven structure from fibres treated with 4%NaOH and bonded with synemul TB 341 adhesive.
8S	Nonwoven structure from fibres treated with 8%NaOH and bonded with synemul TB 341 adhesive.

\*NOTE: This-key applies to-all the-subsequent-Figures, with similar-abbreviations.

As shown in-Figure 3, the-mass-per-unit-area, of the-nonwoven-structures, bonded with the Synemul TB 341 adhesive, is higher than that of the-structures, bonded with ionic-liquid/starch adhesive. For the-same-fibre-treatment of 2% NaOH and approximate thickness of 1.5mm; the-nonwoven-structure from Synemul TB 341 weighed 51.4% more than, the-nonwoven-structure, made-from ionic-liquid/starch adhesive.

#### 3.2. Thickness

Figure 4 shows the-thickness, of different-nonwoven-structures, from *luffa cylindrica* fibres. As shown in Figure 4, the-thickness of the nonwoven-structures was consolidated to  $1.63 \pm 0.14$ mm. There was a-variation of 6.25%, in the-thickness of the-nonwoven-structures, bonded by-ionic-liquid/starch-adhesive. Synemul TB341-adhesive-bonded-structures, exhibited a-thickness-variation of 16.67%. This can-be-attributed, to the observed plasticization-effect, of sodium Hydroxide, on the-resin, since higher-concentrations, resulted in higher-viscosity.

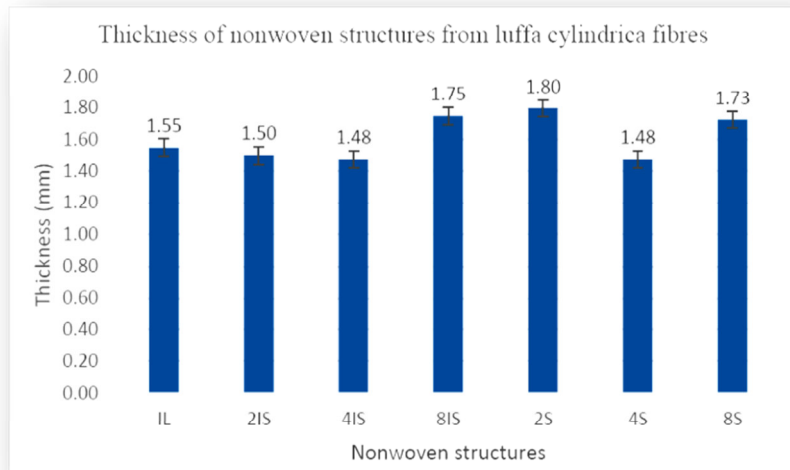


Figure 4: Thickness for different nonwoven-structures

### 3.3. Tensile-strength

As-shown, in-Figure 5(a), the-tensile-strength of the-nonwoven-structures, seems vary, with the-pre treatment, given to-the-fibres, more than the-orientation, of the-fibres in the-nonwoven-structures. Nonwoven-structure, from *luffa cylindrica* fibres, treated with ionic-liquid, exhibited the-second-lowest strength of only 36.67% and 39.13% better than the-nonwoven-structure, from the-fibres, treated with 8%NaOH, in the-longitudinal, and crosswise-directions, respectively. The strength-percentage-range for fibres treated, with Sodium Hydroxide, and bonded with ionic-liquid/starch-adhesive, was 69.84% and 80.28%, in the-longitudinal and crosswise directions, respectively. The-strength-difference between orientations, of the-different nonwoven-structures, was  $20.00 \pm 6.05\%$ , which is-lower than the-effect of pre-treatment used, implying that nonwoven-structures were fairly-random-laid.

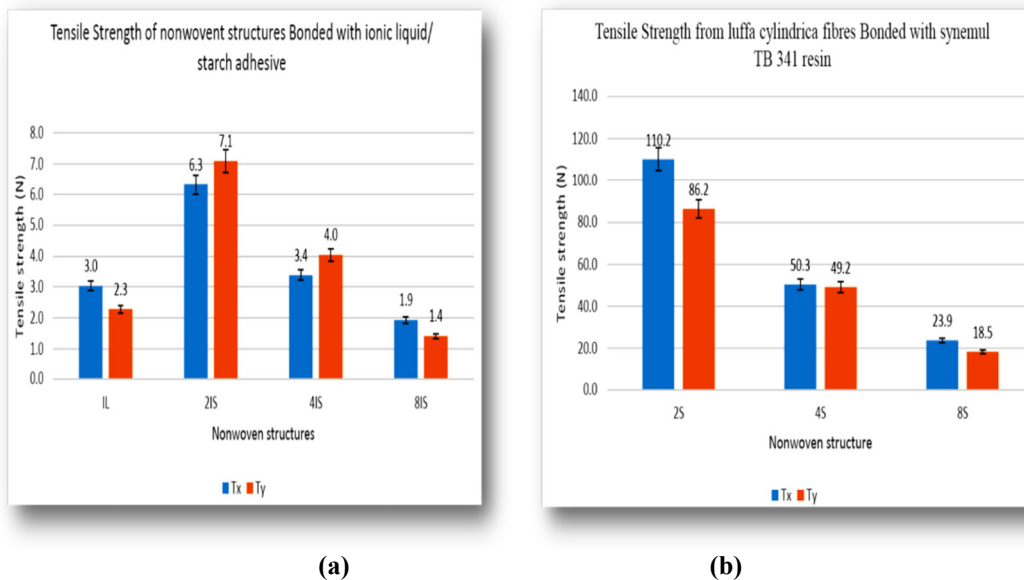


Figure 5: Tensile-strength for nonwoven structures from *luffa cylindrica* fibres.

Key: (a) Bonded with ionic liquid/ starch adhesive, (b) Bonded with Synemul TB 341 resin.

Figure 5(b) shows the-tensile-behaviour of *luffa cylindrica* random-laid nonwoven-structures bonded with Synemul-TB-341-adhesive. It-shows that the-tensile-strength of the nonwoven-structures were highly dependent, on the-pre-treatment given to *luffa cylindrica* fibres, before laying. The strength-reduction from 2%NaOH to 8%NaOH was 78.33% and 78.54%, in the-longitudinal and crosswise-direction, respectively. This-high, but close-reduction in-the-strength, of the-nonwoven-structures bonded, with the-Synemul TB 341-adhesive, also-reveals that the-structures, were isotropic, in-nature – that is, the-probability, of a fibre-segment, in any-direction, between 0 and  $\pi$  is the same ( $= 1/\pi$ ) (Batra, 2012).

As regards the-effect of bonding-agent, nonwoven-structures bonded with the Synemul TB 341



exhibited much-higher tensile-strength of up to 97.28%, for same-pre-treated *luffa cylindrica* fibres.

### 3.4. Elongation

As-shown in-Figure 6(a), the-percentage-elongation, of the-nonwoven-structures, seems-vary, with the- pre-treatment, given to-the-fibres, more than the-direction of the-nonwoven-structures, considering the 4IS- structure. Nonwoven-structure from *luffa cylindrica* fibres, treated with ionic-liquid, exhibited the highest-percentage-elongation, in the-crosswise (Ey) direction of up to 6.6%, which was 57.58% greater than the lowest-percentage-elongation (exhibited by 4IS). The-elongation-percentage-range, for fibres, treated with Sodium Hydroxide, and bonded-with ionic-liquid/starch-adhesive, was 33.33% and 46.15%, in the-longitudinal and crosswise-directions, respectively. The-strength-difference between orientations of the different nonwoven-structures, was up to 0.00% (4IS) which is-lower than the-effect, of pre-treatment used, implying that nonwoven-structures, were fairly-random laid and isotropic.

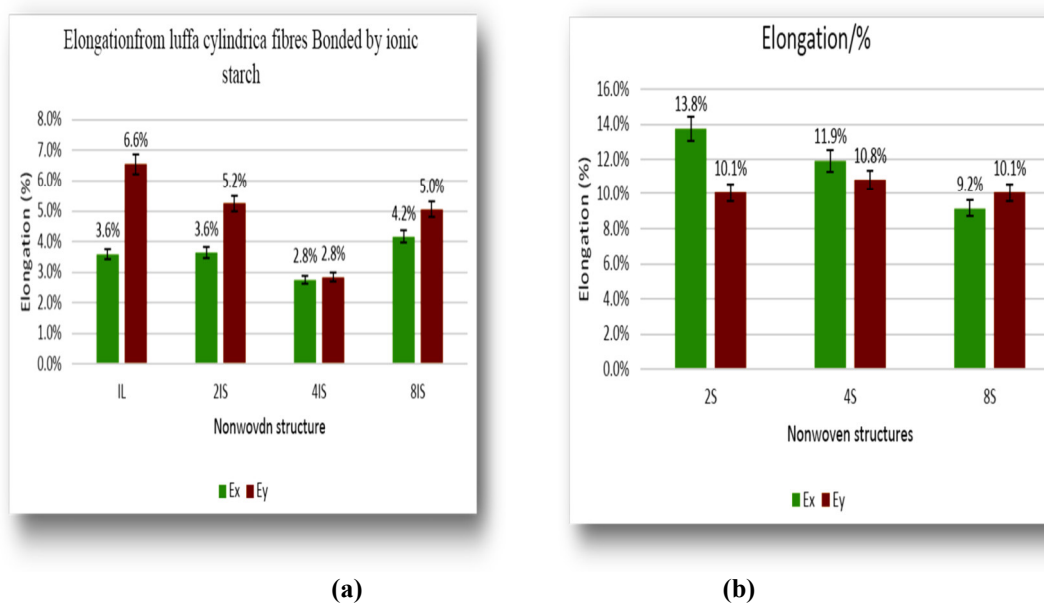


Figure 6: Percentage elongation for nonwoven structures from *luffa cylindrica* fibres.

Key: (a) Bonded with ionic liquid/ starch adhesive, (b) Bonded with Synemul TB 341 resin.

Figure 6(b) shows the percentage-elongation-properties of *luffa cylindrica* random-laid nonwoven-structures bonded with Synemul TB 341 adhesive. It-shows that the-percentage-elongation of the-nonwoven-structures were highly-dependent, on the-pre-treatment, given to *luffa cylindrica* fibres, before laying, with a-gradual-decline, from 2S to 8S structures. The-reduction, in-percentage-elongation from 2%NaOH to 8%NaOH was 33.33% and 0.00%, in the-longitudinal and crosswise-direction, respectively. The 0.00% difference for the structures 2IS and 8IS implies, that the-percentage-elongation in nonwoven-structures, bonded by ionic liquid/starch adhesive, was independent of the pre-treatment, given to *luffa cylindrica* fibres.

As-regards the-effect of bonding-agent, nonwoven-structures, bonded with the Synemul TB 341, exhibited much-higher-percentage-elongation of up to 73.91%, for same pre-treated *luffa cylindrica* fibres.

### 3.5. Tearing- strength

As-shown in-Figure 7(a), the-tearing-strength of the nonwoven-structures, seems vary with the-pre treatment, given to-the-fibres, more than the-direction, of the-nonwoven-structures. Nonwoven structure from *luffa cylindrica* fibres, treated with ionic-liquid, exhibited the-lowest-strength, in the-longitudinal (tsx) direction of 2293 mN, which was 82.97% lower than the-exhibited-maximum by 2IS nonwoven-structure. The tearing-strength had percentage-range, for fibres, treated with Sodium Hydroxide and bonded-with-ionic liquid/starch-adhesive, of 66.17% and 48.74% in the longitudinal and crosswise directions, respectively. The strength-difference, between orientations of the-different nonwoven-structures, was up to 1.52% (4IS), which is lower than the-effect, of pre-treatment used, implying that nonwoven structures were, fairly-random laid, isotropic, in-nature.

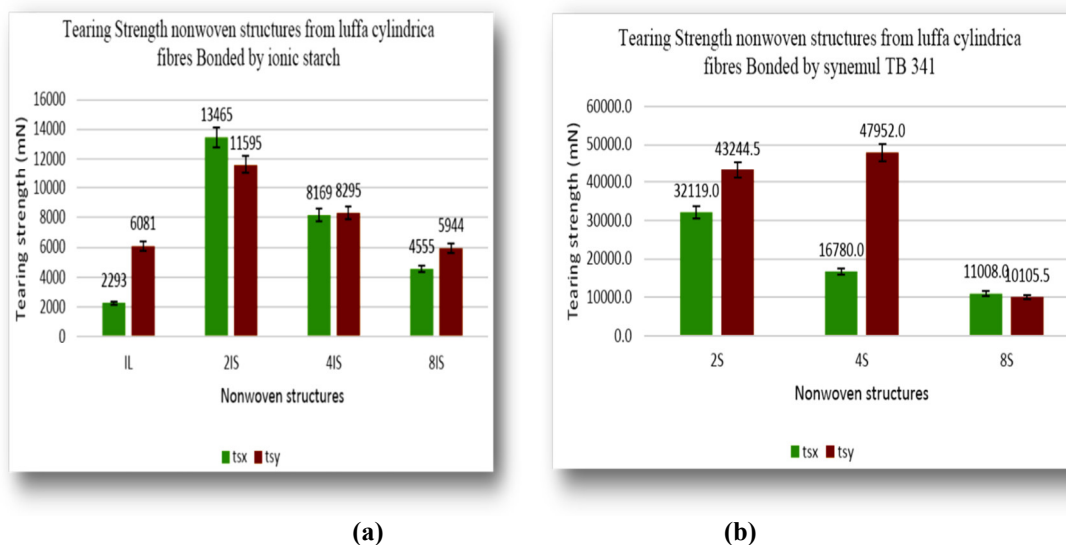


Figure 7: Tearing strength for nonwoven structures from *luffa cylindrica* fibres.

Key: (a) Bonded with ionic liquid/ starch adhesive, (b) Bonded with Synemul TB 341 resin.

Figure 7(b) shows the-tearing-strength-behaviour of *luffa cylindrica*, random-laid, nonwoven-structures, bonded with Synemul TB 341-adhesive. It-shows, that the-tensile-strength, of the nonwoven-structures, were dependent on the-pre-treatment, given to *luffa cylindrica* fibres, before laying, especially in the-longitudinal (tsx) direction. The tearing- strength reduction, from 2%NaOH to 8%NaOH was 65.73% and 76.63% in the- longitudinal and crosswise-direction, respectively. This-high-reduction in the-strength of the nonwoven structures bonded with the Synemul TB 341 adhesive, also reveals, that the-structures were isotropic, in nature. This is because, when compared to 8.19% difference, between tsx and tsy of 8S nonwoven structure, except for tsy for 4S nonwoven-structure, which shows a tsx 65.01% greater than tsy. This can be attributed to some-inevitable-errors, which may-result, from accidental-orientation, of the-fibres during-consolidation, causing the-internal-fibres, to-realign more in one-direction, leaving the-other-direction, dependent on the-adhesive, which has lower-tearing-strength.

As regards the-effect of bonding-agent, nonwoven-structures, bonded with the Synemul TB 341 exhibited much-higher tearing-strength of up to 73.19% (tsy 2) for same pre-treated *luffa cylindrica* fibres.

### 3.6. Bursting strength

As-shown, in-Figure 8, the-bursting-strength increases, with concentration, of Sodium Hydroxide, used in pre-treatment, as observed in a 45.39%, increase from 2IS to 8IS. However when Synemul TB 341 was used, the-bursting-strength appears to-decrease, by 58.66% from 2S to 8S nonwoven-structures. As-much as the bursting-strength of Synemul TB 341 bonded-nonwoven-structures decreased, 8S nonwoven-structure was only 3.85%, weaker than 8IS. Therefore overall, Synemul TB 341 bonded-nonwoven-structures exhibited superior-bursting strength, as-compared nonwoven-structures, bonded with ionic-liquid/starch-adhesive.

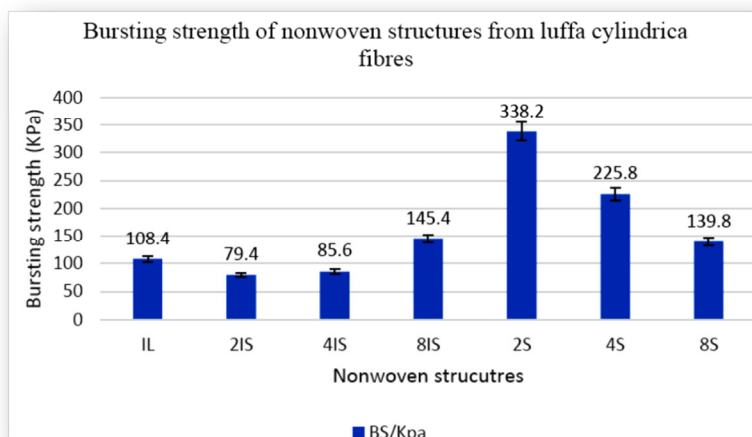


Figure 8: Bursting strength of nonwoven structures from *luffa cylindrica* fibres

### 3.7. Specific requirements for shopping bags in Kenya

Table 3 shows specific-requirements for shopping-bags in Kenya, which used, in this-study, as a bench-mark, to-assess the-suitability of nonwoven-structures for shopping-bags.

Table 3 Specific requirements for paper shopping-bags in Kenya (Kenya Standard KS 2523:2014)

s. no.	Characteristics	Requirements		
		Class 1	Class 2	Class 3
a.	Grammage g/m <sup>2</sup> ±5%	50	60	70
b.	Bursting strength kPa min	90	124	162
c.	Tearing resistance (MD) mN, min	320	430	540

## 4. Conclusion and Recommendations

### 4.1. Conclusions

From the-tests, conducted on the-nonwoven-structures, it was evident, that the-nature of bonding, has significant-effect, on the-mass-per-unit-area, tensile-strength and elongation, tearing-strength and bursting strength of the-nonwoven, made from *luffa cylindrica* fibres.

The-mass-per-unit-area of the-nonwoven-structures, ranged from 1645.85 g/m<sup>2</sup> to 3386.26 g/m<sup>2</sup> with an-average-thickness, ranging from 1.5mm to 1.8mm. The tensile-strength, in the-longitudinal-direction was found to-be-considerably-greater, than the-crosswise tensile-strength. The-ranges for were  $T_x = 3.0N - 1.9N$  and  $T_y = 2.3N - 1.4N$  for ionic starch bonded nonwoven-structures. Synemul TB 341 bonded structures tensile-strength was  $T_x = 110.2N - 23.9N$  and  $T_y = 86.2N - 18.5N$ . The-percentage-elongation was in-the range of 3.6% - 4.2% in  $E_x$  and 6.6% - 5.0% in  $E_y$ .

The tearing-strength was ranging from 32119 mN to 4555 mN, in longitudinal-direction and 47952 mN to 5944 mN, in the crosswise-direction, which satisfies the-range of 320 mN to 540 mN requirements, for shopping-bags, in Kenya, specified by KEBS (Kenya Standard: KS 2523:2014).

The bursting-strength was in the-range of 79.4 KPa to 338.2 KPa, which satisfies the-range of 90 KPa to 162 KPa requirements, for-shopping-bags, in Kenya, specified by KEBS (Kenya Standard: KS 2523:2014).

### 4.2 Recommendations for the nonwoven structure from *luffa cylindrica* fibres

(1) Since the-nonwoven, from ionic liquid/starch bonding-agent was fairly-strong, but relatively stiff, this-material can-be-used, as a-space-filler, in-packaging fragile-objects, as a biodegradable substitute, to some-plastics, which are not-environmentally-friendly.

(2) The-nonwoven, produced from ionic-liquid, pre-treated fibres and ionic liquid/starch bonding agent, was relative-weak, but it-can-find good-use, in-packaging light-items, which do-not require excessive-handling.

(3) The-nonwoven-structure developed with Synemul TB-341-resin, exhibits very-good mechanical properties, which satisfied most of the requirements, for shopping-bags, on the-Kenyan-market.

(4) There is opportunity of blending *luffa cylindrica* fibres with other-fibres, in order to avail more-potential-alternatives as regards substitutes to polyethylene- bags on the Kenyan-market.

(5) There is an-opportunity, for exploring different-designs, of shopping-bags, made from the proposed-nonwoven-structure, and subsequent-testing of these-bags, since this was outside of the-scope, of this-concise-study.

## 5. Acknowledgement

The-authors recognize and gratefully-acknowledge the European Commission (EC), as-well-as, the Mobility for Enhancing Training of Engineering Graduates in Africa (METEGA), for providing financial support, for this-concise-study.

## References

- Acharya, S. (2015). "Investigation of mechanical properties of *luffa cylindrica* fibre reinforced epoxy hybrid composite", *International Journal of Engineering, Science and Technology*. Volume 7, No. 1.
- Akaydin, M. (2009). "Characteristics of fabrics knitted with basic knitting structures from combed ring and compact yarns", *Indian Journal of Fibre and Textile Research*, Volume 34.
- Aluyor, I. (2009). "Luffa cylindrica - an emerging cash crop", *African Journal of Agricultural Research*, Volume

- 4, No. 8.
- Anderson, K. (2016). *Nonwoven Fabrics in Fashion Apparel*. [Online] Available: [www.techexchange.com](http://www.techexchange.com), (February 14, 2017).
- Andreassen, E. (1995). "Relationships between the Properties of Fibers and Thermally Bonded Nonwoven Fabrics Made of Polypropylene", *Journal of Applied Polymer Science*, Volume 58, No. 9.
- Apurba, K. (2012). "Tear Propagation of Spun-bonded Nonwoven Geotextiles at Repeated Bursting Pressure Cycle", *EJGE*, 3441-3450.
- Batra, S. (2012). Introduction to nonwovens technology. DEStech Publications, Inc.
- Bahri, G. (2005). Sustainable Management of Plastic Bag Waste: The Case of Nairobi, Kenya. IIIIE Reports: 03, Sweden.
- Beardmore, R. (2011). *Adhesive bonding*. [Online] Available: [http://www.roymech.co.uk/Useful\\_Tables/Adhesives/Adhesive\\_Bond.html](http://www.roymech.co.uk/Useful_Tables/Adhesives/Adhesive_Bond.html), (September 12, 2016).
- Chang, A. (2002). "Tear Strength of Ductile Polyolefin Films", *Polymer Engineering and Science*, Volume 42, 2202.
- Contreras-Andrade, I. (2014). "Natural Composite Material from Steelwool or *Luffa cylindrica* under Natural, Rigid and Flexible Resin", *J. Chem. Chem. Eng.*, Volume 8.
- Dahiya, A. (2004). *Wet-Laid Nonwovens*. [Online] Available: <http://www.engr.utk.edu/mse/Textiles/Wet%20Laid%20Nonwovens.htm>, (August 11, 2016).
- Das, A. and Raghav, R. (2009). "Bursting behaviour of spun-bonded nonwoven fabrics: Part I - effect of various parameters", *Indian Journal of Fibre and Textile Research*, Volume 34.
- Desai, A. and Balasubramanian, N. (1994). "Critical factors affecting the properties of thermal-bonded nonwovens with special reference to cellulosic fibres", *Indian journal of fibre & textile research*, Volume 19.
- Douglas, J. and Gardener, G. (2008), "Adhesion and surface issues in cellulose and nano-cellulose", *Journal of adhesion science and technology*. vol. 22.
- Dhamija, S. and Manisha, C. (2007). "Tearing strength of cotton fabrics in relation to certain process and loom parameters", *Indian Journal of Fibre and Textile Research*, Volume 32.
- Dubrovski, P. (2005). "Analysis of the Mechanical Properties of Woven and Nonwoven Fabrics as an Integral Part of Compound Fabrics", *Fibres & Textiles in Eastern Europe*, Volume 13. No. 3.
- eHow-UK (2016). *Reasons not to burn plastic bags*. [Online] Available: [http://www.ehow.co.uk/list\\_7285161\\_reasons-not-burn-plastic-bags.html](http://www.ehow.co.uk/list_7285161_reasons-not-burn-plastic-bags.html), (April 4, 2017).
- Ekici, B. (2012). "Improving Sound Absorption Property of Polyurethane Foams by Adding Tea-Leaf fibres", *Archives of Acoustics*, Volume 37, No. 4.
- Ghali, L. (2014). "Effect of Blending Ratio of Fibers on the Properties of Nonwoven Fabrics Based of Alfa Fibers", *Advances in Materials Physics and Chemistry*, Volume 4.
- Ghosh, R. (2014). "Nonwoven fabric and the difference between bonded and needle punched nonwoven fabrics", *IOSR Journal of Polymer and Textile Engineering (IOSR-JPTE)*, Volume 1, No. 2.
- Graham, B. (2012). *EPB 433- Health and Environmental Effects of Burning Waste Plastics*, [Online] Available: [www.environment.gov.sk.ca](http://www.environment.gov.sk.ca), (March 12, 2017).
- Harkin, C. (2016). Health conditions, [Online] Available: <http://www.carahealth.com/health-conditions-a-to-z/reproductive-system>, (May 15, 2016).
- Indian Standard. (2009). *Textiles-Bursting Properties of Fabrics. Determination of Bursting Strength and Bursting Distension. Part 2 Pneumatic Method*. Delhi: Bureau of Indian Standards.
- Indian Standard. (2011). *Textiles - Test methods for nonwovens. part 4 determination of tear resistance*. Delhi: Bureau of Indian Standards.
- ISO 9092:2011: Textiles -- Nonwovens – Definition.
- ISO 13938-2:1999 Textiles - Test methods for nonwovens. Pneumatic-method, for the determination of bursting-strength and bursting distension of knitted, woven, nonwoven and laminated-fabrics.
- ISO 9073-4:1997. A-method for the determination, of tear-resistance of nonwovens by the trapezoid-method.
- ISO 9073-3:1989: Textiles - Test methods for nonwovens. Part 3: Determination of tensile strength and elongation;
- Kan, C. (2012). *Tearing behaviour of fabrics using various testing*. RMUTP International Conference: Textiles & Fashion 2012. Bangkok Thailand. Section I.
- Kenya Standard (KS 2523:2014), (2014). Paper bags —Specification; KEBS 2014.
- Macuja, J. (2015). "Utilization of Cellulose from *Luffa cylindrica* Fiber as Binder in Acetaminophen Tablets", *Advances in Environmental Chemistry*, Volume 2015.
- Martínez-Barrera, G. (2014). "Polymer concrete reinforced with luffa fibers: effect of gamma radiation", *Rev. Téc. Ing. Univ. Zulia*, Volume 37, No. 3.
- Parida, S. (2013). "Effect of fibre treatment on mechanical and thermal properties of luffa cylindrical resorcinol

- composites”, *International Journal of Fibre and Textile Research*, Volume 3, No. 1.
- Paschal, A. (2015). “Effect of Sodium Hydroxide Treatment on the Mechanical Properties of Crushed and Uncrushed Luffa cylindrica Fibre Reinforced rLDPE Composites”, *International Journal of Chemical, Molecular, Nuclear, Materials and Metallurgical Engineering*, Volume 9, No. 1.
- Rashed, M. (2014). “Effect of Tuck Loop in Bursting Strength of Single Jersey Knitted Fabrics”, *IJRET: International Journal of Research in Engineering and Technology*, Volume 3, No. 5.
- Singh, J. (2014). “Nonwoven: A Versatile Fabric”, *Journal of Textile Science & Engineering*, Volume 4, No. 5.
- Starovoytova, D.; Namango, S. and Wetaka, C. (2016). “Consumer-Perception on Polyethylene Shopping Bags”, *Journal of Environment and Earth Science*, ISSN 2224-3216 (Paper), ISSN 2225-0948 (Online), Vol.6, No.11.
- Synresins Limited. (2016). *Datasheet*, [Online] Available: <http://www.synresins.com/index.php/datasheet>, (June 25, 2016).
- Tanchis, G. (2008). *The Nonwovens*. ACIMIT
- The Dow Chemical Company. (2014). *Product Safety Assessment: Vinyl Acetate*. [Online] Available: <http://www.dow.com/productsafety/assess/finder>, (December 2, 2016).
- UNEP (2005). Plastic bag ban in Kenya proposed as part of a new waste strategy. United Nations Environment Program, UNEP press release.
- Uwera, S. (2016). *Did you know the effects of plastic bags?* [Online] Available: <http://rbmg.weebly.com/did-you-know-the-effects-of-plastic-bags/the-eff.> (May 14, 2016).
- Valcineide, O. (2014). “Sponge Gourd (Luffa Cylindrica) Reinforced Polyester Composites: Preparation and Properties”, *Defense Science Journal*, Volume 64, No. 3.
- Wang, L. (2011). “Study of Properties of Medical Compression garment Fabrics”, *Journal of Fiber Bioengineering & Informatics*, Volume 4, No. 1.
- Witkowska, B. and Frydrych, I. (2010). “Wing Tear: Identification of Stages of Static Process, Woven Fabric Engineering”, *Polona Dobnik Dubrovski* (Ed.), ISBN: 978-953-307-194-7.
- WECF. (2012). *Dangerous Health Effects of Home Burning of Plastics and Waste*. [Online] Available: <http://www.arb.ca.gov/smp/resburn/res-burn>, (January 14, 2016).
- Wetaka, C.; Githinji, D.; Namango, S. and Starovoytova, D. (2016). “Combined Effect of Water Retting and Sodium Hydroxide Concentration on Properties of Luffa Cylindrica Fibres”, *American Journal of Engineering Research (AJER)*, e-ISSN: 2320-0847 p-ISSN: 2320-0936; Volume-5, Issue-11.