

# Review of Reading Understanding in the Ability of Writing in Class IX Junior High School Jambi Medan

Sarminta Rosidah Surbakti Hernawaty  
Indonesian Language and Literature Education STKIP Riama Medan, Indonesia

## Abstract

This study aims to determine the comprehension of reading in the ability to write the students of class IX Junior High School Jambi Medan as many 173 people and sampling is done by random sampling, so that the research samples obtained as many 36 people. The method used is descriptive method. All data were obtained by using questionnaire. From the indicators on understanding the structure of this text obtained an average percentage of 90.28%, therefore it can be said that understanding the text structure of students class IX Junior High School Jambi Medan categorized very well. From the indicators on understanding the characteristics of this language obtained an average percentage of 90.97%, therefore it can be said that understanding the characteristics of language class IX Junior High School Jambi Medan categorized very well. From the indicator on writing ability is obtained an average percentage of 90.28%, therefore it can be said that the ability to write class IX Junior High School Jambi Medan is categorized very well.

**Keywords:** understanding, language, and writing ability.

## 1. Introduction

### Background

Language skills include four aspects: listening, speaking, reading, and writing. Read one of the most important skills in life because it is creative and expressive. In this regard, reading skills are used in the learning process of students to capture and obtain the required information. With reading activities that students can express or express opinions, thoughts, and can develop the power of thought and creativity.

According to Tarigan (2008), by reading the students can search and obtain information including the content and understand the reading. Write the structure and rules of the text of complex procedures both oral and written. In this case the students not only write the text of the procedure with knowledge only. But in this case students should be able to write text based on the structure and linguistic rules.

The easier to write a material then the students will be trained to think critically, have a high reason and active in developing academic achievement. Reality in the field is not in accordance with the expected due to student learning outcomes in writing activities are low. Recognition from the students themselves that learning to study a material is a tedious activity.

The ability to write can be done with the initial activity of reading the instructions on the procedure of making something usually has been practiced in life. Currently reading text is less desirable because students tend to practice directly without reading text.

The problem that appears when the students are assigned to write the text is the students do not understand the structure and characteristics of the language that has been explained by the teacher. Proven when students are assigned to write in accordance with the structure and characteristics of language, there are still many students who are confused to make the text. From the preliminary data obtained in the learning process of Bahasa Indonesia, the value of students in writing is still low.

The understanding of the structure of the students are able to understand the purpose and steps of the text. Students are said to be able to understand the structure of the text if the student can explain the purpose and steps in doing an activity. While the understanding of language characteristics ie students are able to understand the use of effective sentences, avoid ambiguous sentences and use the meaning of straight forward (denotative). If one of the characteristics of language is not understood by students, then students have not been able to understand the text well, therefore understanding the structure and the characteristics of language plays an important role in understanding the text.

## 2. Research Methodology

### Population and Sample

The population in this study is all students of class IX Junior High School Jambi Medan consisting of 3 classes as many 173 people, while the sample in this study were as many 36 people.

The level of understanding of the structure and the characteristics of language and the ability to understand students can be seen based on the range of values made Arikunto (2010).

**Table 2.1**  
**Values of Writing Ability**

| Category  | Percentage |
|-----------|------------|
| Very good | 80 – 100   |
| Good      | 70 – 79    |
| Enough    | 60 – 69    |
| Less      | 50 – 59    |
| Very Less | 0 – 49     |

In an assessment there are several categories of judgments that serve as a benchmark in research. The benchmark criteria proposed by Sugiyono (2010), as follows:

**Table 2.2**  
**Assessment Criteria Table**

| Scores Category | Assessment |
|-----------------|------------|
| Score 85 – 100  | Very good  |
| Score 70 – 84   | Good       |
| Score 55 – 69   | Enough     |
| Score 40 – 54   | Less       |
| Score 0 – 39    | Very Less  |

### 3. Research Results and Discussion

In this study the data will be described that is about the data Understanding Text Structure, Understanding Language Characteristics, and Ability In Writing.

#### Understanding Text Structure

Based on data obtained from the results of research with the number of respondents as many 36 people can be described data understanding text structure. Data in understanding the text structure after tabulation can be seen in Table 3.1. below this.

**Table 3.1.**  
**Understanding Text Structure**

| No             | Understanding Text Structure | Amount      |
|----------------|------------------------------|-------------|
| 1              | Title                        | 31          |
| 2              | Aim                          | 32          |
| 3              | Tools and materials          | 34          |
| 4              | Steps                        | 33          |
| <b>Total</b>   |                              | <b>130</b>  |
| <b>Average</b> |                              | <b>32.5</b> |

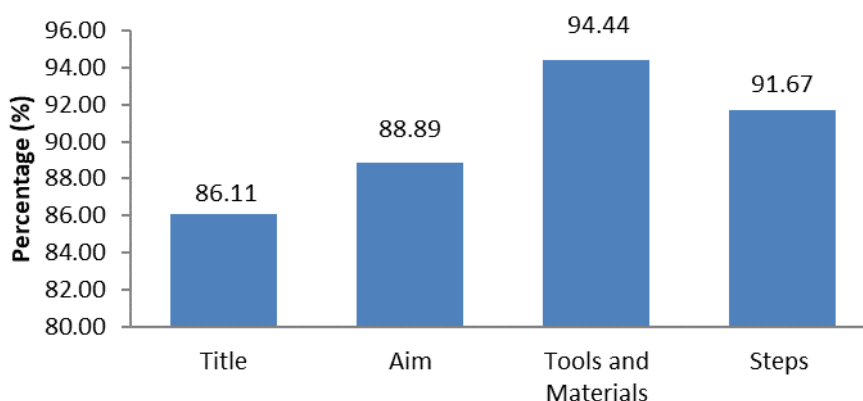
From Table 3.1. above, can be obtained a percentage of the understanding of text structure, it can be seen in Table 3.2. below this.

**Table 3.2.**  
**Percentage of Text Structure Understanding**

| No             | Understanding Text Structure | Percentage (%) |
|----------------|------------------------------|----------------|
| 1              | Title                        | 86.11          |
| 2              | Aim                          | 88.89          |
| 3              | Tools and Materials          | 94.44          |
| 4              | Steps                        | 91.67          |
| <b>Total</b>   |                              | <b>361.11</b>  |
| <b>Average</b> |                              | <b>90.28</b>   |

From Table 3.1. and 3.2. above, who answered in the text structure understanding to Title as many 31 people (86,11%), to Destination counted 32 people (88,89%), to Tools and Material counted 34 people (94,44%), and to Steps as many 33 people (91.67%). From the indicators on understanding the structure of this text obtained an average percentage of 90.28%, therefore it can be said that understanding the text structure of students class IX Junior High School Jambi Medan is categorized very well.

For more details, this can be seen in Figure 3.1. below this.



**Figure 3. 1. The percentage of reading comprehension through indicators of understanding the structure of the text**

### Understanding Language Characteristics

Based on data obtained from the results of research with the number of respondents as many 36 people can be described data understanding text structure. The data in understanding the text structure after being tabulated can be seen in Table 3.3. below this.

**Table 3.3.**  
**Understanding Language Characteristics**

| No             | Understanding Language Characteristics | Amount       |
|----------------|--|--------------|
| 1              | Conjunction                            | 30           |
| 2              | Pronouns                               | 32           |
| 3              | Verb                                   | 35           |
| 4              | Imperative Sentence                    | 34           |
| <b>Total</b>   |  | <b>131</b>   |
| <b>Average</b> |  | <b>32.75</b> |

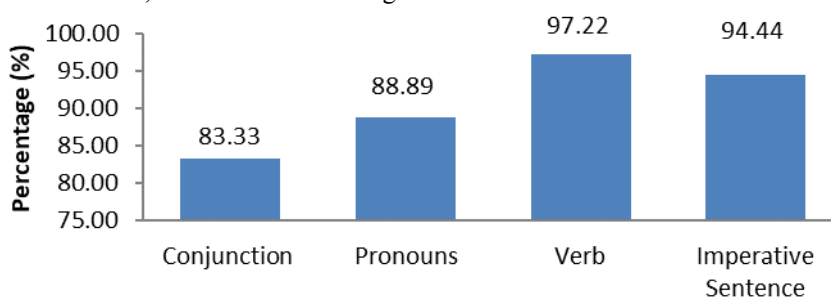
From Table 3.3. above, can be obtained percentage of the understanding of language traits, this can be seen in Table 3.4. below this.

**Table 3.4.**  
**Percentage of Understanding Language Characteristics**

| No             | Understanding Language Characteristics | Percentage (%) |
|----------------|--|----------------|
| 1              | Conjunction                            | 83.33          |
| 2              | Pronouns                               | 88.89          |
| 3              | Verb                                   | 97.22          |
| 4              | Imperative Sentence                    | 94.44          |
| <b>Total</b>   |  | <b>363.89</b>  |
| <b>Average</b> |  | <b>90.97</b>   |

From Table 3.3. and 3.4. above, who answered in understanding the linguistic features of the Connector as much 30 people (83.33%), to the Replace Word as many as 32 people (88.89%), to 35 verbs (97.22%), and against the Order as many 34 people (94.44%). From the indicators on understanding the characteristics of this language obtained an average percentage of 90.97%, therefore it can be said that understanding the characteristics of language class IX Junior High School Jambi Medan categorized very well.

For more details, this can be seen in Figure 3.2. below this.



**Figure 3.2. The percentage of reading comprehension through indicators of understanding language traits**

### Ability In Writing

Based on data obtained from the results of research with the number of respondents as many as 36 people can be described data Ability In Writing. Data in Writing Ability after tabulation can be seen in Table 3.5. below this.

**Table 3.5.**  
**Ability In Writing**

| No             | Ability In Writing | Amount       |
|----------------|--------------------|--------------|
| 1              | Very good          | 34           |
| 2              | Good               | 33           |
| 3              | Enough             | 32           |
| 4              | Less               | 31           |
| <b>Total</b>   |                    | <b>130</b>   |
| <b>Average</b> |                    | <b>32.50</b> |

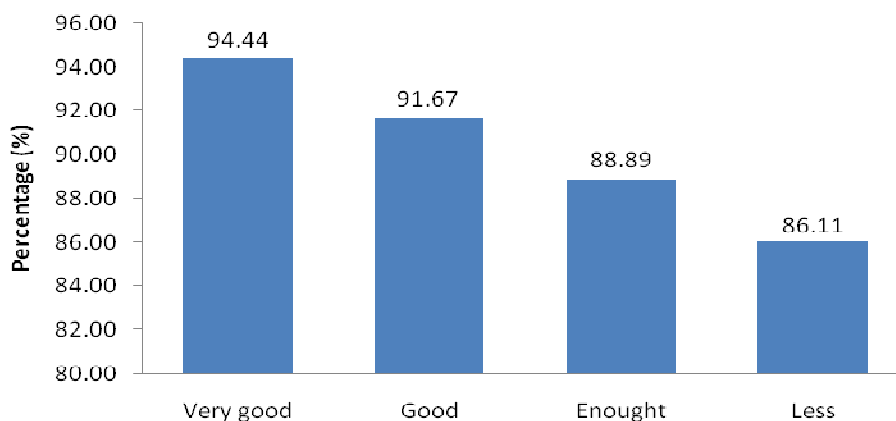
From Table 3.5. above, can be obtained a percentage of Writing Ability, this can be seen in Table 3.6. below this.

**Table 3.6.**  
**Percentage Ability In Writing**

| No             | Ability In Writing | Percentage (%) |
|----------------|--------------------|----------------|
| 1              | Very good          | 94.44          |
| 2              | Good               | 91.67          |
| 3              | Enough             | 88.89          |
| 4              | Less               | 86.11          |
| <b>Total</b>   |                    | <b>361.11</b>  |
| <b>Average</b> |                    | <b>90.28</b>   |

From Table 3.5. and 3.6. above, who answered in the Ability to Write Excellent category as many 34 people (94.44%), Good category as many 33 people (91.67%), Enough category as many 32 people (88.89%), and Less 31 people (86.11%). From the indicator on Ability in Writing is obtained an average percentage of 90.28%, therefore it can be said that Ability In Writing class IX Junior High Jambi Medan categorized very well.

For more details, this can be seen in Figure 3.3. below this.



**Figure 3.3. Percentage in the indicator of writing ability**

### 3. Conclusions

From the results of tabulation of research data and discussion, it can be concluded:

1. From the indicators on understanding the structure of this text obtained an average percentage of 90.28%, therefore it can be said that understanding the text structure of students class IX Junior High School Jambi Medan categorized very well.
2. From the indicators on understanding the characteristics of this language obtained an average percentage of 90.97%, therefore it can be said that understanding the characteristics of language class IX Junior High School Jambi Medan categorized very well.
3. From the indicator on the ability in writing is obtained an average percentage of 90.28%, therefore it can be said that Ability In Writing class IX Junior High School Jambi Medan categorized very well.

## Bibliography

- Alwi, Hasan, *dkk.*, 2003. *Indonesian Standard Grammar*. Jakarta: Balai Pustaka.
- Arikunto, Suharsimi. 2010. *Research Procedure: A Practical Approach*. Jakarta: Rineka Cipta.
- Depdikbud. 2007. *Indonesia Dictionary*. Jakarta: Balai Pustaka.
- Eka, *dkk.*, 2004. *Journal of Words (Language and Literature)*, Vol. 1. No. 1. FKIP Lampung.
- Emzir. 2014. *Research Methodology of Quantitative and Qualitative Education*. Jakarta: PT Raja Grafindo.
- Gede, *dkk.*, 2015. *Journal of Indonesian Language and Literature Education Department*, Vol. 3. No. 1. 2015. Undiksha.
- Keraf, Gorys. 1984. *Composition*. Jakarta: Nusa Indah.
- Kemendikbud. 2013. *The Book Teachers Indonesia Expression of Self and Academic Class X*. Jakarta: Kemendikbud.
- Kemendikbud. 2014. *Indonesian Expression of Self and Academic SMA / MAA / MAK Class X*. Jakarta: Kemendikbud.
- Kosasih, Engkos. 2013. *Intelligent Indonesian Language for SMA / MA Class X Mandatory Groups*. Jakarta: Erlangga.
- Mahsun. 2014. *Text in Indonesian Lessons*. Jakarta: PT Raja Grafindo Persada.
- Nazir, Mohammad. 2011. *Research methods*. Jakarta :Ghalia Indonesia.
- Priyanti, Endah. 2014. *Design of Indonesian Learning in Curriculum 2013*. Jakarta: Bumi Aksara.
- Sudjana. 2002. *Statistical Method*. Bandung: TARSITO.
- Sugiyono. 2010. *Educational Research Methods*. Bandung: Alfabeta.
- Sukmadinata, Nana Syaodih. 2010. *Educational Research Methods*. Bandung: PT. Remaja Rosdakarya.
- Tarigan, Henry Guntur. 2008. *Reading as a Language Skill*. Bandung: Angkasa.
- Wibowo, Wahyu. 2001. *Language Management*. Jakarta: PT. Gramedia Pustaka Utama.