

Design and Analysis of MC-CDMA Transceivers Model Based Fourier Transform

Aktham Hasan Ali
Institute of Technology Baghdad, Iraq

Abstract

The fast development of design wireless communications results in a demand for systems that are dependable and have a high spectral efficiency. To accomplish these demands, the multicarrier modulation system, often called Orthogonal Frequency Division Multiplexing (OFDM), has drawn a lot of attention. On the other hand Code Division Multiple Access (CDMA) techniques have been considered to be a candidate to support multimedia services in mobile radio communications. In this work, MC-CDMA Transceivers block has been studied extensively, and an analysis of proposed model based on Fourier transform on different multipath channels.

Keywords: MC-CDMA, OFDM, IFFT, FFT.

1. Introduction

Digital wireless communication system, like cellular systems and wireless LANs, along with devices such as small laptop computers, PDAs and mobile phones, have enabled the development of wireless networking as that now mobile users expect to be able to use the same multimedia applications as fixed users. Code division multiple access (CDMA) is a channel access method used by a variety of digital radio communication technologies. CDMA is an example of multiple accesses, which is where several transmitters can send information simultaneously over a single communication channel. This allows a number of users to share a band of frequencies. To permit this to be achieved without undue interference between the users, CDMA employs spread-spectrum technology and a special coding scheme. CDMA is used as the access a technique in many mobile phone standards like CDMA One, CDMA2000 (the 3G evolution of CDMA One), and WCDMA (the 3G standard used by GSM carriers), which are often referred to as simply CDMA. The technology of code division multiple access channels has long been known. In the USSR, the first work devoted to this subject was published in 1935 by Professor Dmitriy V. Ageev.(Ageev, 1935) It was shown that through the use of linear methods, there are three types of signal separation: frequency, time and compensatory. The technology of CDMA was used in 1957, when the young military radio engineer Leonid Kupriyanovich in Moscow, made an experimental model of a wearable automatic mobile phone, called LK-1 by him, with a base station. LK-1 has a weight of 3 kg, 20–30 km operating distance, and 20–30 hours of battery life. The base station, as described by the author, could serve several customers. In 1958, Kupriyanovich made the new experimental "pocket" model of mobile phone. This phone weighed 0.5 kg. To serve more customers, Kupriyanovich proposed the device, named by him as correlator.[4][5] In 1958, the USSR also started the development of the "Altai" national civil mobile phone service for cars, based on the Soviet MRT-1327 standard, the phone system weighed 11 kg it was placed in the trunk of the vehicles of high-ranking officials and used a standard handset in the passenger compartment. The main developers of the Altai system were VNIIS (Voronezh Science Research Institute of Communications) and GSPI (State Specialized Project Institute). In 1963 this service started in Moscow and in 1970 Altai service was used in 30 USSR cities. Short for **Code-Division Multiple Access**, a digital cellular technology that uses **spread-spectrum** techniques. Unlike competing systems, such as GSM, that use **TDMA**, CDMA does not assign a specific frequency to each user. Instead, every channel uses the full available spectrum. Individual conversations are encoded with a pseudo-random digital sequence. CDMA consistently provides better capacity for voice and data communications than other commercial mobile technologies, allowing more subscribers to connect at any given time, and it is the common platform on which 3G technologies are built. CDMA is a military technology first used during World War II by English allies to foil German attempts at jamming transmissions. The allies decided to transmit over several frequencies, instead of one, making it difficult for the Germans to pick up the complete signal. Because Qualcomm created communications chips for CDMA technology, it was privy to the classified information. Once the information became public, Qualcomm claimed patents on the technology and became the first to

commercialize it. Multicarrier CDMA schemes can be broadly categorized into two groups. The first type spreads the original data stream using a spreading code and then modulates different carriers with each chip, i.e., spreading the chips in the frequency domain. This is usually referred to as MC-CDMA and is the technique of interest to us (Lajos L. Hanzo, 2001, Haohong Wang, 2009). The second type spreads the serial to parallel converted streams using a spreading code and then modulates different carriers with each data stream, i.e., spreading in the time domain (Hui Liu and Huiun Yin, 2001, Khairnar, 2014). Again there are two schemes reported in this spreading in time domain approach based on the subcarrier frequency separation. Denoting the bit duration as T_b and the chip duration as T_c , then the subcarrier spacing in one system is $1/T_c$ and the other is $1/T_b$. The former is called the Multicarrier DS-CDMA (MC-DS-CDMA) and the latter is called the Multi-tone CDMA (MT-CDMA). The performance of these two schemes has been studied for an uplink channel in (Lajos L. Hanzo, 2001, K. Wirisal, 2002). Hara (Prasad, 1997) has shown that MC-CDMA outperforms MC-DS-CDMA and MT-CDMA in terms of downlink BER performance. MC-CDMA is thus an attractive technique for the downlink. In 1993 Persson et al. (A. Persson et al, 2003), proposed MC-CDMA, mainly due to the OFDM modem's ability to reduce ISI, combination of orthogonal frequency division multiplexing and code division multiple access (CDMA) has been subject to intensive research lately and called multi-carrier CDMA or MC-CDMA (Sadayuki Abeta, 2001, M. J. Juntti, 1997). An MMSE receiver was analyzed for MC-CDMA transmission over a mobile channel with Doppler effect in (L. Hanzo, 2000), (Hany Farid and Eero P. Simoncelli, 2004, Yang, 2005). Its performance was shown to be better than uncoded OFDM.

2. The Simulation Block Diagram

The block diagram of MC-CDMA transmitter is shown in Figure 2. The input data stream is spread using the spreading sequence which could be a Walsh-Hadamard code or a PN sequence. The resultant chips after spreading the symbols are modulated into different subcarriers using the IFFT operator. The end few symbols are appended at the beginning of the frame to act as the cyclic prefix. The cyclic prefix maintains Orthogonality between the subcarriers in a multipath channel. The receiver first removes the cyclic prefix and then performs an FFT operation of the received symbols and brings them back to the frequency domain. Then despreading and decoding of the chips in frequency domain are performed.

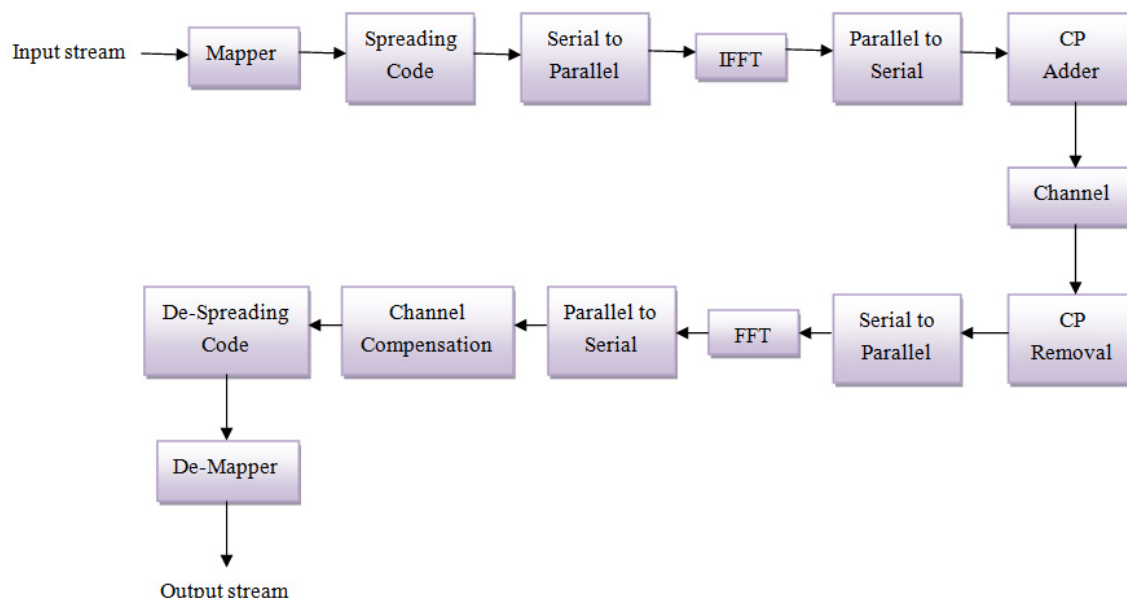


Figure 1 Block Diagram of MC-CDMA Transceivers Based Fourier Transform

3. Simulation Results of the Proposed Design:

The BER performance of MC-CDMA Transceivers Model is simulated in this section, the performance of this model will be studied under different channel characteristics, like delay spread, path gain of the reflected path

and the Doppler frequency which make the interference rejection problem more difficult. , in this paper the Walsh-Hadamard (code 20) has been used with 32 bits of zeros are added. A simulation of the two systems has been made using MathWorks TM in the MATLAB® R20013a software package. And the BER performance of the two systems will be considered in different channel models which are AWGN, and AWGN+ frequency selective fading channel, with a bit rate of 5 Mbps and 64 subcarriers are used in this simulation. Table. 1 shows the parameters of the system used in the simulation.

Table.1: Simulation Parameters

Modulation Types	QPSK
Bandwidth	5 MHz.
Number of FFT points	64
Walsh-Hadamard Code	Walsh-Hadamard, 32 bit
Cylices Prefix	26 Symbol
Bit Rate	5 Mbps
Channel model	Flat Fading + AWGN
	Frequency Selective Fading +AWGN

3.1 Performance of the Proposed MC-CDMA OFDM Two-User

In this part the spreading consists of multiplying the input data by a pseudo-random or pseudo-noise (PN) sequence, the bit rate of which is much higher than the data bit rate. This increases the data rate while adding redundancy to the system. The ratio of the sequence bit rate to the data rate is known as the spreading factor. When the signal is received, the spreading is removed from the desired signal by multiplying it by the similar PN sequence that is accurately synchronized to the transmitted PN signal. When such a despreading operation is applied to the interferer's signals, perfectly there is no more contribution to the user of interest's signal level. This is achieved in CDMA systems by assigning each user/transmitter distinct codes that have low cross-correlation properties, like the perfect orthogonal codes or any one of the PN, sequences. The next sections highlight the dissimilar sequences, their properties, and the transmission and receiving environments in which they yield attractive performance. In Figures 2, 3, 4 and 5 Two-User comparison. a two-user data transmission system with the two data streams being separately spread by dissimilar orthogonal codes.

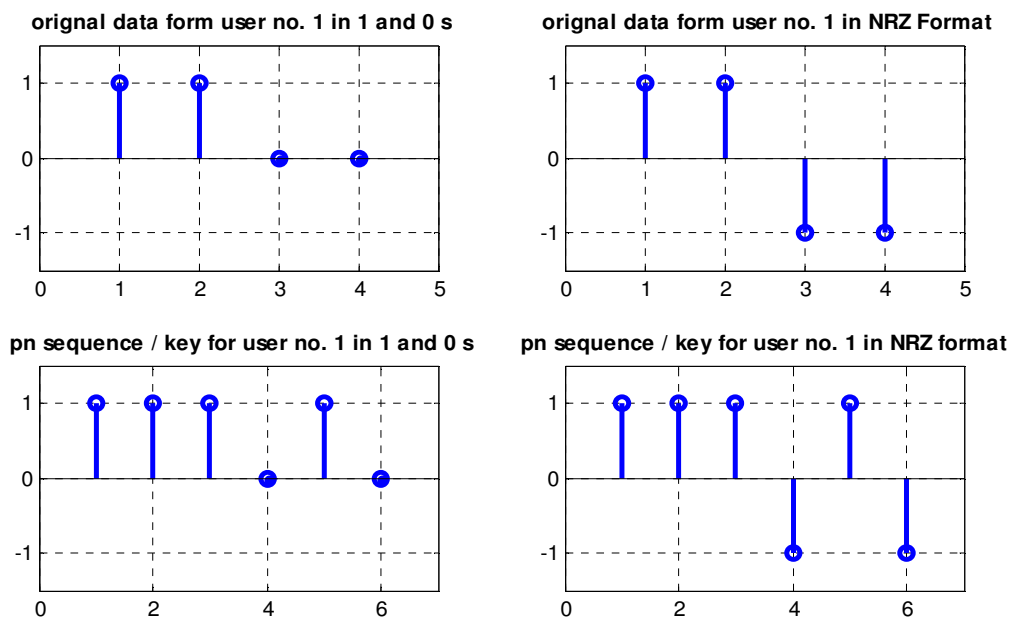


Figure 2 Explain the original data and pn sequence/key for user 1

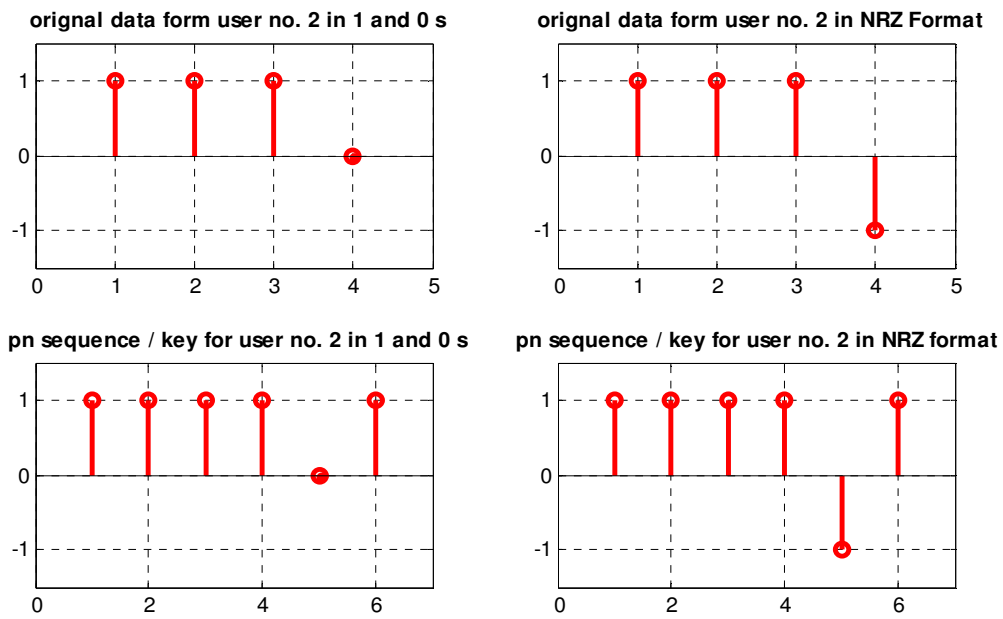


Figure 3 Explain the original data and pn sequence/key for user 2

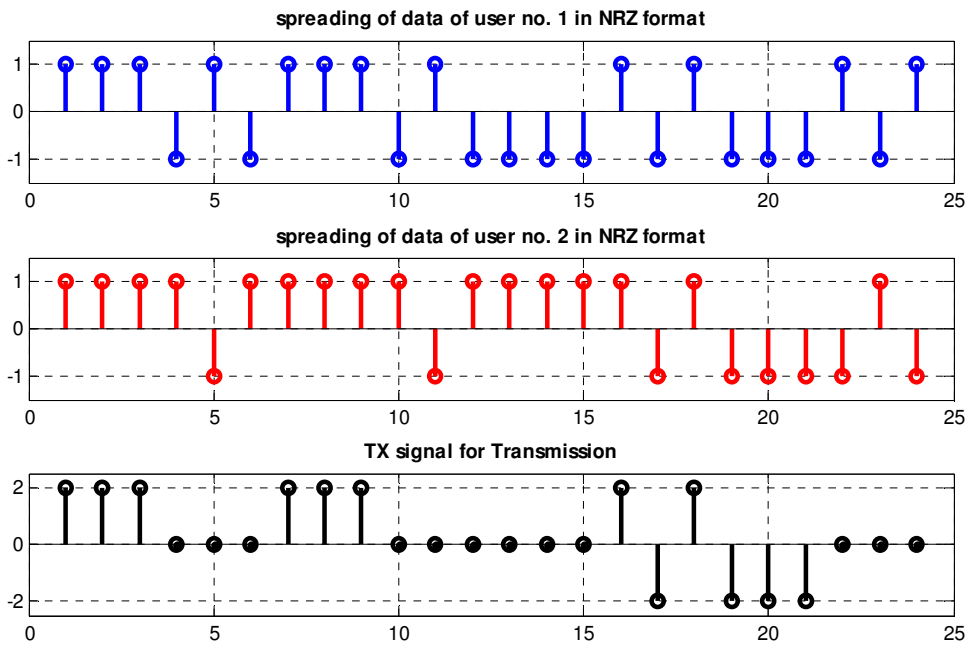


Figure 4 Explain Spreading of Data of user 1, 2 and TX Signal for Transmission

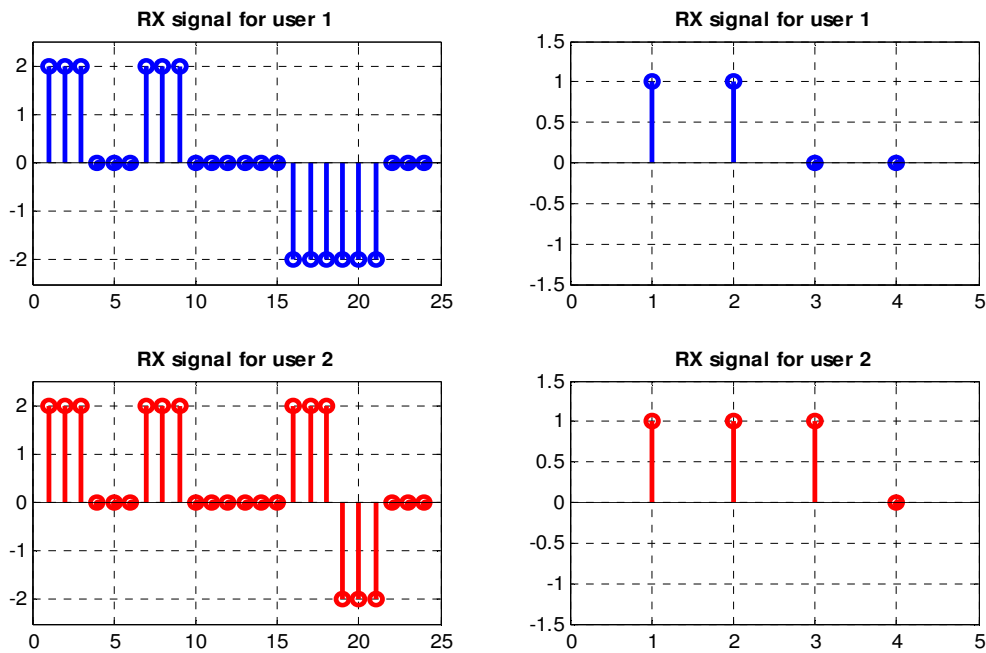


Figure 5 Explain RX Signal for user 1 and 2

3.2 Performance of the Proposed MC-CDMA OFDM in AWGN Channel

In this part, the channel here is modeled as an Additive White Gaussian Noise, from Figure.2, it is found that the proposed system OFDM MC-CDMA OFDM does worked with SNR= 23.5dB at BER=10⁻³

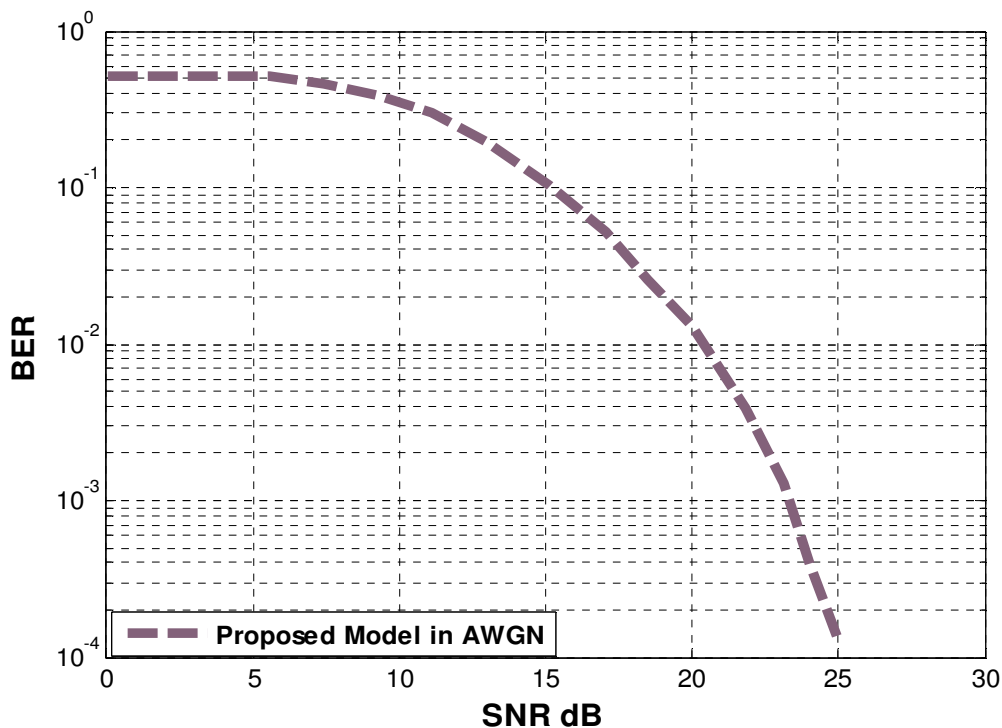


Figure.2 BER Performance of Proposed Model in AWGN

3.3 Performance of the Proposed MC-CDMA OFDM in Flat Fading Channel

In this kind of channel, the signal will be affected by the flat fading in addition to AWGN; in this case all the frequency components in the signal will be affected by a constant attenuation and linear phase distortion of the channel, which has been chosen to have a Rayleigh's distribution. A Doppler frequency of 10 Hz is used in this

simulation. From Figure.3, it can be seen that for BER= 10^{-3} the SNR required for OFDM MC-CDMA is about 25dB, choice Doppler Shifts are used, the values taken are 100Hz, 500Hz and the BER vs. SNR are given in the two Figure.4 and Figure.5 below 32 dB and 44 dB respectively.

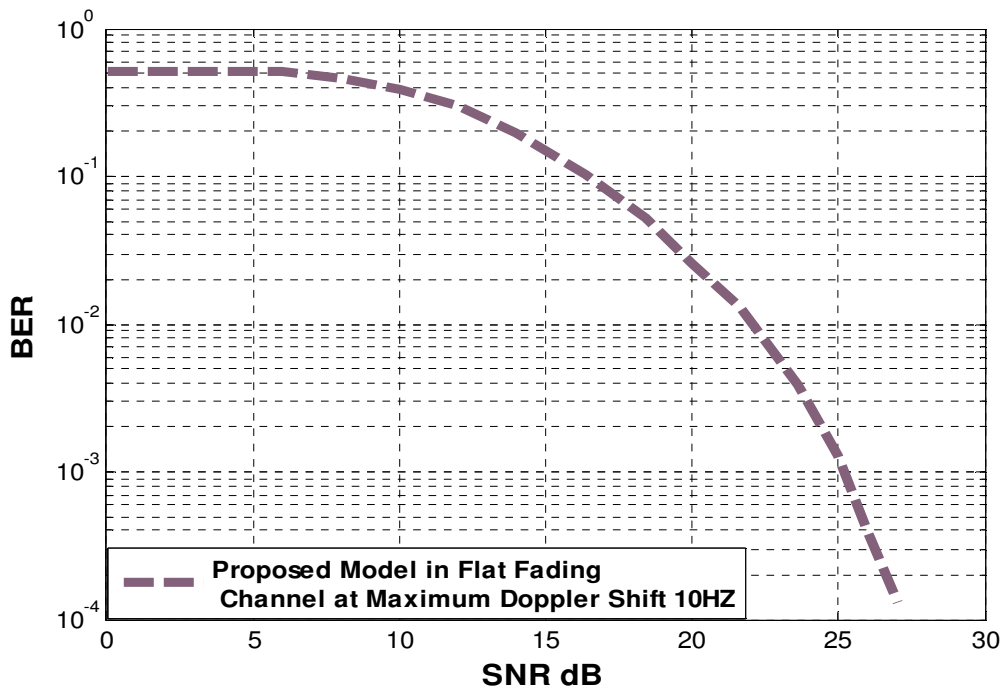


Figure.3 BER Performance of Proposed Model in Flat Fading Channel at Maximum Doppler Shift 10HZ

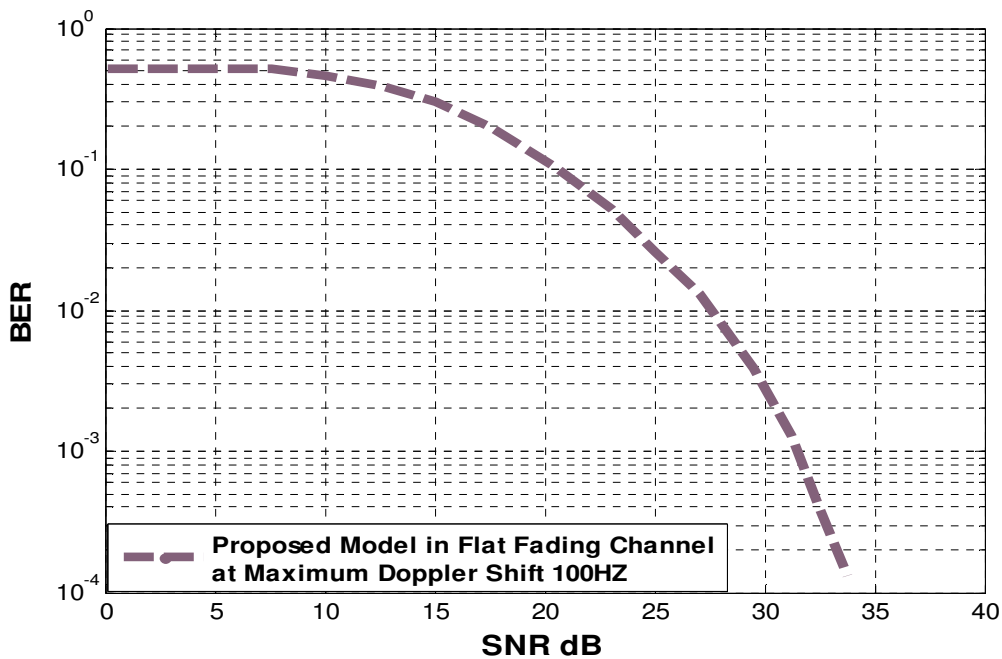


Figure.4 BER Performance of Proposed Model in Flat Fading Channel at Maximum Doppler Shift 100HZ

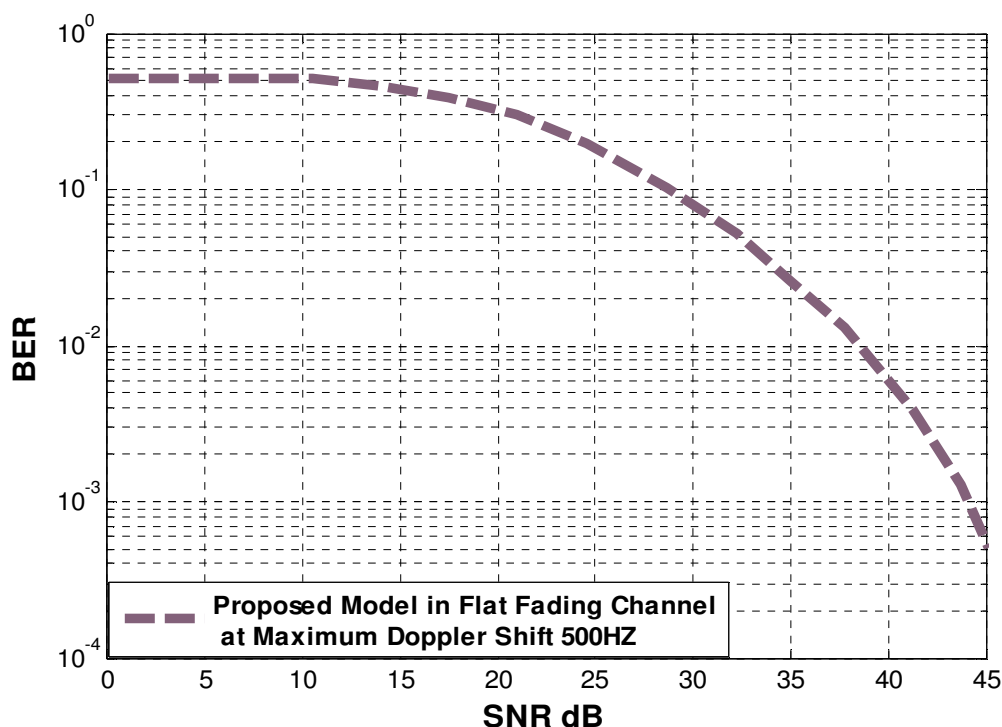


Figure.5 BER Performance of Proposed Model in Flat Fading Channel at Maximum Doppler Shift 500HZ

3.4 Performance of the Proposed MC-CDMA OFDM in Selective Fading Channel

In this part, the channel model is assumed to be selective fading channel, where the parameters of the channel in this case corresponding to multipaths where two paths are selected the LOS and second path the LOS path having Average Path Gain equal 0dB and Path Delay 0, where the second path has Average Path Gain -8dB and path Delay one sample as shown in Figure.6 at Maximum Doppler shift 10Hz it is obvious from this Figure, that BER performance of for OFDM MC-CDMA .The OFDM MC-CDMA has BER performance of 10^{-3} about 27.5dB .following that, the three systems are tested on other different parameter by changing first the Maximum Doppler Shift, setting the parameter to 100Hz and then to 500Hz, the values are shown in Figure.7 and Figure.8 for Doppler Shift parameter test, at 100Hz has BER performance of 10^{-3} about 38dB and at 500 Hz has poor BER performance at 10^{-3} .

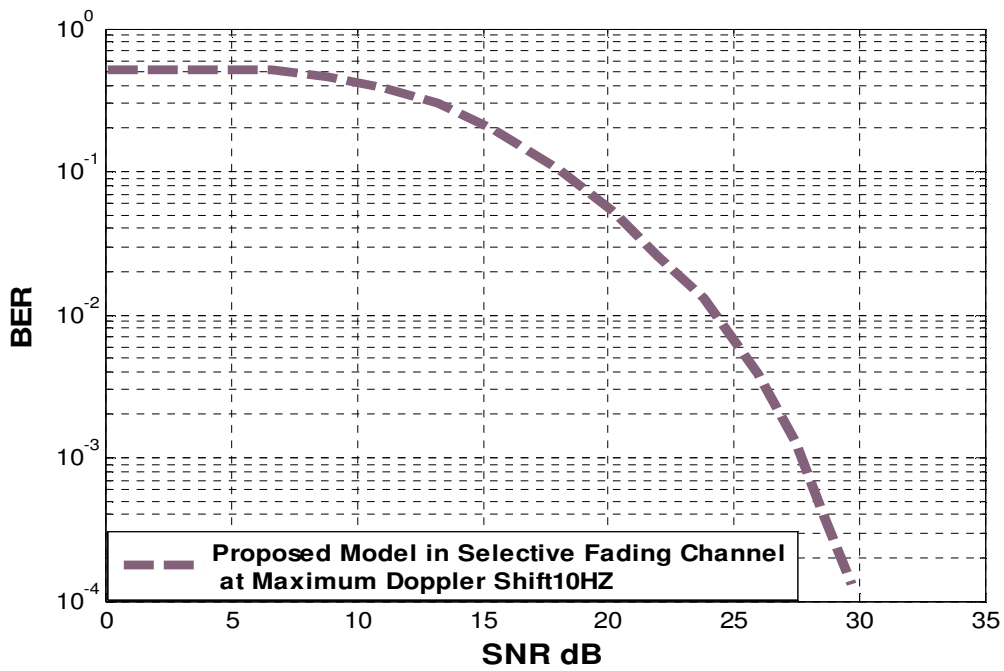


Figure.6 BER Performance of Proposed Model in Selective Fading Channel at Maximum Doppler Shift 10HZ

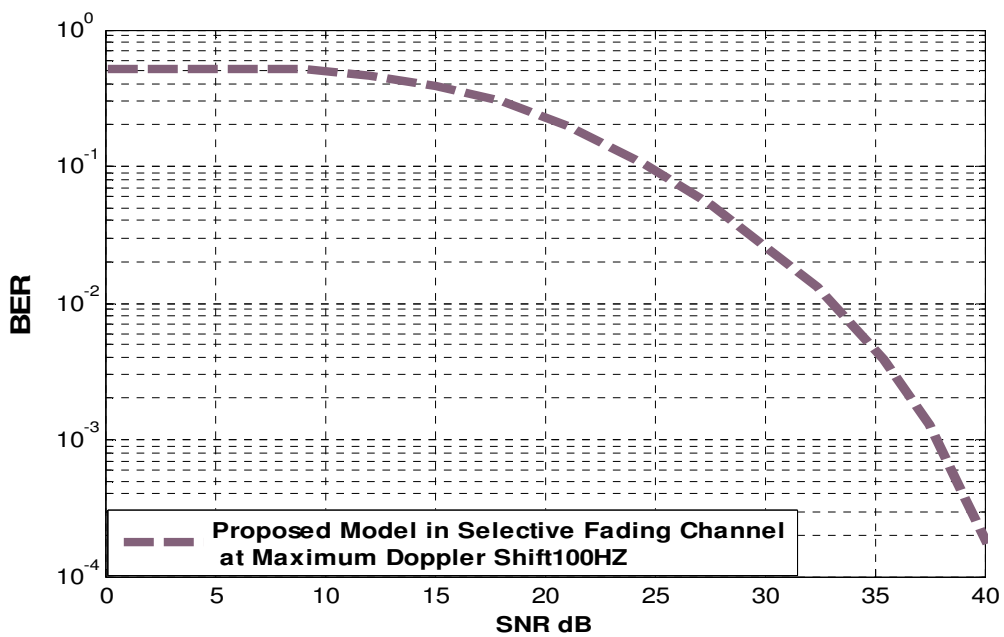


Figure.7 BER Performance of Proposed Model in Selective Fading Channel at Maximum Doppler Shift 100HZ

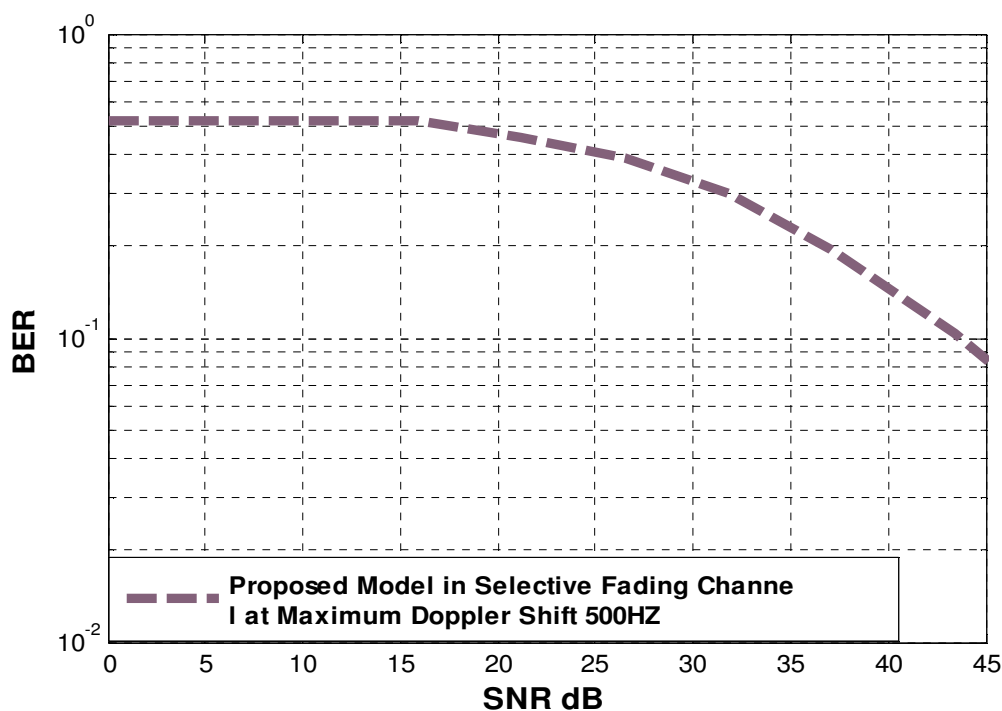


Figure.8 BER Performance of Proposed Model in Selective Fading Channel at Maximum Doppler Shift 500HZ

4. Conclusion

In this paper, we proposed the baseband transceiver architecture of a downlink MC-CDMA communication system. At first, a set of MC-CDMA system specifications suited for 3G WCDMA environments was designed. Based on the specifications, a transmitter with subcarrier data scrambling was introduced. Then we designed and integrated all necessary modules in a baseband MC-CDMA receiver, including a symbol boundary detector, a carrier frequency recovery loop, a timing frequency recovery loop, a channel estimator, and a combining and despreading block. In the receiver, two novel techniques that enhanced the system performance, joint carrier/timing frequency error estimation and frequency-domain interpolation-based channel estimation, were implemented. Simulation results showed that the scrambling in the transmitter and the two new receiver algorithms greatly improved the MC-CDMA system performance. The simulation results also showed that the maximum aggregate uncoded data rates that can be transmitted reliably in mobile/stationary multipath fading channels were 5.4/10.8Mbps, respectively. As a result, the proposed MCCDMA baseband transceiver algorithm/architecture can play an important role in future high-data-rate downlink communications over mobile multipath fading channels.

References

- A.PERSSON ET AL 2003. A Unified Analysis for Direct-Sequence CDMA in the Down Link of Systems *IEEE Transactions on Communication* \.
- AGEEV, D. V. 1935. Bases of the Theory of Linear Selection. Code Demultiplexing. *Proceedings of the Leningrad Experimental Institute of Communication.*, 3–35.
- HANY FARID AND EERO P. SIMONCELLI 2004. Differentiation of Discrete Multidimensional Signals. *IEEE TRANSACTIONS ON IMAGE PROCESSING, VOL. 13, NO. 4, APRIL 2004*, 13.
- HAOHONG WANG, L. K., AJAY LUTHRA, SONG CI, 2009. *4G Wireless Video Communications*.
- HUI LIU AND HUIUN YIN 2001. Receiver Design in Multi -carrier Direct Sequence CDMA Communications *IEEE Trans. on Comm*, 49.
- K.WIRISAL. 2002. *OFDM Air Interface Design for Multimedia Communication* [Online]. [Accessed].
- KHAIRNAR, V., BHOPAL, M. P., INDIA ; MATHUR, JITENDRA ; SINGH, HEMA, 2014. Design and performance analysis of DS-SS rake receiver for wireless communication. *Electronics and Communication Systems (ICECS), 2014 International Conference on*.
- L.HANZO, K. Y. A. 2000. Hybrid Genetic Algorithm based Multi-user Detection Schemes for Synchronous CDMA systems 1400-1404.

- LAJOS L. HANZO, P. C., JURGEN STREIT, 2001. *Wireless Video communication ISBN: 978-0-7803-6032-7 1092 pages February 2001, Wiley-IEEE Press.*
- M. J. JUNTTI, E. A. 1997. Genetic algorithms for multi-user detection in synchronous CDMA. *IEEE Int. Sym on information theory ISIT97*, 492.
- PRASAD, S. H. A. S. 1997. Overview of Multi-carrier CDMA *IEEE Communication Magazine* 35, 126-133.
- SADAYUKI ABETA, E. A. 2001. Performance of Coherent Multi-carrier /DS-SS and MC-SS for broadband Packet Wireless Access. *IEICE, Trans. on Comm.*, E84-B.
- YANG, X. W. A. W. 2005. Performance of Space-Time Block-Coded Multicarrier DS-SS System in a Multipath Fading Channel. *International Symposium on Microwave Antenna Propagation and EMC Technology for Wireless Communication Proceedings*, 1551-1555.



Eng. Aktham Hasan Ali

Received his B.Sc. Academy of Engineering - Sarajevo - Bosnia's Republic in 1981, and received the M.Sc. degree in Electrical Engineering - University of Belgrade in 1983. Currently he is Assist Lecturer, Researcher and training supervisor, Dep. of Electronic in Institute of Technology Baghdad.

The IISTE is a pioneer in the Open-Access hosting service and academic event management. The aim of the firm is Accelerating Global Knowledge Sharing.

More information about the firm can be found on the homepage:
<http://www.iiste.org>

CALL FOR JOURNAL PAPERS

There are more than 30 peer-reviewed academic journals hosted under the hosting platform.

Prospective authors of journals can find the submission instruction on the following page: <http://www.iiste.org/journals/> All the journals articles are available online to the readers all over the world without financial, legal, or technical barriers other than those inseparable from gaining access to the internet itself. Paper version of the journals is also available upon request of readers and authors.

MORE RESOURCES

Book publication information: <http://www.iiste.org/book/>

IISTE Knowledge Sharing Partners

EBSCO, Index Copernicus, Ulrich's Periodicals Directory, JournalTOCS, PKP Open Archives Harvester, Bielefeld Academic Search Engine, Elektronische Zeitschriftenbibliothek EZB, Open J-Gate, OCLC WorldCat, Universe Digital Library, NewJour, Google Scholar

