

DTMF and CLIP decoding in a noisy area using adaptive approach

Mohamed MOUGHIT^{1,2,3}, Aicha SAHEL³, Abdelmajid BADRI³

1. National School of applied sciences, Khouribga, Morocco
2. Univ Hassan1, IR2M Laboratory, Faculty of Sciences and Techniques Settat, Morocco
3. Laboratory of Electronics, Electrical, Automation and Information Processing (LEEATI) Faculty of Science and Technology of Mohammedia, University Hassan II Mohammedia - Morocco

m.moughit@gmail.com, sahel_ai@yahoo.fr, abdelmajid_badri@yahooo.fr

Abstract

Multi-frequency signals are greatly used in telecommunication fields. Signaling and speech are such an example of multi-frequency signals exchanging through the telecommunication networks. Extracting the frequencies embedded in these signals is very useful for a lot of operations: like filtering, decoding, compressing.... We propose in this paper adaptive technique to process in real time multi-frequency signals and extracting the frequencies that they contain.

Keywords: DTMF, CLIP, Noise, Adaptive, Real Time

1. Introduction

Detecting frequencies of a multi-frequency signal is very used in telecommunication field. In fact, the information about a telephonic call as called number, calling number, establishment of a communication, compressing ... is defined by decoding the frequencies superposed in the signal. DTMF (dual-tone multi-frequency) signaling, CLIP (Calling Identification Presentation) signal and voice are examples of multifrequency signals that the telephone network is designed to carry.

DTMF signalling [3] is typically generated by a telephon set or possibly by a PBX (Private branch telephone exchange). DTMF digits may be consumed by entities such as gateways or application servers in the IP network, or by entities such as telephone switches or IVRs (Interactive Voice Response) in the circuit switched network. In fact, DTMF signaling converts decimal digits and the symbols '*' and '#' into sounds that share enough essential characteristics with voice to easily traverse circuits designed for voice.

In the DTMF signaling, there are, as illustrated by figure 1, four frequencies associated with the four rows, and three frequencies associated with the three columns. Each key specifies two frequencies. The DTMF signal for a key is the sum of two sinusoidal waves, one at each frequency. For example, when we push the key '8' of keypad's phone a sound with two tones, one at 852hz and the other at 1336hz will be generated.

The CLIP signal is transmitted during the ringing phase of a telephone call and contains information related to the caller as phone number, date and time of the call. The information that the PSTN (Public Switched Telephone Network) is transmitting to the terminal equipment is in a series of 8-bit words each bounded by a start bit (0) and a stop bit (1). Frequency Shift Keying modulation is used to transmit bits over a phone line. It assigns to "0" the frequency 2125hz while "1" is represented by the tone 1275hz.

Recently, a great number of algorithms for identifying the frequencies of a multi-frequency signal have been introduced into signal processing field. These algorithms compute first dsp (power spectrum density) of signals to extract the frequency with high energy. GOERTZEL, LEVINSON, and BURG[14,9] algorithms are such examples. These ones are widely used to compute the signal dsp and overcome mismatch in sampling that appears in DFT method [9]. But they are not very efficient in noisy area [11,13]. Also these algorithms can process only stationary signal [13]. While in reality, signals are non stationary due to the impact of the transmission medium noise.

In this paper we introduce adaptive techniques to decode both DTMF and CLIP signal. We propose the RLS algorithm to process in real time these multi-frequency signals and extract the frequencies that they contain. In fact, even if RLS method is complex and not very fast as LMS algorithm [24], it is

stable and does not require preliminary the choice scrupulously of the adaptive parameter which introduces the divergence of the LMS method particularly in presence of noises to decode those signals, we model them with a 4th adaptive all-pole filter. Then we deploy its coefficients that we compute using RLS algorithm to extract signal frequencies. The RLS method is presented below.

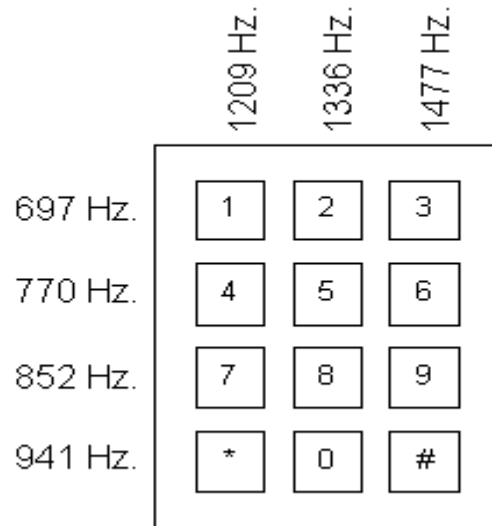


Figure 1: Allocation of frequencies for a push-button keypad

2. RLS Algorithm

The RLS (Recursive Least Squares) filtering [22,24] permits to determine the best predictor coefficients $(1, a_1, \dots, a_p)$ that minimizes the prediction error $e(n)$ defined by equation (2).

$$\tilde{x}(n) = -\sum_{k=0}^p a_k x(n-k) \quad (1)$$

$$e(n) = x(n) - \tilde{x}(n) \quad (2)$$

$x(n)$ is the desired signal at time n , while $\tilde{x}(n)$ is the N -length data vector used in prediction of $x(n)$.

The RLS problem requires finding the set of predictor coefficients $A_N(n) = [a_1, a_2, \dots, a_N]^T$ such that the cumulative squared error measure

$$E_m = \sum_{i=1}^n \lambda^{n-i} e(i)^2 \quad (3)$$

is minimized. The parameter λ , where $0 < \lambda < 1$, is a data weighting factor that may be used to weight recent data more heavily in the RLS computations. A value of λ in the range $0.95 < \lambda < 0.9995$ has proved to be effective in tracking local nonstationaries.

The best coefficient vector is obtained by setting the gradient of equation (3) to zero.

$$\frac{\partial E_m}{\partial a_k} = 0 \quad (4)$$

Using equation (2), it is easy to show that solution of (4) for $A_N(n)$ gives equation.

$$\left[\sum_{k=0}^n \lambda^{n-k} x_N(k) x_N(k)^T \right] \cdot A^T = \sum_{k=0}^n \lambda^{n-k} x_N(k) x(k) \quad (5)$$

This equation may be resolved using RLS algorithm .

In other hand, spectrum $S(Z)$ of the signal $x(n)$ is given by equation (6):

$$S(Z) = |X(Z^{-1})|^2$$

$$= \frac{E_m}{|1 + a_1 Z^{-1} + a_2 Z^{-2} + \dots + a_p Z^{-p}|^2}$$

$$= \frac{E_m}{|A(Z^{-1})|^2}$$
(6)

If we replace Z by $e^{2j\pi f}$ in the equation (6) , $S(e^{2j\pi f})$ will have peaks at the frequencies composites of the signal. Those frequencies may also be computed using the polynomials bellow.

$$Q(Z) = A_p(Z) + Z^{-(p+1)} A_p(Z^{-1})$$
(7)

$$R(Z) = A_p(Z) - Z^{-(p+1)} A_p(Z^{-1})$$
(8)

The roots of these polynomials called LSP (Line Spectrum Pair) are the frequencies superposed in the signal [6]. We find in the reference [10] some algorithms for computing the roots of polynomials $Q(Z)$ and $R(Z)$.

3. Results and discussions

In this section, we decode the real CLIP signal depicted in figure 2 using the DSP ADSP210 [25]. The CLIP signal is sent between the first and second ring. In this case the ring itself signals the burst of data.

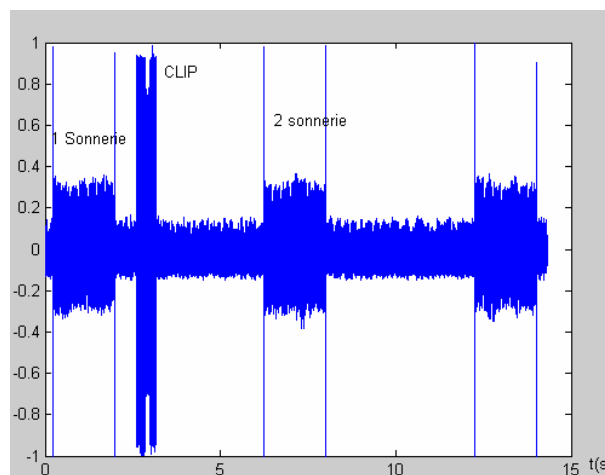


Figure2: Apparition of a Real CLIP signal

We take the received 24 KHz line value in accumulator. In fact, while the transmission speed is fixed, according to the V24 UIT recommendation, to 1200 bps the duration of a bit is 0.83 ms. By sampling the clip signal with 24 KHz, a bloc of 19 samples is available. The current bloc and the previous one affected with a scale factor are added. The process of the result permits to detect simultaneously the two bits send (figure 3) using a 4th adaptive filter. Data weighting factor used is 0.995. It was determined experimentally.

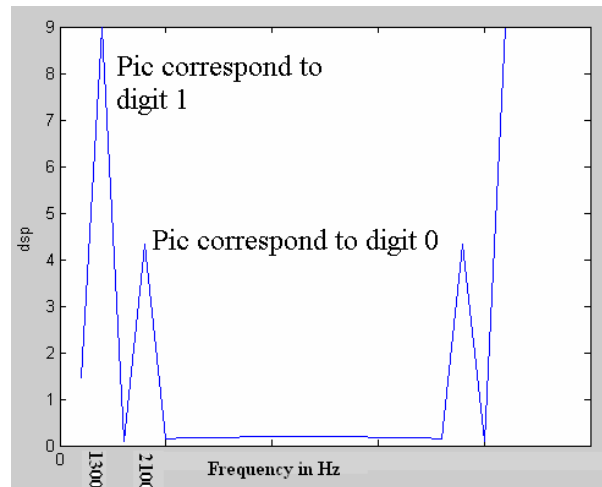


Figure 3: Decoding of the sequence 10

The same filter is also used to decode the DTMF signal 852+1336 Hz generated when we push the key 8 of the telephonic keypad. The signal generated is given as follow:

$$s(n) = a_1 \sin\left(\frac{2\pi n f_1}{F_e}\right) + a_2 \sin\left(\frac{2\pi n f_2}{F_e}\right) + \sigma^2 rand$$

F_e is sampling frequency. $\sigma^2 rand(1)$ is a MATLAB's function that simulates noise.

In Fact, when we push a key of keypad's phone, a DTMF signal with two frequencies is transmitted [1]. Frequencies are allocated to the various digits and symbols of a push-button keypads as shown in Figure 1.

Filter coefficients are computed using this method converge very fast to their optimal values (figure 4). Even if we decrease the ration S/B, the coefficients convergences are not influenced (figure 5). This shows the capability of RLS to decode multi-frequency signals in a noisy area.

Furthermore, roots of the polynomials $Q(Z)$ and $R(Z)$ established, coincide accurately with frequencies of th code 8 (table 1). The decoding time of a DTMF code is shown by table 2.

Table 1: Frequencies determined using RLS

| S/R(db) \ Samples Number | 100 | | 50 | | 25 | |
|--------------------------|------------------|-------------------|------------------|--------------------|------------------|--------------------|
| | f1 | f2 | f1 | f2 | f1 | f2 |
| 39.46 | 851.5 (0.06%) | 1335.7 (0.02%) | 850.5 (0.18%) | 1336 (0.00%) | 847.2 (0.56%) | 1334.2 (0.13%) |
| 20 | 850 (0.23%) | 1336 (0.0%) | 850.3 (0.2%) | 1334.3 (0.13%) | 849.7 (0.27%) | 1338.3 (-0.17%) |
| 10.34 | 850.5 (0.18%) | 1337 (0.07%) | 848.3 (0.43%) | 1339.7 (-0.28%) | 847.7 (0.5%) | 1335.1 (0.07%) |

Table 2: time required for the detection of a DTMF code

| | | | | |
|--------------------|------|------|------|------|
| Number of samples | 100 | 50 | 40 | 30 |
| Decoding time (ms) | 0.85 | 0.43 | 0.37 | 0.27 |

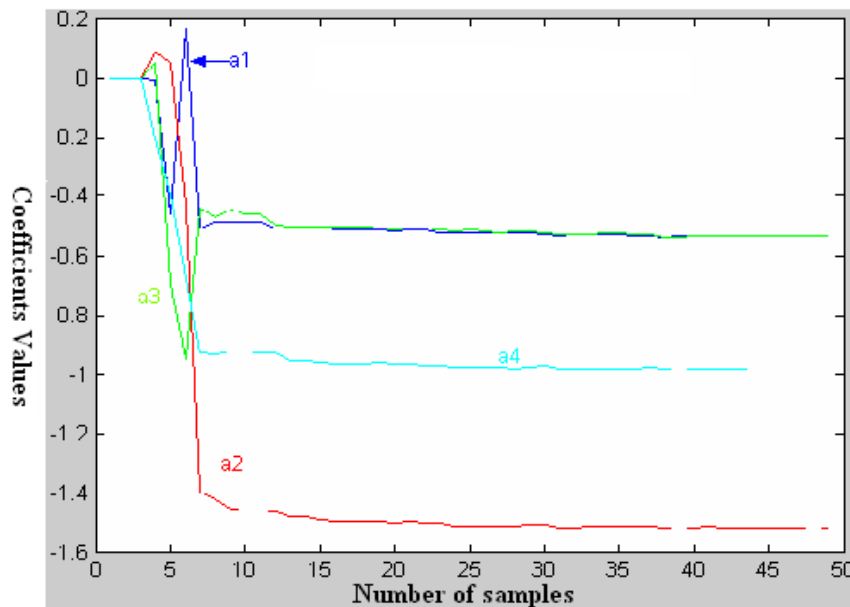


Figure 4: Convergence of adaptive filter coefficients to their optimal value

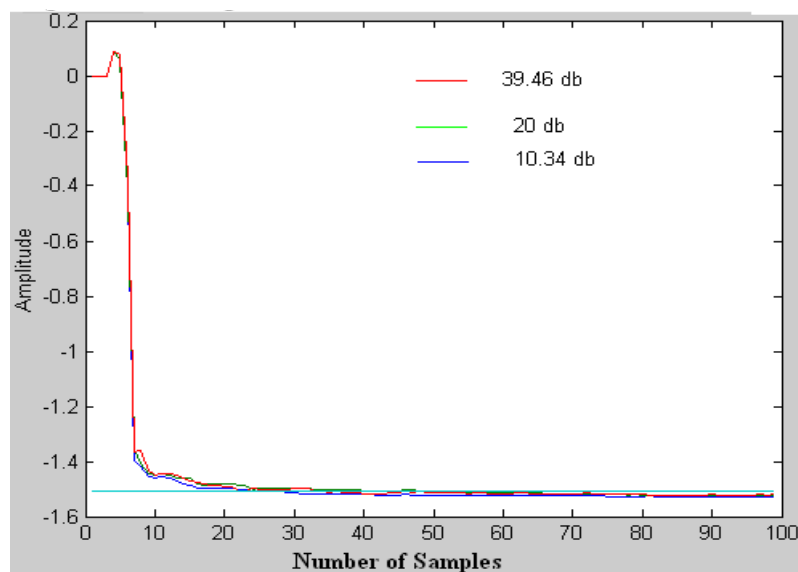


Figure 5: Convergence of coefficients a2

4. Conclusion

Adaptive filtering is an important basis for signal processing. We have shown in this paper that adaptive filter may be useful to decode multi-frequency signal in noisy area. We have illustrated their performance. We have also used RLS algorithm to decode simultaneously both DTMF and CLIP signal and we have noted that the RLS algorithm exhibits extremely fast convergence and permits to predict perfectly frequencies superposed in a multi-frequency signal in a real time.

The next step in our work will be the study of DTMF and CLIP events through H323 and SIP signaling features over IP networks.

5. Acknowledgements

This work falls within the scope of telecommunication projects. We would like to thank the Department of technology of the MESFCRST for financing our projects.

6. References

- [1] William Andrew Burnson and Wenjia Zhou, "Real-Time Voice Conversion : A Multirate 8Khz LPC Vocoder" ECE-420: Digital Signal Processing II, Spring 2011
- [2] C. Magi J. Pohjalainen T. Backstrom and P. Alku, "Stabilised Weighted Linear Prediction", Speech Communication, 51:401-411, 2009.
- [3] MS-DTMF] — v20121003, "RTP Payload for DTMF Digits, Telephony Tones, and Telephony Signals Extensions" Copyright © 2012 Microsoft Corporation. Release: October 8, 2012
- [4] Recommendation Q23 du CCITT
- [5] AN_2901CE_040, "Using the 73M2901CE DTMF Detector", Rev. 2.0 © 2009 Teridian Semiconductor Corporation
- [6] ETSI EN 300 659-3 v1.3.1 (2001-01)
- [7] Texas Instrument, "Caller ID (CID) Algorithm User's Guide", Literature Number: SPRU632 March 2003
- [8] Min Soo Park, Woo jin song, "Adaptive IIR Filtering with combined regressor and combined error", Signal processing Vol 56, P 191-197
- [9] SOPHOCLES J. ORFANIDIS, "Optimum Signal Processing: An Introduction", Macmillan Publishing Company, 1985
- [10] PETER KABAL, RAVI PRAKASH RAMACHANDRAN, "The Computation of Line Spectral Frequencies Using Chebyshev Polynomials", IEEE Trans. Acous. Speech and Signal Processing, Vol ASSP-34 N °6, Dec 1986
- [11] S. GRASSI, A. DUFAUX, M. ANSORGE, AND F. PELLANDINI, "Efficient algorithm to compute LSP parameters from 10 th-order LPC coefficients", ICASSP 97 on Acoustic, Speech, and Signal Processing
- [12] FRANK K.SOONG, HWANG JUANG, "Line Spectrum Pair (LSP) and Speech Data Compression", Proc. IEEE. Int. Conf. Acoust. Speech Signal Processing pp 1.10.1-1.10.4, 1984
- [13] SONALI BAGCHI, SANJIT K. MITRA, "Efficient robust DTMF decoding using the subband NDFT", Signal Processing 56 (1997) 255-267
- [14] MOUGHIT Mohamed, "Traitement en temps réel des signaux multifréquences. Applications aux signaux de signalisation et de parole dans les réseaux de télécommunications", thèse de doctorat, FSB 2007
- [15] Bob Watson, FSK : "Signals and Demodulation", Wj Communication, vol 7 N 5, 2001
- [16] UIT Recommendation T.50, , "Internationnal Reference Alphabet IRA (Formerly International Alphabet No 5 or IA5 -7- bit coded character set for information interchange" 1992
- [17] S. Bagchi, S.K , "efficient robot DTMF decoding using the subband NDFT", Signal processing vol 56, page 255-267, (1997)
- [18] Markos G. Troulis "Implementing an FSK demodulator", University of Crete, Dept. of Computer Science, HY-430: Digital Communications, Dec. 2003
- [19] T.Toda, H. Saruwatari et K. Shikano "Voice Conversion algorithm based on gaussian mixture model with dynamic frequency warping of straight spectrum", Proc of ICASSP, N° I-97-I-100, 2004
- [20] S. NEFTI, "Segmentation automatique de parole en phone : Correction d'étiquetage par l'introduction des mesures de confiances", thèse, université de Rennes 1, Décembre 2004

-
- [21] Shu Hung Leung, Tin Ho Lee and Wing Hong Lau “Total Least Squares Linear Prediction for Frequency Estimation with Frequency Weighting”, IEEE, trans on communications, 28, 1997
- [22] S. THOMAS ALEXANDER, “Adaptive Signal Processing Theory and Applications”, Texts and Monographs in Computer Science, 1986
- [23] Markos G. Troulis, “Implementing an FSK demodulator”, University of Crete, Dept. of Computer Science, HY-430: Digital Communications, Dec. 28 2003
- [24] Komal R. Borisagar and Dr. G.R.Kulkarni “Simulation and Comparative Analysis of LMS and RLS Algorithms Using Real Time Speech Input Signal”, Global Journal of Researches in Engineering, Vol.10 Issue 5 (Ver1.0) October2010
- [25] “Adsp2100 Family User’s Manuel”, ANALOG DEVICES TECHNICAL REFERENCE BOOKS, Prentice Hall, 1994