

Use of Titanium Dioxide Reaction for Degradation of Chlorophenol

Mo'ayyed Shawaqfah¹⁾

¹⁾ Department of Civil and Environmental Engineering, Mu'tah University, Al-Karak-61710, P.O. Box 7, Al-Karak, Jordan. E-mail: moaiad@mutah.edu.jo

ABSTRACT

The use of Titanium Dioxide (TiO_2) reaction for degradation of Chlorophenol (CP) has been investigated. Initial TiO_2 concentration of 10 mg.L^{-1} and 40 minutes of reaction time was enough to eliminate 100 mg.L^{-1} of CP from the wastewater. The bio-treatability of the solution (BOD_5/COD ratio) was improved from 0, for the untreated CP solution, to 0.18 (corresponding $\text{BOD}_{21}/\text{COD}$ was 0.24). The pre-treated solution biodegradability enhancement was verified by performing biological oxidation for the pre-treated solutions. The biomass used in aerobic digestion is fresh activated sludge from municipal wastewater treatment plant. More than 80% of the Total Organic Carbon (%TOC) elimination was obtained by co-digestion of the pre-treated solution with wastewater. The hydraulic retention times used in the bioreactors were of the same order of magnitude of those used at domestic wastewater treatment plants; i.e., between 12 and 24 hours. Kinetic studies based on pseudo-first order kinetics have also been carried out with the demonstration of constants to be ranged between 0.67 and $1.7 \text{ L.g TVSS}^{-1}.\text{h}^{-1}$.

KEYWORDS: Aerobic reactor, Biodegradability, Chlorophenol.

INTRODUCTION

Chlorophenolic compounds are of wide use in the production of wood preservers, pesticides and biocides, and constitute an important class of recalcitrant pollutants (Xiangchun et al., 2003). They were reported in the waste of petrochemical industries, oil refinery, plastic, pulp, and insulation material (Raung, 1984; Liu et al., 1991; Heidi et al., 2004). These compounds cause serious environmental problems, due to their high toxicity, recalcitrance, bioaccumulation, strong odor emission, persistence in the environment and suspected carcinogenicity and mutagenicity (Contreras et al., 2003; Wang et al., 2000). Chlorophenol concentration in the groundwater from a contaminated aquifer was reported as high as $25\text{--}55 \text{ mg.L}^{-1}$ (Edgehill and Finn, 1982). In wastewater, the concentrations are higher than 200 mg.L^{-1} (Ormad et al., 2001; Xiangchun et al., 2003). These findings illustrate the seriousness of chlorophenol

pollution and the importance of an effective method for treating chlorophenol-containing wastes.

In this study, chlorophenol (CP) was chosen as the target pollutant, because it has been found in many industrial effluents, and formed during manufacturing of herbicides (Antizar-Ladislao and Gali, 2003). CP can also cause a noticeable harm to human such as irritation of the respiratory system, damage of kidneys, liver and blood-forming organs (Standard Methods, 1985). Chloroaromatics were reported to have many side effects on skin adsorption (Miller et al., 1988).

In general, biological treatment of wastewater is often the most economical alternative when compared with other treatment options. However, if conventional biological treatment methods are used, microorganisms are easily inhibited by toxic compounds like chlorophenols (Yu and Hu, 1994; Hirvonen et al., 2000). Additionally, the biomass is easily lost from the system thus greatly reducing the treatment efficiency.

TiO_2 oxidation has been carried out successfully to mineralize many organic compounds. An important drawback of these AOPs (Advance Oxidation

Processes) is that their operational costs are relatively high (Ghaly et al., 2001; Jemenz et al., 2002; Kaczmarek et al., 2002; Farkas and Dekany, 2002; Contreras et al., 2001). As an economical way for treating bio-recalcitrant organic wastes, previous studies attempted some form of combination of the chemical oxidation with biological processes (Marco et al., 1997; Ledakowicz, 1998; Chamarro et al., 2001; Sarria et al., 2002; Ben Abderrazik et al., 2002; Oussi et al., 1997; Al Momani et al., 2002). Generally, the chemical process would be used as a pre-treatment in order to increase biodegradability and to remove toxicity of the wastewater (Pitter and Chudoba, 1991; Al Momani et al., 2001), while the biological process completes the

final mineralization of the organic matter (Scott and Ollis, 1995; Sarrià et al., 2002; Contreras et al., 2003).

The TiO₂ photo-assisted system has received special attention as a potential wastewater treatment process. To date, there are a few works that explore the possible combination of this system with a biological oxidation step for the wastewater treatment (Pulgarin et al., 1999; Parra et al., 2000; Sarria et al., 2003). In this sense, this study attempts to fill this gap focusing on the mineralization of CP, through integrated processes.

Accordingly, the effect of the TiO₂ process on biodegradability improvement of 100 mg.L⁻¹ CP solution has been studied. The aerobic biological degradation of the pre-treated solutions has been tested.

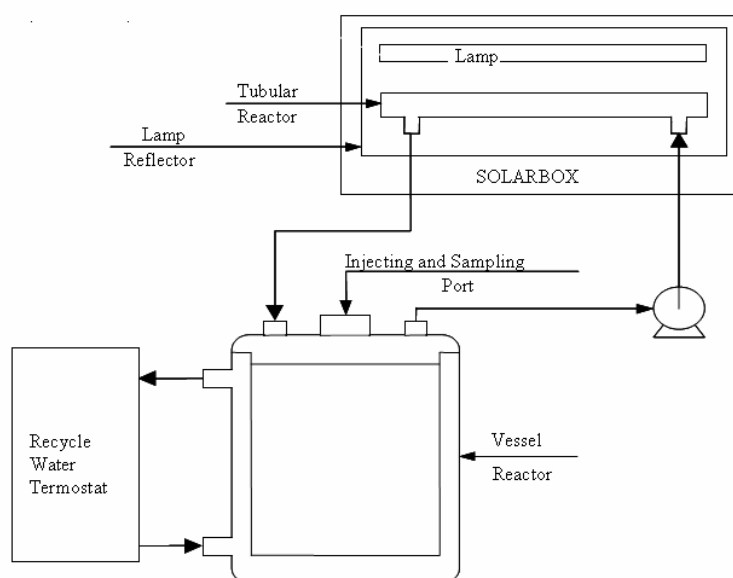


Figure 1: Experimental setup

MATERIALS AND METHODS

Reagents

The reagents used in the experimentation were: chlorophenol (>98%, Merck), sodium hydrogen sulphite solution (40% W/V, Panreac), uranyl nitrate (98%, Panreac), oxalic acid (99.5%, Panreac), potassium permanganate (99%, Probus), acetonitrile (99.8%, isocratic grade for HPLC, Merck), phosphoric acid (85.5%, Probus), potassium dichromate (99%, Probus), mercury sulphate (98%, Probus), silver sulphate (98%, Probus), sulphuric acid (95-98%, Fluka) and Millipore water (Milli-Q Millipore system with an 18 MΩcm⁻¹

resistivity). Stock solutions and all reagents were prepared with millipore water.

Analytical Methods

Chlorophenol concentration was followed by reverse-phase High Performance Liquid Chromatography (HPLC). A Waters HPLC apparatus (photodiode array detector 996, auto sampler 717 and controller 600) with Millennium software was used. The reverse-phase column used was a Spherisorb ODS2, 5μ, 25 X 0.46 cm. The mobile phase was a mixture of water, acetonitrile and phosphoric acid (60:40:0.5 %) isocratically delivered by a pump at a flow rate of 1

$\text{mL}\cdot\text{min}^{-1}$. To assure result reasonability, the standard solution and the tested concentration measurements were repeated 3 times, obtained results were averaged, tested and gave as a maximum 5 % standard deviation of the mean value.

The Total Organic Carbon (TOC) was determined by a Dohrmann D-C-190 high temperature analyzer provided with an auto sampler. The precision in TOC measurements was in the range of $\pm 1 \text{ mg}\cdot\text{C}\cdot\text{L}^{-1}$.

Biological Oxygen Demand ($\text{BOD} \pm 3 \text{ mg O}_2\cdot\text{L}^{-1}$) was measured according to the procedures explained in (Standard Methods, 1985), section 5210D by means of an oxitop system (VELP Scientific).

Chemical Oxygen Demand ($\text{COD} \pm 3 \text{ mg O}_2\cdot\text{L}^{-1}$) was also followed as indicated in the (Standard Methods, 1985), section 5220D.

Analysis of Total Suspended Solids (TSS) and Total Volatile Suspended Solids (TVSS) was performed following the guidelines given by the (Standard Methods, 1985), sections 2540D and 2540E, respectively.

Installations

A) Photo-reactor

The experiments were carried out in a 5 L experimental device presented in Figure 1. The photo-reactor is equipped with germicides low-pressure mercury lamp, placed in its centre. The lamp with a total power of 40 W emits radiation basically at 253.7 nm.

The UV light intensity entering to the photo-reactor was measured periodically (each 100 irradiation hours) by chemical actinometry. Through the actinometry, the radiation fluxes entering the reactor, at the beginning and the end of experiments, were 13.8 ± 1.5 and $12.9 \pm 1.5 \mu\text{Einstein}\cdot\text{s}^{-1}$, respectively.

Procedure

All the experiments were carried out in batch mode, with a recirculation flow rate of $100 \text{ L}\cdot\text{h}^{-1}$. Experiments were performed at (21-25) $^{\circ}\text{C}$ and atmospheric pressure. In each experiment, $100 \text{ mg}\cdot\text{L}^{-1}$ of CP and $40 \text{ mg}\cdot\text{L}^{-1}$ TiO_2 solutions were prepared with tap water. The solutions were perfectly mixed to guarantee that all CP was dissolved. The pH of the reaction solution was allowed to evolve freely. The photo-reactor was filled with the solution, and it was allowed to circulate for 5

minutes through a peristaltic pump. Then UV light was switched on immediately. The initial and final solutions from the reactions were directly used for COD and BOD determination.

B) Biological Reactor

Aerobic biological oxidation was completed in two 1.5 L reactors, equipped with a magnetic stirrer and an air diffuser. The initial biomass for both reactors was sewage sludge coming from a municipal wastewater treatment plant located in Mutah (Jordan). The reactor biomass was fed during 4 weeks with municipal wastewater ($\text{TOC} \approx 70 \pm 16 \text{ mg}\cdot\text{L}^{-1}$) obtained from the same treatment plant. During this time, the biomass concentration, measured as TVSS, was stabilized at approximately $1 \text{ g}\cdot\text{L}^{-1}$ in both reactors.

Bio-oxidation Procedure

After four weeks of start-up, the pretreated solutions were used as part of the feeding mixture. Before feeding the reactors, pre-treated solution pH was adjusted to 7.0 and nutrients, containing NH_4Cl , CaCl_2 , FeCl_3 , MgSO_4 and buffer solution, were added according to the procedure explained in (Standard Methods, 1985), section 5210D.

The reactors worked in semi-continuous stirred tank conditions, with hydraulic retention times compressed between 10 days and 12 hours. The percentage of pretreated solution in the feeding mixture was progressively increased.

RESULTS AND DISCUSSION

Biodegradability Improvement of CP

CP is not a readily biodegradable compound as it can be seen from BOD value (BOD_5 and $\text{BOD}_{21} = 0.0$). The use of low TiO_2 concentration is advantageous for the following reasons:

- Higher TiO_2 concentration in the reaction solution reduces the UV transmissivity and decreases the reaction rate.
- Fe (II) at a higher concentration may act as oxidative species scavenger (Murphy et al., 1989) and the overall reaction is decelerated.
- Low amounts of TiO_2 avoid sludge precipitation and its subsequent separation when the treated solution is neutralized before the biological process.

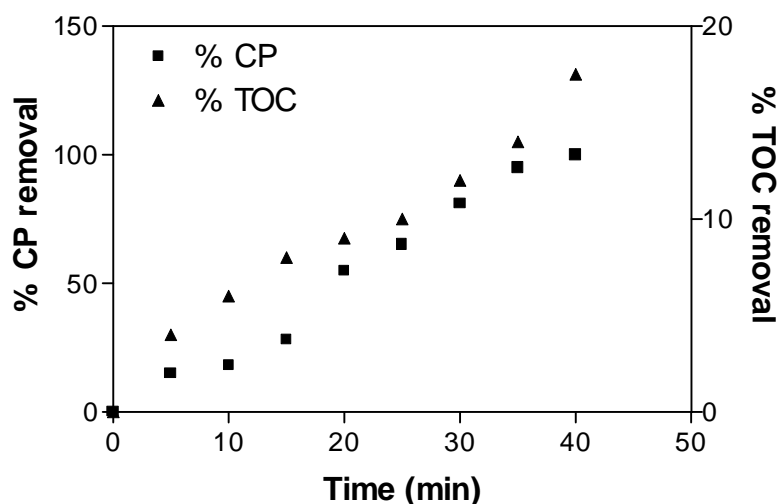


Figure 2: CP % removal and TOC % removal as functions of the reaction time

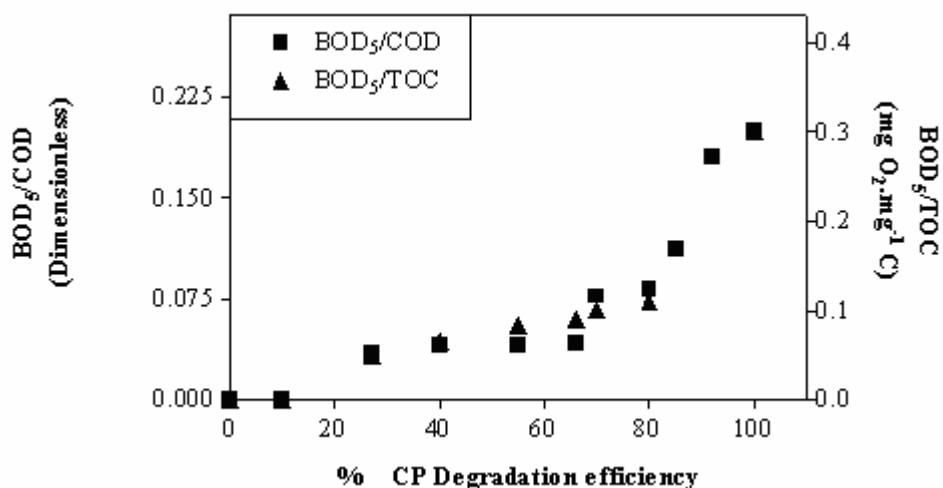


Figure 3: The evolution of BOD₅/COD and BOD₅/TOC as functions of % CP degradation efficiency

Figure 2 presents CP removal efficiency and total organic carbon elimination efficiency as functions of the reaction time. The reaction is considered one of the most powerful oxidants used in water treatment. It was observed that the CP degradation rate depended on the reaction progress. All CP was degraded (100 % CP degradation efficiency) when TiO₂ used was at a concentration of 10 mg.L⁻¹. At this condition, Total Organic Carbon (%TOC) elimination was decreased by 17.5 %.

The biodegradability of the pre-treated solutions was followed throughout the experiments. Figure 3 shows the BOD₅/COD and BOD₅/TOC ratios evolution as a function of CP removal efficiency. BOD₅/COD and

BOD₅/TOC ratios started to increase as the remaining concentration of CP in the solution decreased. A considerable improvement on biodegradability was observed at the point where more than 75% of the initial CP was removed. When all CP had been eliminated (100% degradation efficiency), the BOD₅/COD and BOD₅/TOC of the solution were 0.2 and 0.40, respectively. Obtained results may suggest that some of the primary intermediates of CP are not easily biodegradable or need more oxidation to increase their biodegradability. In general, a BOD₅/COD ratio between 0.3 and 0.4 is considered as a cut-off limit between biodegradable and hard biodegradable effluent (Metcalf and Eddy, 1985).

Table 1: CP bio-oxidation results at different feed ratios and different HRT values

Feed ⁽¹⁾	HRT (days)	OLR (mg.C.L ⁻¹ .day ⁻¹)	TOC _i (mg.C.L ⁻¹) ⁽²⁾ (n° of samples)	TOC _f (mg.C.L ⁻¹) ⁽²⁾ (n° of samples)	TOC %
15/80	10	25	30 (2)	12.4 (2)	58.6
20/80	5	46	39 (4)	12.7 (4)	67.6
20/80	2	98	45 (5)	11.8 (5)	73.7
30/70	2	44	45.8 (5)	9.6 (5)	79
50/50	2	64	67.5 (5)	14.6 (6)	78.4
70/30	2	150	76.6 (5)	14.9 (5)	80.5
100/0	2	23	21.8 (7)	10.2 (7)	44
100/0	1	38	28.2 (10)	10.8 (10)	61.5
100/0	0.5	70	29.4 (10)	13.0 (10)	55.8

(1) % pre-treated solution to wastewater.

(2) Error has been calculated for 95% confidence level.

Numbers in parentheses correspond to the number of samples used in calculation; the average result has a 95% confidence level error.

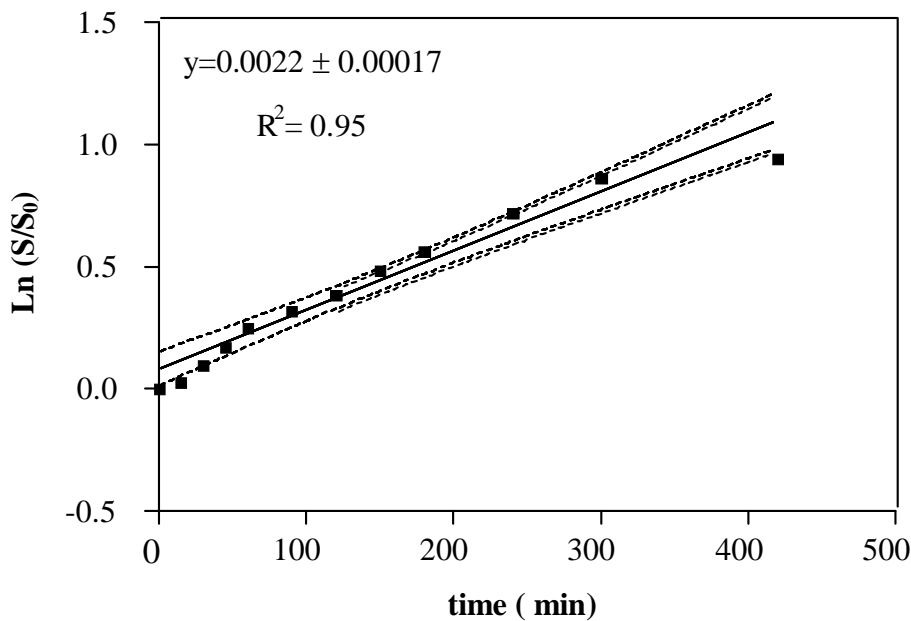


Figure 4: Kinetic fitting of bio-oxidation of pre-treated solution in biological reactor (HRT=12 hours, feed 100% pre-treated solution, T=23±2 °C, pH=7.0±0.4, V_r=1.5 L and TVSS=0.13 g/L)

Aerobic Biological Oxidation

Based on photo oxidation results and the data related to biodegradability improvement, it was decided to use, in feeding the bio-reactors, the pre-treatment solution with CP degradation efficiency of 100% (corresponding to a BOD₅/COD ratio of 0.18). Under these conditions, total organic carbon concentration of pre-treated solution was around 32 mg C.L⁻¹. The reactor was fed a mixture of CP pre-treated solution and municipal

wastewater. The amount of CP pre-treated solution and hydraulic retention times (HRT) were varied. To start with, the concentration of treated solution was 20 V/V % (i.e., 20% V/V CP pre-treated solution and 80% municipal wastewater), the amount was increased progressively until the reactors' feed was 100 % CP pre-treated solution. HRT was also decreased gradually; starting with 10 days and decreased to 12 hours.

Table 2: Kinetic constant values (K_0) for bio-reactor at different pre-treated solution percentages and different HRTs

Reactor	HRT	R ²	X (g TVSS.L ⁻¹)	K ₀ (L.gTVSS ⁻¹ .h ⁻¹)
Bio-reactor fed 100% pre-treated solution (number of samples)	1 day	0.96	0.13 (4)	0.78
	12 h	0.98	0.13 (2)	1.02

Table 1 summarizes the results obtained in both biological reactors. Results include initial Total Organic Carbon (TOC_i) after feeding the reactor (i.e., at the beginning) of bio-oxidation cycle, final Total Organic Carbon (TOC_f) (i.e., at the end of biooxidation cycle), Total Organic Carbon (%TOC) elimination and the Organic Loading Rate (OLR). Experimental results were recorded after the reactor was assumed to be under steady state conditions. All working conditions gave average total organic carbon elimination values higher than 50%. When biological reactor feed was 70 % of CP pre-treated solution and 2 days HRT; TOC elimination was 80.5% .

Kinetic Study

Monod (1949) model has been the most widely used one to describe the processes of biological degradation of compounds in wastewaters. If one of the essential requirements (substrate and nutrients) for bacterial growth were present in limited amounts, it would be depleted first and growth would cease. Assuming that the intermediates formed in the pre-treatment step follows a Monod model and the organic matter removal follows first-order kinetics (as the treated solution is a multi-component system, i.e., $K_s \gg S$) (Chudoba, 1990), the biological reactor kinetics could be described by:

$$-\frac{1}{X} \frac{dS}{dt} = \frac{kS}{(K_s + S)} = K_0 S \quad (1)$$

where K_0 is the pseudo-first order kinetic constant (L.g⁻¹ VSS. hr⁻¹), S is the concentration of growth-limiting substrate in the solution, here presented as dissolved organic carbon (TOC), [mgTOC.L⁻¹] and K_s the Monod semi-saturation constant [mgTOC.L⁻¹]. If Eqn. (1) is integrated with the initial condition $S=S_0$ for $t = 0$, the result is

$$\ln\left(\frac{S_0}{S}\right) = K_0 t \quad (2)$$

According to Eqn.(2), a plot of $\ln(S_0/S)$ versus time must lead to a straight line. Figure 4 shows the plot obtained for the bioreactor operated with CP pre-treated solution with a degradation efficiency of 100% and 12 h HRT (calculations were performed with 95% confidence level, dashed line in the figure). A good correlation of the experimental points to a straight line ($R^2 > 0.95$) confirms the validity of the proposed model. Table 2 provides the K_0 values for both reactors working at 100% of pre-treated solution and HRTs of 12 and 24hr (between brackets, samples' numbers). Beltran et al. (2000) and Contreras et al. (2003) have studied the aerobic bio-degradation of phenolic and chlorophenolic solutions pre-treated by AOP's. The reported kinetic values are in agreement with the values obtained in this study.

Moreover, it was observed that the rate constant at an HRT of 12 hours is faster than that at an HRT of 24 hours. The obtained tendency may aim to the way the reactor was fed. The bioreactor was operated for 11 cycles at an HRT of 24 hours and then 8 cycles at an HRT of 12 hours. The kinetic study, at each HRT, was performed during the last three cycles. Thus, more biomass acclimation can be expected for an HRT of 12 hours than for an HRT of 24 hours.

CONCLUSIONS

Data obtained from the TiO₂ treatment demonstrated that the biodegradability, measured as BOD₅/COD, was increased from 0 up to 0.2 (BOD₂₁/COD = 0.44). The most considerable enhancements in BOD₅/COD ratios were obtained when all CP had been depleted from the solution. At the same conditions, the mineralization of organic carbon was 17.5% and the average oxidation state was found to be 1.32.

Pre-treated solutions were biologically oxidized in two semi-continuous stirred tank reactors containing

fresh activated sludge obtained from municipal wastewater treatment plant. The results indicate that after pre-treatment, co-digesting the pre-treated solution with municipal wastewater, more than 82 % of TOC elimination can be achieved by aerobic bio-oxidation. The bio-reactor was operated in conditions similar to the operational conditions used in municipal wastewater plants (HRT values of 12 hours and 48 hours). A kinetic study based on the simplified pseudo-first order kinetic

model was conducted. Constants for CP pre-treated solution were found to be in the range of 0.67-1.7 L.g TVSS⁻¹.h⁻¹ for both reactors.

ACKNOWLEDGEMENTS

The authors are grateful to Dr. Fares Al Momani for his guidance and valuable suggestions throughout the present work.

Nomenclature

BOD ₅	Five days biological oxygen demand [mg O ₂ .L ⁻¹]
COD	Chemical oxygen demand (mg O ₂ .L ⁻¹)
HRT	Hydraulic retention time (days)
K _o	First order kinetic constant [L (g VSS.h) ⁻¹]
K _s	Monod semi-saturation constant [mg TOC.L ⁻¹]
OLR	Organic loading rate [mg C. L ⁻¹ .day ⁻¹]
S	Biodegradable substrate concentration [mg TOC. L ⁻¹]
TOC _f	Final total organic carbon [mg C.L ⁻¹]
TOC _i	Initial total organic carbon [mg C.L ⁻¹]
TOC%	% Total organic carbon elimination
X	Biomass concentration [g VSS. L ⁻¹]

REFERENCES

- Al Momani, F., Ben Abderrazik, N., Sans, C. and Esplugas, S. 2001. Impact of advance oxidation technology on biological treatment Effect on COD and biodegradability. *The 7th AOT's*, Niagara Falls, Canada.
- Al-Momani, F., Tourauda, E., Dumas, J.R.D., Roussy, J. and Thomas, O. 2002. Biodegradability enhancement of textile dyes and textile wastewater by VUV photolysis. *Journal of Photochem. and Photobiol. A: Chemistry*, 153 (1-3): 191-197.
- Al-Momani, F., Sans, C. and Espulgas, S. 2004. A comparative study of the advanced oxidation of 2,4-dichlorophenol. *J. of Hazardous Material*, B107, 123-129.
- Antizar-Ladislao, B. and Galil, N.I. 2003. Simulation of bioremediation of chlorophenols in a sandy aquifer. *Wat. Res.*, 37: 238-244.
- Beltran, J. H., Torregrosa, J., Domínguez, J. R. and Gracia, J. 2000. Treatment of black-olive wastewater by ozonation and aerobic biological degradation. *Wat. Res.*, 34 (14): 3515-3522.
- Ben Abderrazik, N., Al Momani, F., Sans, C. and Esplugas, S. 2002. Combine advanced oxidation with biological treatment. *Afinidad*, 59 (498): 141-146.
- Chamarro, E., Marco, A. and Esplugas, S. 2001. Use of Fenton reagent to improve organic chemical biodegradability. *Wat. Res.*, 35 (4): 1047-1051.
- Chudoba, J. 1990. Comment on the effect of reactor hydraulics on the performance of activated sludge systems. I. The traditional modeling approach. *Wat. Res.*, 24 (11): 1431-1438.
- Contreras, S., Rodríguez, M., Chamarro, E., Espulgas, S. and Casado, J. 2001. Oxidation of nitrobenzene by O₃/UV: the influence of H₂O₂ and Fe(III). Experiences in a pilot plant. *Wat. Sci. and Technol.*, 44 (5): 39-46.
- Contreras, S., Rodriguez, M., Al Momani, F., Sans, C. and Esplugas, S. 2003. Contribution of the ozonation pre-treatment to the biodegradation of aqueous solutions of 2,4 dichlorophenol. *Water Research*, 37: 3164-3171.
- Edgehill, R.U. and Finn, R.F. 1982. Isolation, characterization and growth kinetics of bacteria metabolizing pentachlorophenol. *Eur. J. Appl.*

- Microbiol. Biotechnol.*, 16:179-184.
- Farkas, A. and Dékány, I. 2002. Removal of 2-chlorophenol from water by adsorption combined with TiO₂ photo catalysis. *Applied Catalysis B: Environmental*, 39 (3): 247-256.
- Ghaly, M.Y., Hartel, G., Mayer, R. and Haseneder, R. 2001. Photochemical oxidation of p-chlorophenol by UV/H₂O₂ and photo-fenton process: a comparative study. *Water Management*, 21: 41-47.
- Gilbert, E. 1987. Biodegradability of ozonation products as a function of COD and DOC elimination by example of substituted aromatic substances. *Wat. Res.*, 21 (10): 1273-1278.
- Heidi, M. R., Chien, M. W., Tao, Y., Jun-Kyoung, K. and William, D. M. 2004. Catalytic hydrodechlorination of chlorophenols in aqueous solution under mild conditions. *Applied Catalysis A: General*, 271: 137-143.
- Heinzle, E., Stockinger, H., Stern, M., Fahmy, M. and Kut, O.M. 1995. Combined biological-chemical (ozone) treatment of wastewaters containing chloroguaicols. *J. Chem. Tech. Biotechnol.*, 62: 241-252.
- Hirvonen, A., Marina, T., Hentunen, J. and Tarhanen, J. 2000. Formation of hydroxyleted and dimeric intermediates during oxidation of chlorinated phenols in aqueous solution. *Chemosphere*, 41: 1211-1218.
- Jiménez, A.E., Estrada, C. A., Cota, A.D. and Román, A. 2000. Photocatalytic degradation of DBSNa using solar energy. *Solar Energy Materials and Solar Cells*, 60 (1): 85-95.
- Kaczmarek, H., Drag, R., Swiatek, M. and Oldak, D. 2002. The influence of UV-irradiation on poly(vinyl chloride) modified by poly (vinyl acetate). *Surface Science*, 507-510: 877-882.
- Ledakowicz, S. 1998. Integrated processes of chemical and biological oxidation of wastewaters. *Environent Protection Engineering*, 24 (1-2): 35-47.
- Liu, D., Maguire, R.J., Pacepavicius, G. and Dutka, B.J. 1991. Biodegradation of recalcitrant chlorophenols by cometabolism. *Environmental Toxicology and Water Quality*, 6: 85-95.
- Marco, A., Esplugas, S. and Saum, G. 1997. How and why to combine chemical and biological proceses for wastewater treatment, *Wat. Sci. and Technol.*, 35 (4): 321-327.
- Metcalf and Eddy, Inc. 1985. Wastewater engineering: treatment, disposal and reuse, 3rd ed., Mc Graw-Hill, New York, USA .
- Miller, R. M., Singer, G. M., Rosen, J. D. and Bartha, R. 1988. Sequential degradation of chlorophenols by photolytic and microbial treatment. *Environ. Sci. and Technol.*, 22 (10): 1215-1219.
- Monod, J. 1949. The growth of bacterial cultures. *Ann. Rev. Microbiol.*, 3: 371-378.
- Murphy, A.P., Boegli, W.J., Price, M.K. and Moody, C.D. 1989. A fenton-like reaction to neutralize formaldehyde waste solutions. *Environ. Sci. and Technol.*, 23: 166-169.
- Oussi, D., Mokrini, A. and Esplugas, S. 1997. Removal of aromatic compounds using UV/H₂O₂, *Journal of Photochem. and Photobiol.*, 1: 77-83.
- Ormad, M.P., Ovelleiro, J.L. and Kiwi, J. 2001. Photocatalytic degradation of concentrated solutions of 2,4-dichlorophenol using low energy light: identification of intermediates, *Applied Catalysis B: Environmental*, 32 (3): 157-166.
- Parra, S., Sarria, V., Malato, S., Péringier, P. and Pulgarin, C. 2000. Photochemical versus coupled photochemical-biological flow system for the treatment of two biorecalcitrant herbicides: metobromuron and isoproturon. *Applied Catalysis B: Environmental*, 27: 153-168.
- Pitter, P. and Chudoba, J. 1991. Biodegradability of organic substances in the aqueous environment, CRC Press, Boca Raton, FL, USA.
- Pulgarin, C., Invernizzi, M., Parra, S., Sarria, V., Polania, R. and Péringier, P. 1999. Strategy for the coupling of photochemical and biological flow reactors useful in mineralization of biorecalcitrant industrial pollutants. *Catalysis Today*, 54: 341-352.
- Raung, K.D. 1984. Theory and practice for the removal of phenols in wastewater. *Industrial Pollution Prevention and Control*, 3 (3): 88-103.
- Sarria, V., Parra, S., Alder, N., Péringier, P., Benitez, N. and Pulgarin, C. 2002. Recent developments in the coupling of photoassisted and aerobic biological processes for the treatment of biorecalcitrant compounds. *Catalysis Today*, 76: 301-315.
- Sarria, V., Deront, M., Péringier, P. and Pulgarin, C. 2003. Degradation of a biorecalcitrant dye precursor present in industrial wastewaters by a new integrated iron(III) photoassisted-biological treatment. *Applied Catalysis B: Environmental*, 40: 231-246.

- Scott, J.P. and Ollis, D.F. 1995. Integration of chemical and biological oxidation processes for water treatment: review and recommendations. *Environ. Prog.*, 14 (2): 88-103.
- Wang, Ch., Lee, Ch. M., Lu, Ch. J., Chuang, M. Sh. and Huang, Ch. Z. 2000. Biodegradation of 2,4,6-trichlorophenol in the presence of primary substrate by immobilized pure culture bacteria. *Chemosphere*, 41: 1873-1879.
- Water Pollution Control Federation. 1985. Standard methods for the examination of water and wastewater, 16th ed., American Public Health Association, American Water Works Association.
- Xiangchun, Q., Hanchang, S., Jainlong, W. and Yi, Q. 2003. Biodegradation of 2,4-dichlorophenol in sequencing batch reactors augmented with immobilized mixed culture. *Chemosphere*, 50: 1069-1074.
- Yu, Y-H. and Hu, S-T. 1994. Preoxidation of chlorophenolic wastewaters for their subsequent biological treatment. *Wat. Sci. and Technol.*, 29: 313-320.