

Knowledge and Health Care Seeking Behaviour About Neonatal Danger Signs Among Mothers Visiting Immunization Unit in Public Health Facilities of Debre Markos Town Northwest Ethiopia, June 2016

Habtamu Chanie (BSc, MSc)

Department of Midwifery, College of Medicine and Health Sciences, Debre Markos University, Ethiopia

Abstract

Background: Worldwide the average neonatal mortality was estimated to be 33 per 1000 live births. It is estimated that each year four million neonatal deaths occur, and almost exclusively in low income countries. Danger signs in the neonatal period are nonspecific and can be a manifestation of almost any newborn disease. One of the component in reducing the newborn morbidity and mortality is early recognition of sick newborn and the danger signs of illness and initiation of prompt treatment.

Objective: To assess knowledge and health care seeking behaviour about neonatal danger signs among mothers visiting immunization unit in Public Health Facilities of Debre Markos Town 2016.

Method: A facility based cross sectional study will be employed to assess knowledge and health care seeking behaviour of mothers about neonatal danger signs among mothers visiting immunization unit in public health facilities of Debre Markos, North West Ethiopia. Quantitative method of data collection will be deployed by using pre-tested structured interviewer administered questionnaire from a sample of 285 respondents. Systematic random sampling techniques were employed to select mothers with less than 1 year old infant.

Result: From the total respondents, about 197(69.1 %) mothers knew at least one neonatal danger signs. The most common mentioned neonatal danger signs were persistent vomiting, 133(70.7%), difficulty of breathing 132(69.8%), diarrhea 127(67.6%), and fever 124(66.0%). Only 35(18.6%), 26(9.7%), 8(2.9%) and 7(2.60%) identified pus discharge from umbilicus, hypothermia (decrease temperature), lethargy/unconsciousness and convulsions as neonatal danger signs respectively.

Conclusion and Recommendation: Most of the mothers were knowledgeable about neonatal danger signs. but, the rest who had no awareness and health care seeking practice should be addressed through maternal and child health services by designing an appropriate strategies including provision of targeted information, education and communication.

Keywords: Knowledge, Health care seeking behavior, Neonatal danger signs

DOI: 10.7176/JMPB/52-05

1. INTRODUCTION

Worldwide the average neonatal mortality is estimated to be 33 per 1000 live births. It is estimated that each year four million neonatal deaths occur, and almost exclusively in low income countries [1]. Three quarters of neonatal deaths occur in the first week of life, suggesting the need for early care [2]. Neonatal mortality now accounts for about two-thirds of global infant (0–1 year) mortality and about 3.8 million of the 8.8 million annual deaths of children under five [3].

Over the past several decades, the global incidence of child mortality has steadily decreased.

More than 40% of under-five deaths now occur in the first month of life—the neonatal period; thus, achievement of Millennium Development Goal 4 (MDG-4) for child survival depends on more effectively addressing neonatal deaths, particularly early deaths in the first week of life. Despite the progress made worldwide in newborn survival, the speed is low in developing countries where the burden of neonatal death accounted for 99% of all deaths [4, 5].

Ethiopia has managed to reduce child mortality by 67% in the year 2012 and already achieved the Millennium Development Goal (MDG) for child mortality three years ahead of schedule [6]. But still neonatal morbidity and mortality rates in Ethiopia remains among the highest in the world and stem from a range of socio-economic, political and demographic factors. Many of these deaths are preventable. Around 120,000 newborns die every year and the neonatal mortality rate is 37 per 1000 live births [7]. Childhood mortality levels are decreasing in Ethiopia. According to Ethiopian Demographic Health Survey (EDHS 2011), Neonatal Mortality Rate (NMR) is rate 37 per 1,000 live births. Infant mortality Rate (IMR) is 59 deaths per 1,000 live births for the five year before the survey compared with 77 deaths per 1,000 live births in 2005. Under-five mortality levels have also decreased from 123 deaths per 1,000 live births in 2005 to the current level of 88 deaths per 1,000 live births [8].

The newborn cannot explain or express their discomfort and therefore identification and diagnosis of illness may be delayed if parents are not intelligent, observant, and concerned [9]. Mothers are the primary caregivers of the newborn. Thus the knowledge of the mothers regarding newborn danger signs has a great influence on the

health of the newborn [10].

Integrated Management of Newborn and Childhood Illnesses IMNCI emphasize on mothers, community leaders and health workers to identify danger signs among newborns for early referral to appropriate health care provider/ facility. Early identification with prompt and appropriate referral serves as backbone of the programs aiming at reduction in neonatal mortality [11].

Absence of health care seeking and late seeking are associated with numerous infant deaths in developing countries. In these countries, easily treatable diseases like pneumonia and diarrhea are still the principal causes of illness and death among children under one year of age [12].

In order to achieve the intended goals on promotion of neonatal health and reduction of infant mortality at global, regional and national levels, it is important to study distribution of neonatal illnesses, Care-seeking Behavior, and direct enabling and disabling factors related to health systems which affect neonatal health [13].

Studies from developing countries have reported that delay in seeking appropriate care and not seeking any care contributes to the large number of child deaths [14]. Mothers need to know the danger signs of sick newborn. They can explain these signs to others or family member in a simple language so as to enable them to identify the danger signs and to seek early and prompt medical help. Hence, this study will be carried out to assess mothers' knowledge and health care seeking behavior about neonatal danger signs.

The greatest gap in newborn care is often during the critical first week of life when most neonatal deaths often occur at home and without any contact with the formal health sector. These conditions can be managed if mothers are aware of newborn danger signs and develop experience of early recognition and health care seeking behavior for newborn illness.

This study will assess knowledge of mothers about newborn danger signs and their health care seeking behavior. The results of the study will be used as base line information to design

appropriate policies, strategies, and intervention, which can improve mothers' early recognition of newborn danger signs and their health care seeking behavior and support the maternal and child health service improvement.

This study will contribute for the achievement of globally and nationally intended strategies and programs that promotes neonatal health and reduces infant mortality.

The results of the study will also add the evidence about mother's recognition of newborn danger signs and give background information for further studies in neonatal health and newborn survival.

2. OBJECTIVES

2.1. General objective:

To assess knowledge and health care seeking behaviour about neonatal danger signs among mothers visiting immunization unit in public health facilities of Debre Markos town 2016.

2.2. Specific objectives:

- To describe knowledge of mothers about neonatal danger signs.
- To assess health care seeking behaviour of mothers on neonatal danger signs.

3 METHODS.

3.1 Study area and period

The study will be conducted from June 2016 to September 2016 in public health facilities of Debre Markos town which is located at 299 Km Northwest of Addis Ababa and 265 Km Southeast of the Regional capital city, Bahir Dar. The town is divided in to seven kebeles. The town has 107, 254 total population size of which 52.1% are females. Out of the total females, 44.9% are in the reproductive age group and the numbers of households in the town are estimated to be 14,528. The town has one Referral Hospital, four Health centres, and two none governmental organizations (NGOs) clinics (Marie stops international clinics and family guidance association clinic (FGA)).

3.2 Study Design

A facility based cross sectional study design.

3.3 Population and sample

3.3.1 Source population:

The source population will be all mothers who had children age less than one year and who are attending public health facilities of Debre Markos town for immunization purpose.

3.3.2 Study population

The Study population will be all mothers who had children aged less than one year and who are attending health facility for immunization during data collection period in public health facilities of Debre Markos town.

3.4. Inclusion and Exclusion criterion

3.4.1 Inclusive criteria

Those mothers who had children aged less than one year and who are attending health facility for immunization during data collection period in public health facilities of Debre Markos town will be included.

3.4.2 Exclusive criteria

- ❖ If the infant brought by another person rather than the mother

3.5. Sample size determination and sampling technique:

3.5.1 Sample size determination:

The sample size (n) size is determined using single population proportion formula by considering the following assumptions: 95% confidence level, proportion (p) from finding 77.1% of mothers knew at least one neonatal danger sign from previous study [15] and 5% marginal error.

$$n = \frac{(Z_{\alpha/2})^2 p (1-p)}{w^2}$$

Where n= minimum sample size required for the study

Z= standard normal distribution (Z=1.96) with confidence interval of 95% and $\alpha=0.05$

P=prevalence/ population proportion (p= 0.771)

w= is a tolerable margin of error (w=0.05)

$$n = \frac{(1.96)^2 (0.771) (1-0.771)}{(0.05)^2}$$

n = 271

For possible none response during the survey the final sample size is increase by 5% to n = 271+5% which is 13.5 = 285

3.5.2 Sampling procedure

All governmental public health facilities in Debre Markos town will be included. The desired number of clients will be determined based on the amount of patient of flow in each health facilities using proportional allocation. Study participants will be selected by using systematic random sampling will be used to select the mothers that will be interviewed and the first mothers will be selected by lottery method. The data will be collected from Debre marekos referral hospital, hedasa HC, Debre markos HC, Westa HC, Gozamin HC

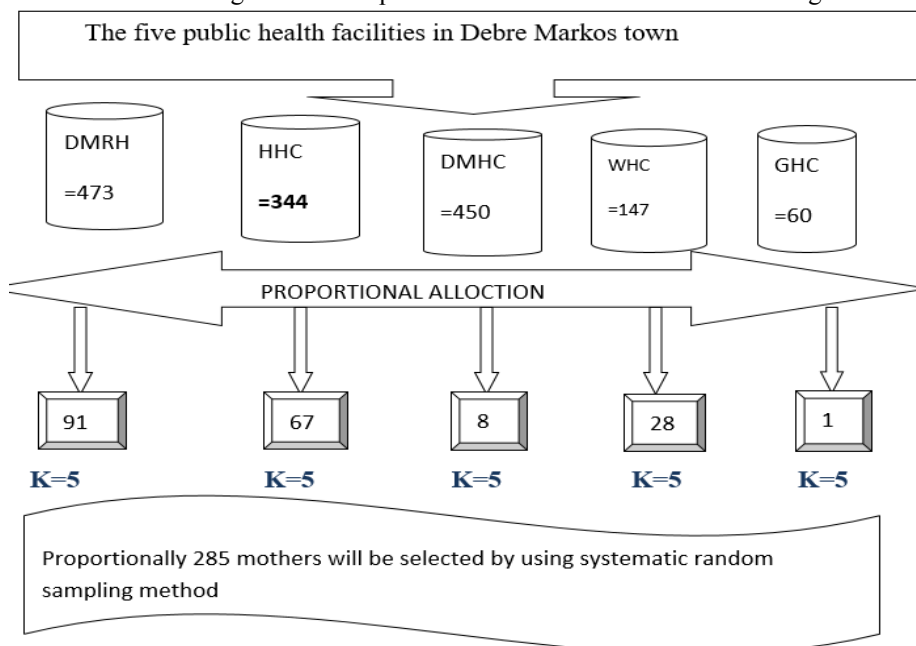
$$N \text{ in health centre} = NF * \frac{N_{\text{in health centre}}}{N_{\text{total}}}$$

Where: n in health center= proportion of mothers in a given health center

N-total = total number of mothers in the selected health centers

NF = Total sample size

N in a health center= average number of patient flow in immunization clinic in a given Health center.



3.6 Study variables:

3.6.1. *Dependent variable*

- ❖ Knowledge about neonatal danger sign.
- ❖ Health care seeking behaviour.

3.6.2. *Independent variable*

- ❖ Socio demographic(Age of mother, Age of child, Marital status, Ethnicity, Occupation, Religion, Mother educational level, Father educational level , Income, Number of children, Distance from the health center, Decision making ability, Perceived ability of health professionals, Place of delivery, Time of stay in hospital after deliver

3.6.3. *Operational Definition and definitions*

- ✚ Neonatal **danger signs**: refer to the presence of clinical signs that would indicate high risk of neonatal morbidity and the need for early therapeutic intervention.
- ✚ **Health Care Seeking Behavior**: is defined as any action undertaken by individuals who perceive they have a health problem for the purpose of finding an appropriate remedy and identify the danger sign for appropriate intervention.
- ✚ **Highly Knowledgeable**: mothers those who answered more than 80% of the knowledge questions.
- ✚ **Moderate knowledgeable**: mothers those who answered between 55%-79.9% of the knowledge questions.
- ✚ **Poor knowledgeable**: mothers those who answered <55% of the knowledge questions.

3.7. Data collection instrument and procedures.

3.7.1 *Data collection instrument*:

Structured interviewer administered questionnaire was used to collect the data which is adapted from relevant literatures and modified to local context in such a way that all the variables to be assessed was included. Questionnaires was translated in to Amharic (official working language) by an individual who are native of both languages then retranslated back to English by other individual to check for any inconsistencies.

3.7.2 *Data collection method*:

Quantitative method of data collection was deployed. Structured interviewer administered questionnaire was used for data collection purposes.

3.7.3 *Data collectors*:

The data collectors were the investigators. In addition, to handle any problem, ensure data quality, and check proper completeness of questionnaire, the supervisors were also investigators.

3.7.5 *Data quality control*

Questionnaires were prepared first in English by the Investigator and then translated in to Amharic. The questionnaire was translated back to English in order to maintain its consistency. The instrument was pretested before actual period of data collection. The Investigators collected the data. The investigators were supervised on daily basis for completeness and consistence of the filled questionnaires. During analysis, data was checked carefully.

3.7.6 *Data processing and analysis*:

Data was analyzed by Statistical Package for Social Sciences (SPSS) program version 16.0 software, using scientific calculator and MS excel. Different frequency tables, graphs and descriptive summaries were used to describe the study variables.

3.7.7 *Ethical Consideration*

Letter of permission was obtained from research committee of Debre Markos University faculty of medicine health sciences. A formal letter from Debre Markos University was submitted to Debre Markos town health office and concerned bodies to obtain their co-operation. Then permission and support letter was written to DMRH and the four health centres in Debre Markos town. The purpose of the study was explained to the study subjects. At the time of data collection, a verbal consent was taken from the participants to confirm whether they are willing to participate. Those not willing to participate were given the right to do so. Confidentiality of responses was also ensured throughout the research process.

Chapter Four: Result

A total of 285 mothers were included in this study making a response rate of 100%. Table 1 shows the socio-demographic characteristics of respondents. Accordingly, majority of respondents were 113(39.6%) in age range of 25-29 and the age of infants was 99(34.7%) in range of 1-8 weeks. Majority of the respondents accounting for 280(98.2%) were Amhara by ethnicity, 276(96.8%) orthodox, 285(100%) currently in marital union, 144(50.5%) were house wife, 112 (39.3%) were grade nine to twelve. Regarding, father's educational level majority 106(37.2%) was above twelve. Out of the total respondents 186 (65.3%) had a monthly income of above 1500 Birr. Regarding number of children majority of the respondents 240 (84.2%) had one to three children (see table 1)

Table 1: Distribution of socio demographic characteristics of mothers in public health facilities of Debre markos town, East Gojjam Zone, Northwest, Ethiopia, 2016.

Variables	Response	Frequency	Percentage
Address	Town	219	76.8
	Rural	66	23.2
	Total	285	100.0
Age of mother	15-19	10	3.5
	20-24	86	30.2
	25-29	113	39.6
	30-34	51	17.9
	35-39	21	7.4
	>=40	4	1.4
	Total	285	100.
	<1	43	15.1
Age of the infant(wks)	1-8	99	34.7
	9-16	91	31.9
	17-24	16	5.6
	25-32	10	3.5
	33-40	26	9.1
	Total	285	100.0
	Religion	Orthodox	276
	Protestant	6	2.1
	Muslim	3	1.1
	Total	285	100
Ethnicity	Amhara	280	98.2
	Tigray	4	1.4
	Oromo	1	0.4
	Total	285	100
Mother's educational level	Can't write and read	45	15.8
	Can write and read	36	12.6
	Primary(1-8)	41	14.4
	Secondary(9-12)	112	39.3
	Tertiary(above 12)	51	17.9
	Total	285	100.0
Educational level of husband	Can't write and read	19	6.7
	Can write and read	51	17.9
	Primary(1-8)	81	28.4
	Secondary(9-12)	28	9.8
	Tertiary(above 12)	106	37.2
	Total	285	100.0
Occupation of the mother	Government employed	76	26.7
	Self employed	28	9.8
	Student	5	1.8
	Merchant	26	9.1
	House wife	144	50.5
	Farmer	6	2.1
	Total	285	100.0
Monthly income	Below 200	16	5.6
	201-500	29	10.2
	501-1000	32	11.2
	1001-1500	22	7.7
	Above 1500	186	65.3
	Total	285	100.0
Family size	1-3	240	84.2
	4-6	44	15.4
	7-9	1	0.4
	>9	0	0
	Total	285	100.0

Knowledge about neonatal danger sign

From the total respondents, about 197(69.1 %) mothers knew at least one neonatal danger signs. The most common mentioned neonatal danger signs were persistent vomiting, 133(70.7%), difficulty of breathing 132(69.8%), diarrhea 127(67.6%), and fever 124(66.0%). Only 35(18.6%), 26(9.7%), 8(2.9%) and 7(2.60%) identified pus discharge from umbilicus, hypothermia (decrease temperature), lethargy/unconsciousness and convulsions as neonatal danger signs respectively. (See table 2)

Table 2: Recognition of neonatal danger signs of mothers in public health facilities of, Debre markos town, East Gojjam Zone, Northwest, Ethiopia, 2016.

Variables	Response	Frequency	Percentage
Knowledge about danger signs	Yes	197	69.1
	No	88	30.9
	Total	285	100.0
	Persistent vomiting	133	67.5
	Difficulty of breathing	132	67.0
	Diarrhea	127	64.5
	High grade fever	124	62.9
	Continuous crying	72	36.6
	Poor feeding/unable to suck	54	27.4
	Pus/discharge from umbilicus	35	17.8
	Unable to pass stool	29	14.7
	Baby too cold	26	13.2
	Unable to pass urine	26	13.2
	Yellow skin colour(jaundice)	13	6.6
	Red /discharge from eyes	9	4.6
	Lethargy/unconscious	8	4.0
	Convulsion	7	3.6

Of the total respondents who recognize at least one neonatal danger signs, the major Source of information 116(59.0%) was health professionals, and followed by media, 37(18.8%).

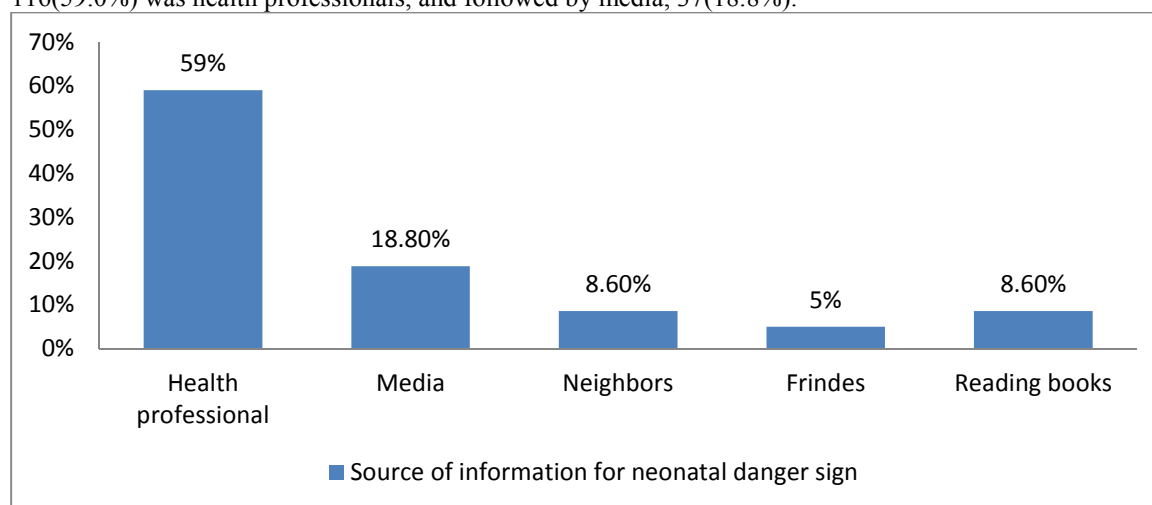


Figure 1: source of information for neonatal danger signs of mothers in public health facilities of Debre markos town, East Gojjam Zone, northwest, Ethiopia, 2016.

Majority of mothers 195(68.5%) responded that the cause of neonatal illness was poor hygiene and followed by 44(15.4%) lack of breast feeding. (See table 3)

Table 3: Response of Cause of Neonatal Illness of Mothers in public health facilities of Debre markos town, East Gojjam Zone, northwest, Ethiopia, 2016.

Variables	Response	Frequency	Percentage (%)
Cause of neonatal illness	Poor hygiene	195	68.5
	Poor feeding	44	15.4
	Exposure to cold/wind	30	10.5
	Don't know	11	3.9
	Evil spirit	5	1.8
	Total	285	100.0

Most common way to identify poor feeding 172 (60.4%) was unable to suck. Seventy one (26.4%) respondents did not mention any signs of lethargic/unconsciousness. Regarding fever 115(40.4%) appreciate the presence of fever by touching forehead. Regarding action for diarrhea about 165(57.9%) of mothers mentioned take to health facility. Most of the respondents 102(35.8%) did not know signs of unable to pass stool/constipation. Most of the study participants 96(33.7%) did not know signs of breathing problems in neonates. Out of the total participants 279(97.9%) knew the importance of the continuing breast feeding for Sick neonate. About 279(97.9%) respondent's feed first milk (colostrums) to their neonates. (See table 4)

Table 4: Response of Mothers on signs of neonatal danger sign in public health facilities of Debre markos town, East Gojjam Zone, northwest, Ethiopia, 2016.

Variables	Response	Frequency	Percentage (%)
Sign of improper breast feeding	unable to suck	172	60.4
	unable to swallow	22	7.7
	Breast engorgement	25	8.8
	Sucking long time	13	4.6
	Don't know	31	10.9
	crying	22	7.7
	Total	285	100.0
Sign of lethargic neonate	no energy	104	36.5
	Weakness	36	12.6
	sleep long time	24	8.4
	unable to wake for feeding	31	10.9
	Don't know	71	24.9
	unable to breast feed	19	6.7
	Total	285	100.0
Sign of neonatal fever	Hot to touch forehead	115	40.4
	Hot to touch body	113	39.6
	Sweating	22	7.7
	don't know	25	8.8
	Irritable	10	3.6
	Total	285	100.0
Management of diarrhea	Increase breast feeding	27	9.5
	Give LEMLEM/ORS	49	17.2
	Take to health institution	165	57.9
	Don't know	34	11.2
	do nothing	10	3.5
	Total	285	100.0
Sign of constipation	Don't know	102	35.8
	Pain during defecation	54	18.9
	Hard stool	46	16.1
	Irritable /cry	43	15.1
	passes stool less than 3x per week	33	11.6
	Hard abdomen	5	1.8
	blood in stool	2	.7
	Total	285	100.0
Sign respiratory system disorder	I don't know	96	33.7
	Cough	51	17.9
	Grunting	44	15.4
	fast breathing	43	15.1
	stops breathing	37	13.8
	runny nose	14	4.9
	Total	285	100.0
Breast feeding habit sick neonate	Yes	279	97.9
	No	6	2.1
	Total	285	100.0
Reason for not feeding	Cause vomiting	4	66.65
	Cause diarrhea	2	33.35

Variables	Response	Frequency	Percentage (%)
	Total	6	100.0
Habit of colostrums	Yes	279	97.8
	No	6	2.2
	Total	285	100.00
Reason for not giving colostrums	It is harmful for a baby	3	50.00
	Prohibited by elderly	2	33.50
	don't know	1	16.50
	Total	6	100.00

Level of knowledge about danger signs of neonate

According to this study most of respondents about 131(46.0%) highly knowledgeable, 5(1.7%) were poor knowledgeable and 61(21.4) were moderate knowledgeable about neonatal danger signs.

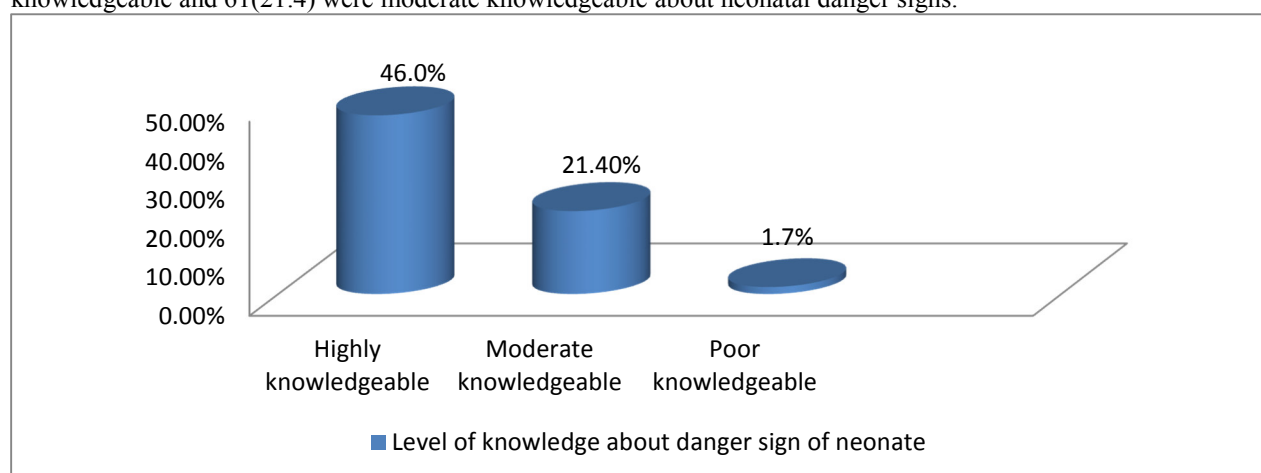


Figure 2: Knowledge level about neonatal danger signs among mothers in public health facilities of Debre markos town, East Gojjam Zone, northwest, Ethiopia, 2016.

Health Care-Seeking for Neonatal Danger Signs

About 32(11.2%) of the mothers had seen a sick neonate in their family in the past one year.

And 12(37.5%) of neonates manifested as fever, 9(28.1%) diarrhea/loose stools, and 2(6.25%) cough/ breathing problems. (See table 5)

Table 5: Mothers report on the presentation of danger signs in sick neonate in public health facilities of Debre markos town, East Gojjam Zone, northwest, Ethiopia, 2016..

Variables	Response	Frequency	Percentage (%)
Sick neonate in the family within the last one year	Yes	32	11.2
	No	253	88.8
	Total	285	100.0
Signs of sickness recognized by mothers	Fever	12	37.5
	Diarrhea	9	28.1
	Crying	3	9.4
	Vomiting	3	9.4
	Breathing problems	2	6.2
	Inability to breast feed	2	6.2
	Skin rash/pustule	1	3.1

Health care was sought for 26 (81.2%) neonates. The rest were treated with home treatment, Traditional treatment and do nothing.

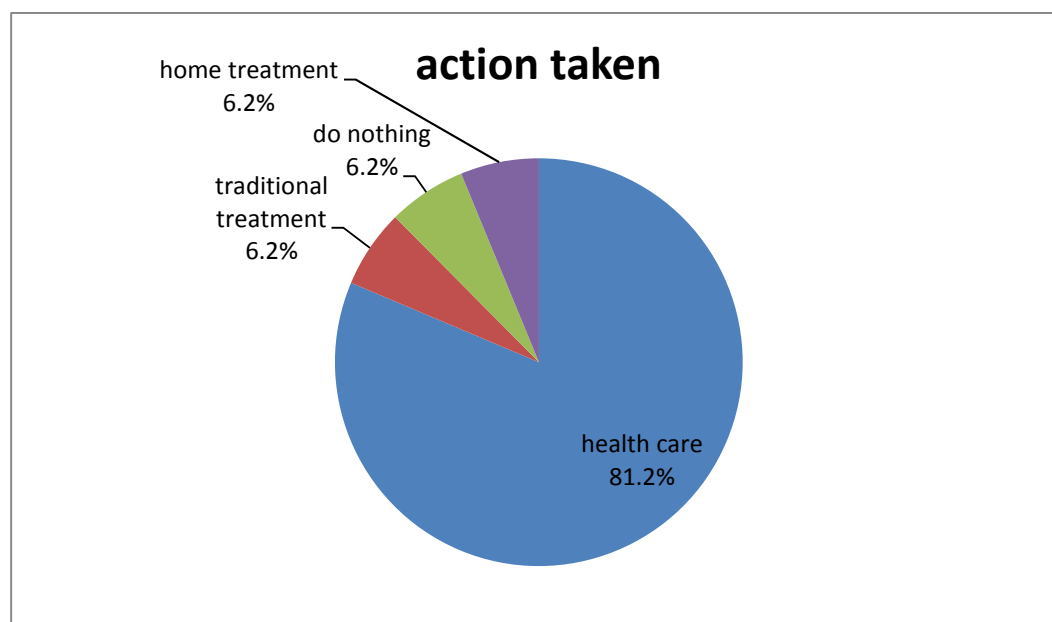


Figure 3: Action taken for sick neonates of mothers in public health facilities of Debre markos town, East Gojjam Zone, northwest, Ethiopia, 2016

Among 32(11.2%) mothers who sought health care for their sick neonate majority 28(87.5%) preferred government health centres and followed by 4(12.5%), private health facilities. Regarding the time taken to seek health care for sick neonate majority 15(46.9%) of mothers brought their neonate to health facilities within one to four hours after recognition of signs of illness. And others spent five to eight hours, one day, two days, more than two days before seeking health care, 7(21.9%), 8(25.0%), 1(3.1%), 1(3.1%), respectively.

When we look at reason for delayed health care seeking majority 5 (41.7%) of mothers mentioned the child would be better. Other reasons mentioned include transportation, to Begin with home treatment, it is not sever, lack of awareness, and lack of money.

Table 6: Reason for delay of health care seeking for sick neonate of mothers in public health facilities of Debre markos town, East Gojjam Zone, northwest, Ethiopia, 2016

Reason for delayed health care seeking	Responses	Frequencies	Percentage (%)
	Didn't know it is danger sign	3	25
	Health centre is far	1	8.3
	Lacked money	2	16.7
	Get better	5	41.7
	To try home remedies first	1	8.3
	Total	12	100.0

Regarding the mothers perception towards the ability of health professional in neonatal care unit of the health centre, most respondents accounting for 134 (47.0%) said health professionals were good. (See table 7)

Table 7: Perception of mothers about ability of health professional working in neonatal and child health unit in public health facilities of Debre Markos town, East Gojjam Zone, northwest, Ethiopia, 2016

Variables	Response	Frequency	Percentage (%)
Perceived ability of health professionals	Excellent	26	9.1
	Very good	98	34.4
	Good	134	47
	Poor	21	7.4
	No idea	6	2.1
	Total	285	100.0

Out of the total respondents majority 141 (52.2%) of mothers could decide on health care seeking for their sick neonate while 101 (37.5%) decision could be decided by both mother and fathers. Other said decision could be made by grandparent, neighbours and relatives.

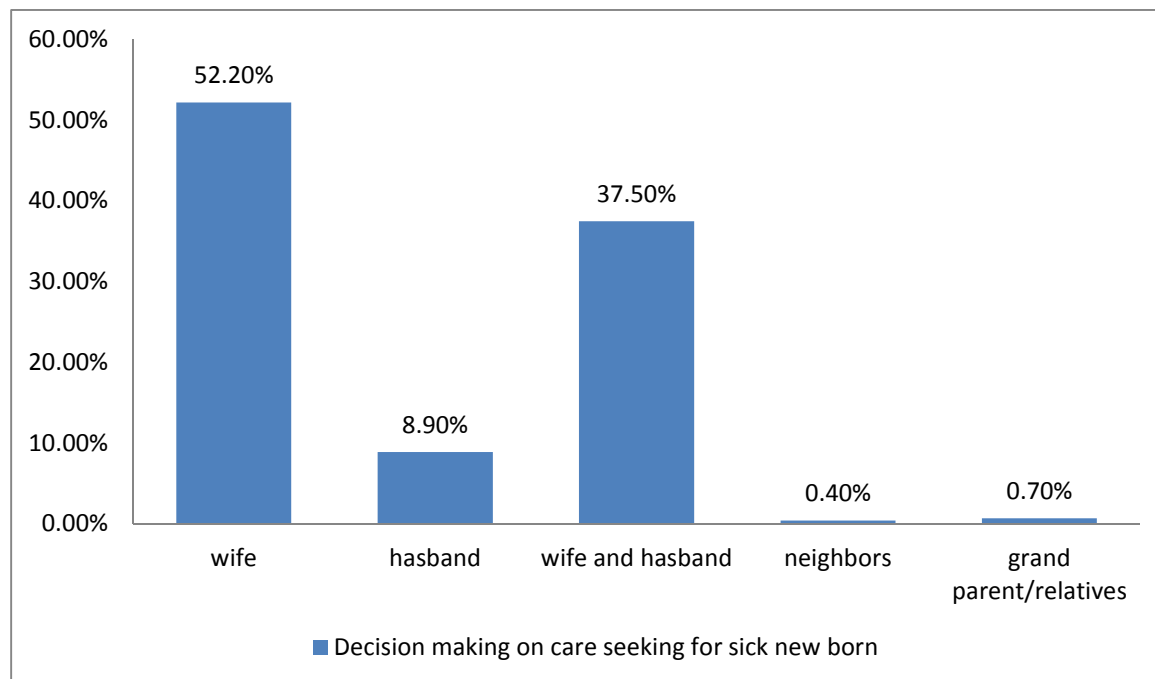


Figure 4: Decision making for sick neonate of mothers in public health facilities of Debre markos town, East Gojjam Zone, northwest, Ethiopia, 2016

Chapter Five: Discussion

This study tried to assess knowledge and health care seeking behaviour about neonatal danger signs among mothers visited immunization unit in public health facilities of Debre markos town, northwest Ethiopia.

This study showed that about 69.1% mothers knew at least one neonatal danger sign while 30.9% of mothers did not know any of the danger signs of neonate. The most common mentioned by mothers who know neonatal danger signs were persistent vomiting 67.5%, difficulty of breathing 67.0% diarrhea 64.5%, and fever 62.9%. Only few mothers mentioned pus discharge from umbilicus 17.8%, hypothermia (decrease body temperature) 9.7%, lethargy/unconsciousness 4.0 and convulsions 3.6% as neonatal danger. This finding was comparably less than a study conducted in Addis Ababa, in which 77.1 % of mothers of knew at least one neonatal danger sign [31]. This difference might be due to difference in health intervention activities in the areas. And another study conducted in Peri-Urban Wardha, India 40.3% mothers identified difficulty in breathing, 22.2% poor sucking and 13.9% lethargy/unconsciousness as neonatal danger signs respectively [27]. Only 9.7% convulsion and 2.8% hypothermia identified as neonatal danger signs respectively. In both studies few mothers identified convulsions and hypothermia as danger signs of neonate.

In this study, 65.3% of mothers had mentioned poor hygiene, 15.4% poor feeding 10.5% exposure to cold weather/wind and 1.4% evil spirit/eye as cause of neonate illness while 4.1% mothers don't know cause of neonatal illness. This finding is different with study conducted in Wardha, India in which almost all the danger signs/symptoms supernatural causes were suspected. This might be socio cultural deference between the study participants.

Result of this study, showed that about 11.2% of the mothers had seen a sick neonate in their family in the past one year. And 37.5% of neonates manifested as fever, 28.1% diarrhea/loose stools, and 6.2% cough/ breathing problems Health care was sought for 87.5% neonates. According to study conducted in Addis Ababa 33.3% of mothers had seen a sick neonate in their family in the past one year, with common manifestation of fever 43%, Diarrhea/loose stools 34.7%, Cough/ breathing problems. And health care was sought for 65.3% neonates. Similar study conducted in Northern India 39.5% of care givers seen sick neonate in their family with a common manifestation of fever 72.14 % and only 23% of mothers sought health care for sick neonates. This study also varies with study conducted in Wardha, India in which 41.8% of sick neonates got medical treatment. These variations might be explained by differences in the disease spectrum between these different study areas.

Regarding the time taken to seek health care for sick neonate this study showed that 46.9% of mothers brought their neonate to health facilities within one to four hours after recognition of signs of illness the main reason for delayed health care seeking 41.7% of mothers mentioned the child would be better. Other reasons mentioned include transportation, to begin with home treatment, it is not sever, lack of awareness, and lack of money. Similar study in Addis Ababa also showed that only 38% of mothers brought their sick neonate to health facilities within one to four hours after recognition of signs of illness. And the main reason for delayed for

Health care seeking 49% of mothers mentioned was thinking the neonate would be better. Other reasons include perception of medication not good for neonate, to start with home treatment, thinking it is not severe, lack of awareness.

According to this study 52.2% of mothers could decide on health care seeking for their sick

Neonates while 37.55% by both husband and mother around 8.9% decision made by father. Other said decision could be made by grandparent/relatives and neighbours. This finding is comparably less with study conduct in Addis Ababa which 68.9% of mothers could decide on health care seeking for their sick neonates while 15.5% decision made by father. This was due to the difference in socio demographic status of study areas.

Chapter Six: Conclusion and Recommendation

6.1. Conclusion

Most of the respondents knew at least one danger sign of neonate mainly diarrhea, vomiting and fever but other danger signs like convulsion, pus discharge from umbilicus, hypothermia (decrease body temperature) and lethargy/unconsciousness were not well recognized. Most of the participants were highly knowledgeable about neonatal danger signs. Even though most mothers seek health care for their sick neonates, there were delays in time of health institution visit. And the main reason for delay was thinking the neonate would get better.

6.2. Recommendation

- ✚ The health zone health Bureau should strengthen regular training for health professionals regarding neonatal danger sign.
- ✚ Debre markos town Health Bureau should strengthen health services in improving the information given during Ante natal, postnatal and immunization follow up, with special emphasis given to danger signs of neonate.

7. ACKNOWLEDGMENT

I am grateful to thank Debre Markos town Health Bureau for their collaboration during data collection time. I would like to thank mothers of the study area who were involved in the study.

Last but not least I would like to thank those individuals who contributed directly or indirectly to the successful completion our study.

8. Competing interests

The author declares that they have no competing interests

9. ABBREVIATIONS

- DMU :Debre markos University
- EDHS: Ethiopia Demographic and Health Survey
- ENC: Essential Newborn Care
- ETB: Ethiopian Birr
- HC: Health Canter
- IMNCI : Integrated Management of Neonatal and Childhood Illness
- IMR : Infant Mortality Rate
- MDG : Millennium Development Goal
- NMR : Neonatal Mortality Rate
- WHO : World Health Organization

Annex: References

1. Zupan, J., Aahman, E., 2005. Perinatal mortality for the year 2000: estimates developed by WHO. World Health Organization, Geneva. PubMed Abstract | Publisher Full Text
2. Darmstadt, G.L., Hussein, M.H., Winch, P.J., Haws, R.A., Lamia, M., El-Said, M.A., Gipson, R.F., Santosham, M., 2007. Neonatal home care practices in rural Egypt during the first week of life. *Trop. Med. Int. Health* 12, 783—797. PubMed Abstract | Publisher Full Text
3. Lawn JE, Kerber K, Enweronu-Laryea C, Masee Bateman O: Newborn survival in low resource settings— are we delivering? *BJOG* 2009, 116:49-59. PubMed Abstract | Publisher Full Text
4. Claeson M, Bos ER, Mawji T, et al. 2000 Reducing child mortality in India in the new millennium. *Bull World Health Organ*; 78:1192–9. PubMed Abstract | Publisher Full Text
5. Lawn JE, Cousens S, Bhutta ZA, et al. (2004) why are 4 million newborn babies dying each year? *Lancet*; 364:399–401. PubMed Abstract | Publisher Full Text
6. Child Mortality MDG Success: a signal of transformation from economic growth to development in Ethiopia UNICEF’s progress report on child mortality entitled “Committing to Child Survival: By Belayneh Akalu

09/30/13

7. Lawn JE, Cousens S, Zupan J (2005) 4 million neonatal deaths: when? Where? Why? *Lancet* 365(9462): 891–900. Doi: 10.1016/s0140-6736(05)71048-5. PubMed Abstract | Publisher Full Text
8. Central Statistical Agency [Ethiopia] and ICF International: Ethiopia Demographic and Health Survey 2011. Addis Ababa, Ethiopia and Calverton, Maryland, USA: Central Statistical Agency and ICF International; 2012.
9. Darmstadt GL, Bhutta ZA, Cousens S, Adam T, and Walker N, de Bernis L: Evidence-based, cost-effective interventions: how many newborn babies can we save? *Lancet* 2005, 365(9463):977-988. PubMed Abstract | Publisher Full Text
10. Ayekpam Sushila, Margaret Binu E, Shetty Sheela. (2008) A Study to Assess the Effectiveness of an Information Booklet on Newborn Danger Signs Among the Antenatal Mothers in Selected Rural Maternity and Child Welfare (RMCW) Centers, Udipi District, Karnataka State Available at: URL: <http://www.indianjournals.com/ijor.aspx?target=ijor:ijone&volume=3&issue=2&article=030>
11. World Health Organization: Technical bases for the WHO recommendations on the management of pneumonia in children at first level World Health Organization. Counsel the mother: management of childhood illnesses.
12. Jones G, Steketee RW, Black RE, Bhutta ZA, Morris SS; Bellagio Child Survival Study Group. How many child deaths can we prevent this year? *Lancet* 2003; 362:65-71. PubMed Abstract | Publisher Full Text
13. Martines J, Paul VK, Bhutta ZA, Koblinsky M, Soucat A, Walker N, Bahl R, Fogstad H, Costello A: Neonatal survival: a call for action. *Lancet* 2005, 365(9465):1189-1197. PubMed Abstract | Publisher Full Text
14. Reyes H, Perez-Cuevas R, Salmeron J, Tome P, Guiscafie H, and Gutierrez G: (1997) Infant mortality due to acute respiratory infections: the influence of primary care
15. Gupta p et al: care seeking behavior of mothers during illness of newborn in urban slums of Lucknow city: *Indian journal of community health*, vol 24, No.3, July 2012-sep 2012.
16. Universal Journal of Public Health 3(2): 49-54, 2015; Anwar-ul-Haq1, Hameed Mumtaz Durrani2*, Ramesh Kumar3, Salma Mumtaz Durrani4 I; Recognizing the Danger Signs and Health Seeking Behaviour of Mothers in Childhood Illness in Karachi, Pakistan <http://www.hrpub.org>;