

How Indebtedness Occurrences Happening in Contemporary Globalized World

Madiha Latif

Adjunct faculty at Dept. of Management sciences
The Islamia University of Bahawalpur, Pakistan
Email: Madihalmalik@yahoo.com

Raashid Javed (Corresponding Author)

Student at Dept. of Management sciences
The Islamia University of Bahawalpur, Pakistan
Email: Rashid.javed01@gmail.com

Mudasra Amjad

Student at Dept. of Management sciences
The Islamia University of Bahawalpur, Pakistan
Email: Mudasraamjad@gmail.com

Sajjad Hussain

Student at Dept. of Management sciences
The Islamia University of Bahawalpur, Pakistan
Email: mannan.zahid@yahoo.com

Syeda Rabia Bukhari

Student at Dept. of Management sciences
The Islamia University of Bahawalpur, Pakistan
Email: syeda_rabia_bukhari@yahoo.com

Abstract

This research has designedly been written for those massive organizations that run in danger of failure. Globally General motor is one of the most important cars and truck producing company, General Motors has been chosen as a case study. The rationale behind choice of selection as a case study is it is hundred years of long history, business operations in 158 countries across the globe and filing for bankruptcy petition in year 2009 in an round the time of monetary crisis folks. Therefore, money information for 10 consecutive years of general motors and its application of chapter11 bankruptcy petition are analyzed and compared with its world contestant Ford for comprehensive judgment.

In addition to previous researches, that were restricted to solely money ratios, this analysis has been swollen on the far side money and enclosed external factors like economic and market economy. An insight of varied disciplines, that have invariably been neglected has taken as an empirical and located the various conclusions. The whole analysis prospers through four totally different segments; from varied literature reviews and to money quantitative relation analysis.

Subsequent to analysis an important outcome has been accomplished. This exploration suggests that for the survival of enormous business data of economic is crucial, besides money coming up with and management. Therefore, massive organization ought to keep self-regulation to take advantage of obtainable credit facility and don't exceed its debts on the far side bound united limits.

While taking strategic call, it is crucial to the research base currency and its long run trends. Finally, multinationals must always implement innovation practices for his or her existence.

Keywords: Indebtedness affects, Avoid Bankruptcy, General motor's financial analysis

1. Introduction of GM with all segments

General Motors is that the international manufacturer of automobile merchandise. General Motors Company, unremarkably referred to as GM, is a big international corporation headquartered in city, Michigan that styles, manufactures, markets and distributes vehicles and vehicle elements and sells monetary services. General Motors to produce vehicles in thirty seven countries underneath 10 brands: Chevrolet, Buick, GMC, Cadillac, Opel, Holden, Vauxhall, Wuling, Baojun, Jie Fang, UzDaewoo. General Motors holds a two hundred stake in IMM, and a ninety six stakes in GM Korean Peninsula. It conjointly contains a variety of joint-ventures, as well as Shanghai GM, SAIC-GM-Wuling and FAW-GM in China, GM-AvtoVAZ in Russia, Ghandhara Industries in

Asian country, g Uzbek, General Motors Bharat, General Motors Egypt, and Isuzu Truck African nation. General Motors employs 212,000 individuals and will business in 157 countries. General Motors act in most countries outside the USA via totally owned subsidiaries, however, operates in China through ten joint ventures. General Motors co. Dealers delivered 256047 vehicles (NYSE) in the US. In March 2014. Total sales were up 4% compared with year past. GM's retail sale has been on an uptrend since early Feb.

General Motors company is split into 5 business segments:

1. GM North America (GMNA)
2. GM Europe (GME)
3. GM International Operations (GMIO)
4. GM South America (GMSA)
5. GM monetary

General Motors North America (GMNA) styles, makers and markets vehicles for the shoppers of North America. GMNA has sales, producing and distribution operations within the U.S., Canada and Mexico and sales and distribution operations in Central America and also the Caribbean. GMNA depicted 51.1% of our wholesale vehicle sales volume in 2013 and that we had the biggest market share, based mostly upon retail vehicle sales, in North America at 16.9%

GM Europe (GME) has sales, producing and distribution operations across Western and Central Europe. GME's wholesale vehicle sales volume, that additionally to Western and Central Europe includes central Europe, depicted 16.3% of our wholesale vehicle sales volume in 2013. In 2013 we have a tendency to estimate we have a tendency to have the amount of market share, based mostly upon retail vehicle sales, in Europe at 8.3%. GMIO has sales, producing and distribution operations in Asia/Pacific, the center east, the continent and central Europe. GMIO depicted 16.2% of our wholesale vehicle sales volume in 2013. The Asia/Pacific, the Mideast and continent region are our largest region by retail vehicle sales volume and depicted 40% of our international retail vehicle sales volume in 2013. In 2013 we have a tendency to estimate we have a tendency to have the amount 2 market share, based mostly upon retail vehicle sales, in Asia/Pacific, the Mideast and continent at 9.5%. In 2013 we have a tendency to have market share of 14.3% in China.

GMSA has sales, producing, distribution and/or funding operations in Brazil, Argentina, Colombia, South American country and South American nation also as sales and distribution operations in Bolivia, Chile, Paraguay, Peru and Uruguay. GMSA depicted 16.4% of our wholesale vehicle sales volume in 2013. In 2013 GMSA derived 63.5% of its wholesale vehicle sales volume from Brazil. In 2013 we have a tendency to estimate we have a tendency to have the amount one market share, based mostly upon retail vehicle sales, in South America at 17.5% and also the variety 3 market share, based mostly upon retail vehicle sales, in Brazil at 17.3%. GM monetary purchases an automobile finance contract originated by g and non-GM franchised and selects freelance dealers in reference to the sale of used and new vehicles.

Table 1. Sales, net profit and EPS of general motor last 11 years listed below

Year	2013	2012	2011	2010	2009	2008	2007	2006	2005	2004
Sales (million)	\$155427	152256	150276	135592	104589	148979	179984	207349	194655	195351
Net Profit (million)	\$ 5331	6136	9287	6503	-3786	-30860	-38732	-1978	-10417	2805
EPS	\$ 2.71	3.10	4.94	2.89	-2.04	-53.32	-68.45	-3.50	-18.42	4.76

GM monetary additionally offers a lease funding product for brand spanking new weight unit vehicles and an advert disposition program for weight unit-franchised dealerships. Weight unit Financials disposition product in North America area unit primarily offered to shoppers who generally area unit unable to get funding from ancient sources like banks and credit unions. Weight unit monetary utilizes a proprietary credit classification system to differentiate credit applications and to statistically rank-order credit risk in terms of expected default rates, that permits it to judge credit applications for approval and tailor loan and lease rating and structure. Weight unit monetary services its loan and lease portfolios at regional center victimization machine-driven coupling and assortment systems. Funding for our motor car finance activities is primarily obtained through the use of our credit facilities and thru securitization transactions.

GM has attention-grabbing trend in its sales volume. It is increasing from 2004-2006 and commenced the declining trend that last until 2010. That was the amount of slump for weight unit, sales volume was decreasing and additionally the EPS was negative. Weight unit was facing serious quantity of losses throughout that point. At that point the investors were hesitant to speculate then again weight unit started restructuring their organization. They endowed in analysis and development, created new selling methods for every operational section. Consider the EPS of the full durations it had been negative thought the year 2005-2009 then it became positive from year 2010 to currently 2013. Currently weight unit has become a perfect organization to speculate

savings in it. additionally investors area unit showing their keenness to speculate they're sensing higher come back on their investment, as weight unit has its best time of history in term of returns.

2. Aims and Objectives

The explanation for the study is to find a solution of liability occurrences happening in modern globalized and man of affairs world. Perpetually showing signs of modification atmosphere produces most current standards which require to be distinguished by mixing completely different writing, hypotheses and examines known with the subject. Consequently, this exploration is planned to consider a model to administer the development cautioning sign if a corporation runs in danger of disappointment. The whole practiced is likewise expected to find the big errors of with reference to company disappointment, therefore organizations may be careful to evade such works out. In short, an analyst is meant to form a determination for various reasons for insolvencies in intensive organizations.

To accomplish the explanation taking once the manner of destinations are completed;

- 1) To essentially dissect the key elements testing the survival of the association
- 2) To judge authoritative adequacy & survival utilizing financial proportions
- 3) Examine impact of USD (trade) vacillation on execution of multinationals

3. Financial Ratio Analysis with competitor

In this section we will look the major financial ratios of GM of previous five years.

Table 2. Major financial ratio of General motors last five years

Year	Current Ratio		Quick Ratio		A C P		R T O	
	GM	FORD	GM	FORD	GM	FORD	GM	FORD
2013	1.31	3.07	1.08	2.65	21	161	17.38	2.26
2012	1.30	2.14	1.02	1.71	24	156	15.21	2.34
2011	1.22	6.11	0.95	5.83	24	146	15.21	2.49
2010	1.12	7.33	0.867	7.02	03	178	122	2.05
2009	1.08	8.10	0.895	7.88	88	121	4.15	3.00
Year	T A T O		G P M		N P M		R O I	
	GM	FORD	GM	FORD	GM	FORD	GM	FORD
2013	0.93	0.75	13.19	14.76	3.30	4.87	20.10	8.22
2012	1.02	0.73	7.89	16.14	4.08	4.22	14.15	7.19
2011	1.04	0.79	133.23	16.82	6.85	14.83	18.18	21.63
2010	0.976	0.72	12.39	19	11.31	5.09	10.10	Nil
2009	0.767	0.57	1.90	15.46	-2.34	2.30	Nil	Nil
Year	R O E		E P S					
	GM	FORD	GM	FORD				
2013	24.10	28	2.71	25.53				
2012	23.10	33	3.10	24.91				
2011	28.35	34	4.94	19.13				
2010	19.35	29	2.89	14.19				
2009	Nil	44	Nil	16.86				

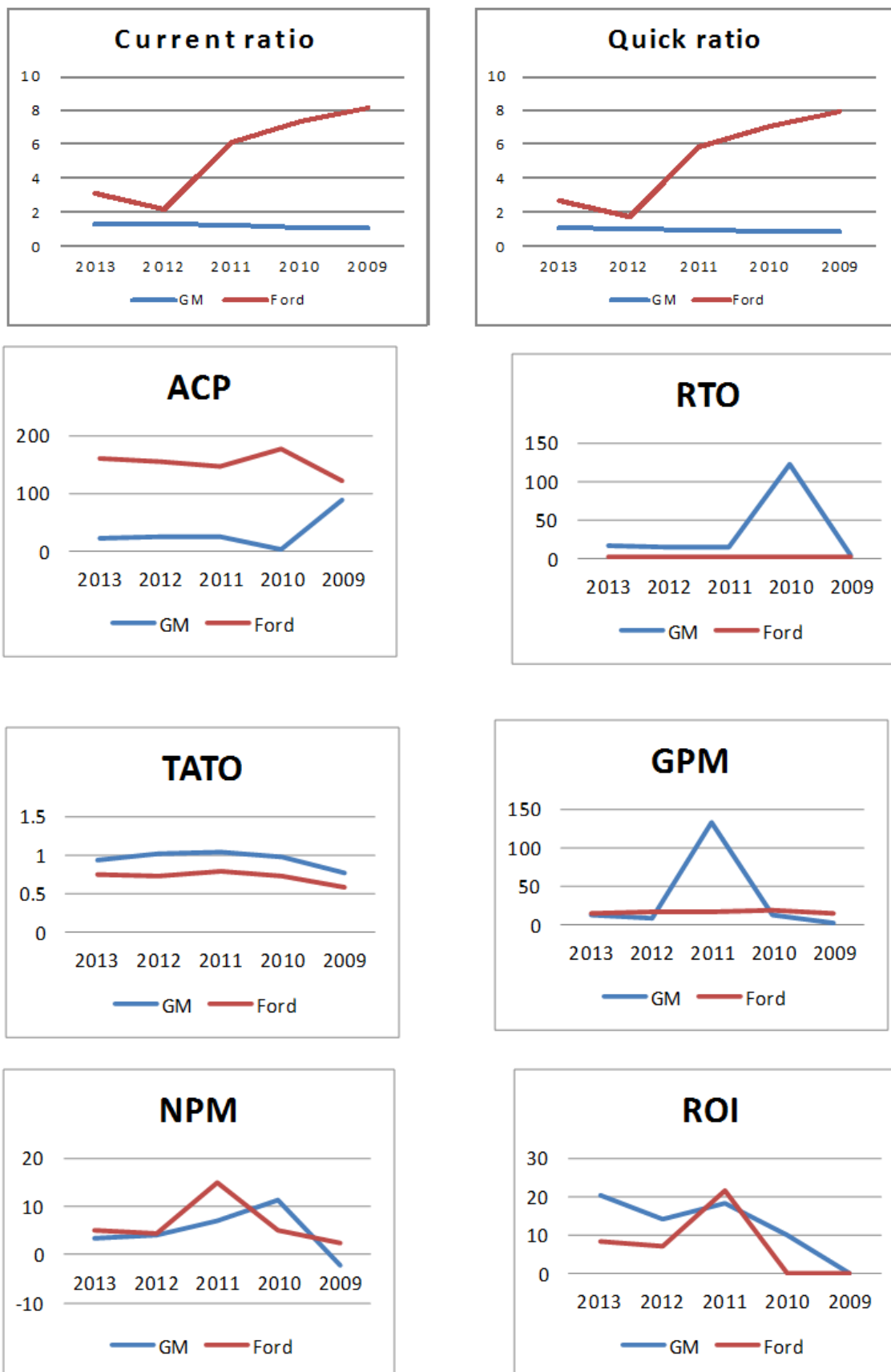
Description for the above table.

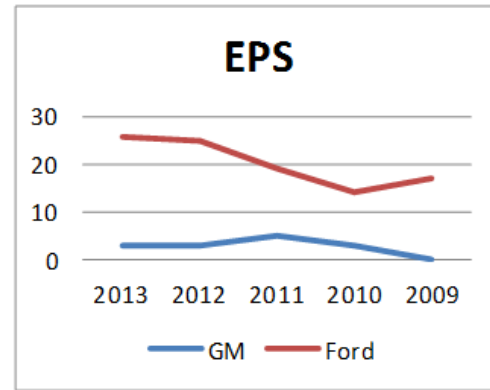
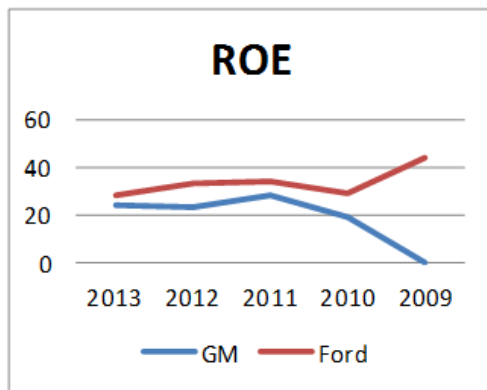
As explicit by yearly research (GM, 2007: 47-61) future system of GM was to accomplish sensible gains and development with maintaining liquidity. This research pushed on the development of the sector and extension of its things by corporal punishment improvement within the things. It is expressed that GM's future system in the USA is to supply seventeen models within the USA showcase moreover gift twenty five new models with fermentation alcohol authorized flex fuel autos and trucks round the world. Within the middle of 2007 and 2010 they need to gift sixteen new crossover vehicles.

The Research pushes the readiness of facilitating in the cash stream of positive business. The research has anticipated robust development in 2008 which can be determined by their worldwide operation on the world however North America. g to boot wished to diminish the structural value in America by \$5 billion by 2011. GM figures that by 2017 they'll attain the main focus of over 0.5 market interest of mixture mechanical deals, therefore they anticipate real half during this development.

In yearly research 2010 the mission of the organization is clearly explicit with acknowledgment of past botches. New GM is planning to expand its assets and talent with limited its brands from eight to four for its North yank portfolio. They understood the hindrance of over the limit and consequently longed for disposal of overcapacity in grouping operations. The procedure of latest GM is to contribute for the wonderful item through dropping deals motivators (GM yearly research 2010:6).

Figure 1. The trend of ratio last five years according to description





4. Fiscal administration

To explore explanations for the frustration of Associate in nurturing association, it is basic to suppose financial position of that association from declining amount. Business administration includes in arrangement, finding out and corporal punishment of fund assets within the association. Business administration is one among the important mainstays of Associate in nurturing association on that a solid organization could be fancied.

As explicit by wedge et al. (2008) cash connected administration is that the procedure of business arrangement additionally selection creating to make the managers' value? General Motors Total holdings diminished from \$186,304million to \$148,883million in year finish 2007 from past year finish. Also, Total stockholders' shortage is inflamed from \$5,652million to \$37,094million in the end of year 2007. This demonstrates poor cash connected administration of General Motors.

General Motors yearly research demonstrates that moreover its modification in preparation and financial gain of \$7 billion in 2007 over year 2006, GM led to misfortune of \$23 million. g likewise remained wasteful to reinforce its cash stream that was negative \$2.4 billion no matter its upgrades of \$2 billion over year 2006.

As explicit by Stoltz (2007) the money stream proclamation is an Associate in nurturing examination of however the business used the money it accepted. Following the change for cash a business is very predominate because it has an on the spot impact work fitly. The combined articulation of cash blemish shows that the Loss from continuing operations in year 2007 was got wind of \$43,297 million from \$2,423 million in years 2006 (p.28).2.2.6

5. Bankruptcy and economic condition

As represented in book of facts Britannica, Bankruptcy may be a state of business that has been declared to be unable to pay its stunning commitments. Irrespective the approach that it is a while used haphazardly to mean liquidation or obligation; the terms have numerous real basics. Half eleven is employed for notable and additionally business nevertheless economic condition is by an enormous used for business, that is unable to pay its commitments.

While, liquidation is an Associate in nurturing approach wherever, Associate in nurturing association is delivered to associate in nurturing finish and also the profits of association decentralized round the loan specialists and proprietors. Each country has its laws as for liquidation. in an exceedingly few countries like kingdom, those associations that square measure unable to pay their unprecedented duties might not permit to run their business activities and force to liquidation. Whereas in USA focal government grants open door to redo their business practices beneath half eleven, that is named as financial obligation enterprise. Liquidation code half seven in the USA is comparable to oblige in the kingdom.

A couple of people and associations, management half eleven laws for fraudulences. But the repeat of section eleven event, it is all around extended in subsidence. It is bottled that the economy is distinguished to be definable in retreat, if the advancement rate is negative for 2 persistent quarters (Smith, P. 2005:149). It is fought that withdraw encompasses a fast cooperation with countries value and as expressed by Smith, P. (2005) value sways around its attention-grabbing example and takes when a standard illustration that is named business cycles (p.149). In last withdraw in USA it is viewed that a handful of associations square measure, doubtless bet by government like g by USA and Canadian governments, whereas a handful of others square measure perpetually picked up by distinctive associations, as an example, Chrysler by Italian association decree.

6. Presentation of information and Analyses

6.1 Common size analysis:

In initial region purpose of purpose analysis of fund declaration of General Motors has been doled out to uncover the financial position of General Motors. Man of science has analyzed by discretionary info swing the all fund info all things thought-about and understand it. Primarily there square measure four methodologies being

employed to decrypt the money decree: Horizontal and vertical examination, Trend and quantitative relation analyze. Here degree examination techniques are going to be accustomed review the past execution of GM and its association with ford.

For estimation of fund extents and examination of past execution money connected knowledge of General Motors and Ford are assembled from yearly research of finish of 2007 from their associations locales. The essential purpose of this extent examination is to seek out the explanations of liquidation through money view point.

6.2 Profitability (GM)

Table 3. Profitability trend of General motor last 10 years

Years	Net profit margin	Operating profit margin	EBIT	Return on investment	Return on equity	EPS
2012	4.06	19.9	19.87	14.15	23.10	2.92
2011	5.05	3.8	3.98	18.18	28.35	4.58
2010	3.44	3.7	4.23	10.05	19.85	2.89
2009	(7.3)	(20.1)	(20.1)	-	-	113.18
2008	(20.7)	(14.3)	(19.78)	-	-	(53.47)
2007	(21.38)	(23.9)	(3.45)	(26.0)	(104.41)	(68.45)
2006	(0.96)	(1.17)	(2.75)	(1.06)	(34.99)	(3.5)
2005	(5.39)	(5.5)	Nil	(2.19)	(72.12)	(18.42)
2004	1.4	4.65	Nil	0.56	9.76	4.78
2003	1.91	1.33	Nil	0.78	14.29	6.71

Description for the above table

There are a couple of degrees that we will produce and examine but here master has used some important extents that have a vast hugeness for this endeavor. Gainfulness degrees are assessed beneath. Profit degrees are typically shown in rate. The results of each of the ten consistent years shows that world wide web general financial gain of weight unit are inexhaustibly declining and from 2005 association starts creating negative degrees. This degree is landed at the most raised negative level in 2007 at -21.38%. However, once more it is improved from 2009 to 2011.

All results of ten years for operating general financial gain are seen same subject as internet general financial gain and born in the most lessened in 2007 at -23.90% and conjointly improved when a restructuring of the company from 2009 to onward. EBIT degree offers additional clear confirmation to go foreman for hypothesis within the firm. The impacts of 2003 and 2004 aren't offered in light-weight of nonattendance of information. Be that because it might in years 2005 to 2007 the results of this degrees aren't satisfactory and remained negative and improved when restructuring and development in the money structure in line with 2009 filling. This is often the foremost good methodology to asses a profit by learning internet compensation over property. It remains negative from 2005 and ahead, however improved when 2009. It prescribes that association doesn't create any profit over its profits. E Association went on lacks for stockholders esteem from the year 2006. The conclusions show that association is into awful Circumstance from 2006 to 2008 however general motor improve it from 2009 to onward.

Figure 2.1. Profitability trend of general motor description of the above table

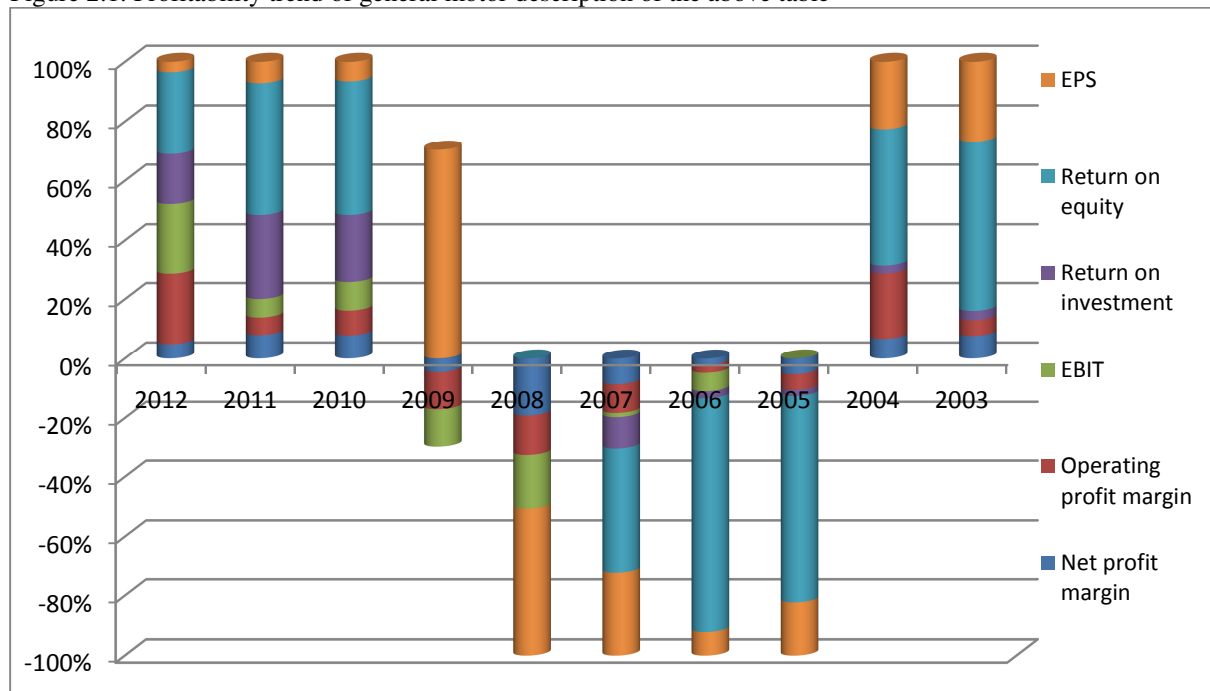
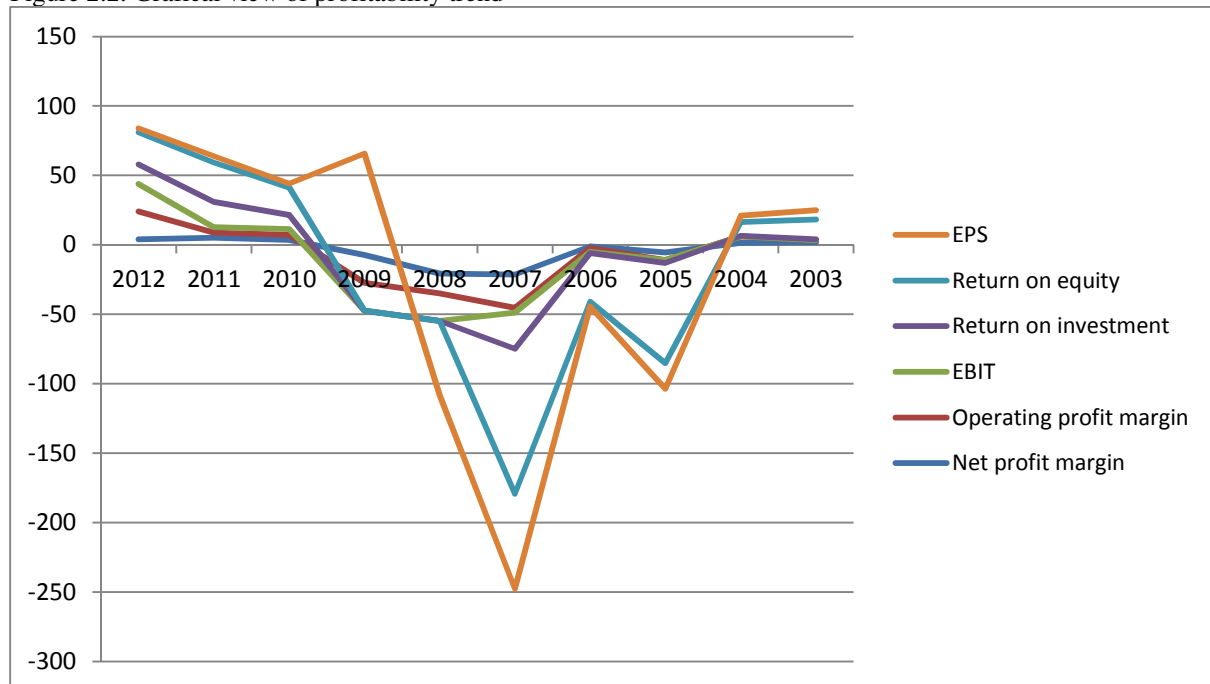


Figure 2.2. Grafical view of profitability trend



6.2.1 Reason

GM lucre margin decline as a result of in Europe its market, aiming to shrink and sale aren't the maximum amount PRN. At international level, it is one among (Ford) challenger sales and price increasing. weight unit earning per share isn't inflated and sustained as a result of its income is reducing throughout 2011 to on word the most reason is that its operative expenses on analysis and development increasing as a result of vie their competitors. And its outstanding shares are increasing therefore, its earning per share currently decrease however by analysis and development it is inflated.

6.3 Liquidity (General Motors Corporation)

Table 4. Liquidity trend of general motor last ten years

Years	Current ratio	Quick ratio	Debt to asset ratio
2012	1.3	0.78	0.75
2011	1.23	0.85	0.73
2010	1.13	0.75	0.73
2009	1.13	0.58	0.78
2008	0.59	0.29	1.93
2007	0.85	0.64	1.23
2006	0.97	0.76	1.02

Description for the above table

The Current magnitude relation may be a measure of the firm's ability to pay its short term obligations among following twelve months. The Current magnitude relation of firm mustn't but to 2:1. Within the case of GM this magnitude relation is 0.85 and 0.97 in year 2007 and 2006 severally once this is going sensible. Results indicate that GM includes a serious money drawback ,however currently its up as a result of Their current assets gone to be increased as a result of their money owed is accrued they offer their merchandise additional on lease. Thus its current magnitude relation goes to be sustained

The Acid test magnitude relation is additionally called fast magnitude relation. It is to be measured for a way quickly firm's quality will be turned into money. That's why it is known as an appraisal magnitude relation. it is believed that acid turnover magnitude relation should be a minimum of 1:1. The result for GM for each year's indicates that these square measure 0.64 in year 2007 and 0.76 in the year 2006. This implies that GM is facing with liquidity. However, once the bankruptcy filing its up from 0.75 to 0.85 as a result of GM has no loans control for sales from last 5 years. That affects its fast magnitude relation, however ,it is reaching to be sustained as a result of its overall current ratios accrued attributable to monetary assets improve by giving assets on lease.

If the debt magnitude relation is a smaller amount than 0.5, most of the company's assets square measure supported through equity. If the magnitude relation is bigger than 0.5, most of the company's assets square measure supported through debt. If this magnitude relation is high, it is same extremely leveraged. The result for GM is more leveraged in years, 1.23 and 1.02 severally in the year 2007 and 2006. Currently it is going sensible from 0.73 to 0.75.

Figure 3. Liquidity trend of GM description of the above table

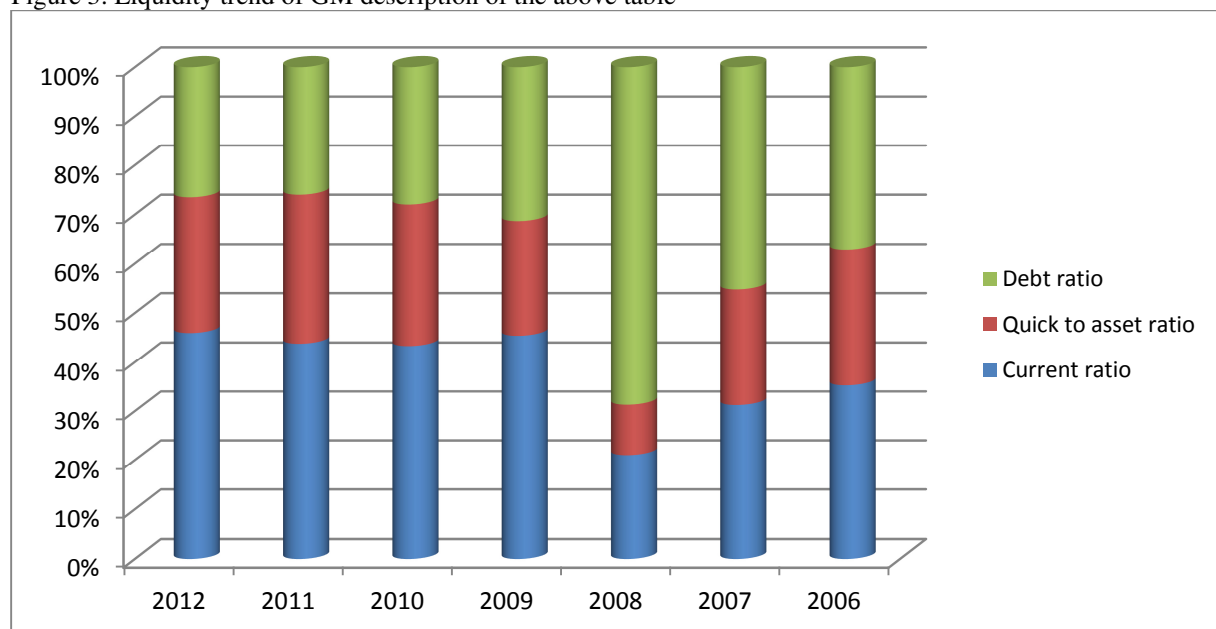
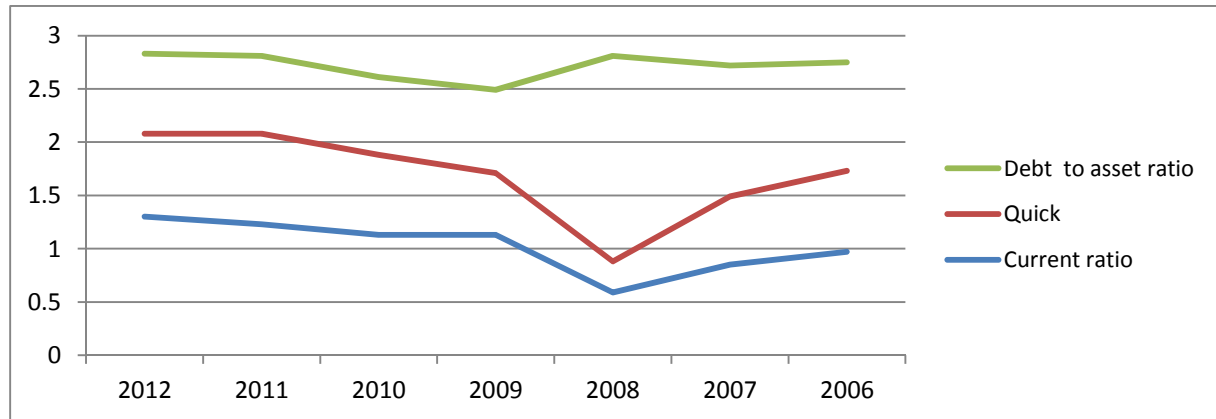


Figure 3.1 Liquidity trend of GM in graphical view



6.4 Efficiency (G.M)

Table 5. Efficiency of general motor last ten years

Years	Asset turn over	Average collection period
2012	1.01	25
2011	1.03	24
2010	0.97	23
2009	0.42	58*
2008	1.63	18
2007	1.21	19
2006	1.10	14

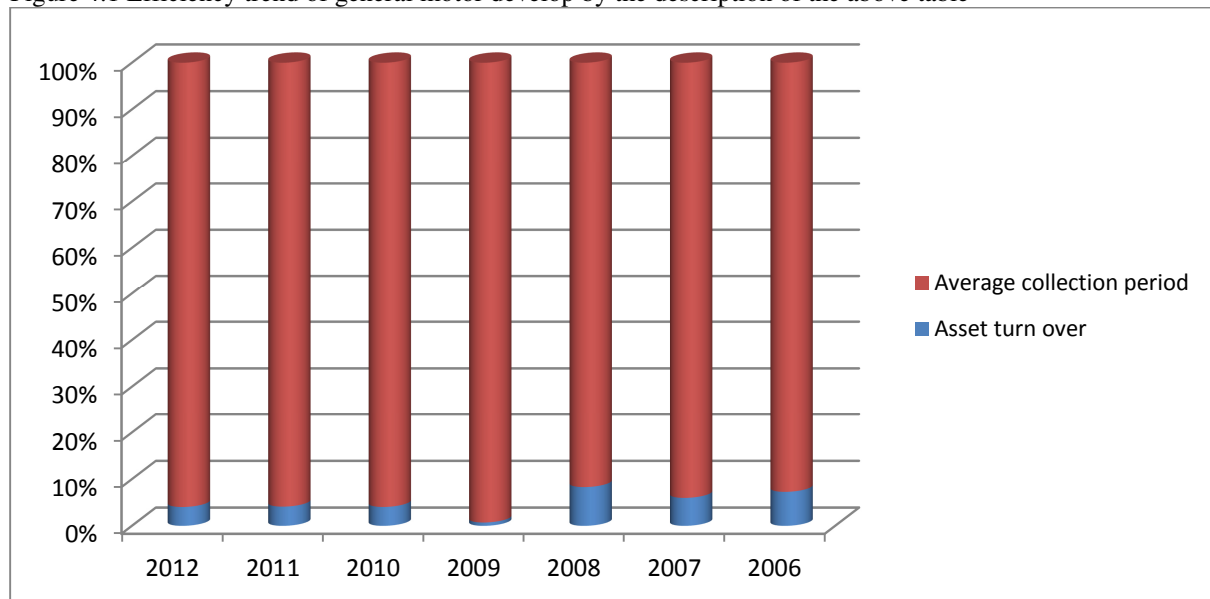
*Note: Sale decrease 50% in 2009 and Company filling chapter 11 for bankruptcy

Description of the above table

This is a money, quantitative relation that measures the potency of an organization that indicates, however, effectively companies will its turnover in utilizing its assets. GM's plus Turnover was 1.21% and 1.10% in year 2007 and 2006 when this it is getting too high. The Average assortment amount is mentioned in the days. For results it is detected that average assortment amount is inflated for five days in year 2007 over 2006.

From on top of analysis, we are able to summarize that the corporation seems to be non-profitable, usually no economical and runs at immense risk of failure. The Company doesn't have decent money to run its business and it becomes visible that it burns its assets from 2007 to 2009. However, it proves this information when filling bankruptcy file they improve a lot of and sustain their condition.

Figure 4.1 Efficiency trend of general motor develop by the description of the above table



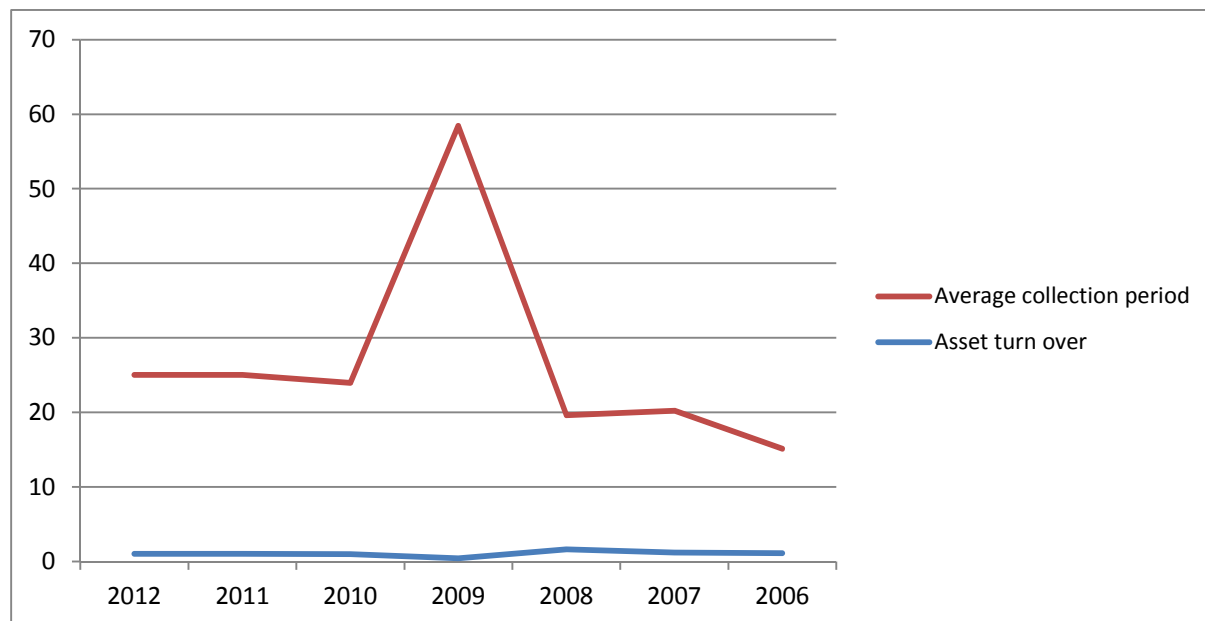


Figure 4.2 Graphical view of efficiency trend of general motors

7. Conclusion

From on top of analysis it is summarized that enormous organizations carry risk of their failures all at once with their development. The avarice of their profitableness generates immense surpluses of accumulation of capital. This accumulated wealth makes multinationals a lot of hoggish to grow on the bases of past performances and disturb the equilibrium of economy. In a while the expansion of multinationals faces challenges from at intervals trade further as from external environmental factors. And therefore the organization that rose on the sturdy foundation of growth strategy befall gorge of step-down. During this scenario organization want intensive amendment to uphold it bright precedent however it necessitates unimaginable audacity and sympathy to forfeit. It involves acquaintance of internal and external environments that foresee chance.

The incident of General motor's bankruptcy happened in economic recession; but the quantitative relation analysis suggests that performance of weight unit began to start out declining from the year 2005 from all aspects. Another putting outcome determined is trailing exchange price of USD against all major currencies since year 2000.

It reveals the connection among slump, performance of organizations and fluctuation in currency exchange price. This creates a chance for more analysis to classify leading, powerful and prevailing factors, variety of relationships among them and therefore the ways in which for survivors.

The outcome of this analysis suggests that the subsistence of organization may be created widen with strategic innovation. The Researcher is willing to counsel his recommendation for giant firms that run in danger of failure or at their declining stage.

8. Recommendations

Following square measure the few suggestions to avoid insolvencies;

Large organization ought to manage their debt, quantitative relation, operational income and liquidity of the Organization. It shouldn't fall down below average trade benchmark or shouldn't scale back for the second consecutive years.

Large organization ought to involve the qualified economic expert in board of administrators, who ought to involve in strategic designing and deciding perceptive future trends of currencies, commodities and the economic cycle.

Leadership and management ought to observe the profitableness and production of the firm, with the confine mind that the prosperity brings the seed of its own dying so form the strategy consequently.

Large organizations will solely survive with innovative practices in its merchandise, services, strategies of operations, structure and organization as a full.

Leadership ought to build economical money designing and management that implement the changes consistent with the internal and external surroundings and will not make mistakes of overcapacity and high wheelwork.

Management ought to manage resources in such the way that, it'll scale back expenses; improve Productivity and potency of operation.

Reference

- Alan Greenspan, (2009) Greenspan Says U.S. Should Consider Breaking Up Large Banks.<http://www.bloomberg.com/apps/news?pid=newsarchive&sid=aJ8HPmNUfchg> 15, October 2009 [Accessed: 5 April 2014]
- BankruptcyData.com. 2009. The 20 largest corporate bankruptcies. [ONLINE] Available at: <http://www.bankruptcy.com> [Accessed 09 November 11].
- Burnsed, B. (2009). Ratter: General Motors CEO Wagoner Had to Go. Available: <http://www.bloomberg.com0.html>. Last accessed 25th Dec 2011.
- Clarke Murphy and J. Frank Brown . (2009). Corporate governance. Available: http://www.businessweek.com/managing/content/mar2009/ca20090317_728807.htm.
- Dyson, J. (2010). Accounting for non accounting students. Eight Edition, prentice hall Essex, England. Pp.220-230, 402-403
- Easterby-Smith et al. (2008). Management research. 3rd edn. Sage: London. In Saunedrs et. al (2009) research methods for business student. Essex, Prentice Hall. P:125-126
- Edwards. P., (2011). Market hits by global bankruptcy. City A.M. 1501 Encyclopedia Britannica (1911)Encyclopaedia Britannica, [online] Available at: http://www.britannica.com/EBchecked/topic/52019/bankruptcyEncyclopaedia_Britannica [Accessed: 6th April 2014].
- Gapper, J. (2008). Why bankruptcy is the best for Detroit. Available: <http://blogs.ft.com/businessblog/2008/11/why-bankruptcy-is-the-best-bet-for-detroit/#axzz1haEd1q2v> html. Last accessed 25th April 2014.
- General Motors annual research (2007) website. <http://www.dowindustrials.com/annualresearchs/GM.pdf> [Accessed: 15th April 2014]
- General Motors company website. <http://www.gm.com> [Accessed: 2nd April 2014]
- General Motors. (2009). General Motors: FHR in Relation to Share Price. Available: <http://www.rapidratings.com/page.php?26>. Last accessed 27
- Ghuri, P. and Gronhaug, K (2005). Research methods in business studies. 3rd ed. Harlow: Finacial Times Prentise Hall .p 268.
- GM Annual Research. 2010. Risk Factors. [ONLINE] Available at:https://materials.proxyvote.com/Approved/37045V/20110408/AR_87685/HTML2/general_motorsar2010_0111.htm. [Accessed 06 April 2014].
- GM Press Release, 2012. GM global sales up 7.6% in 2011 to 9.026M vehicles; China and US largest markets. Green Car Congress, [Online]. 20 January 2012, 1. Available at:<http://www.greencarcongress.com/2012/01/gm-20120120.html> [Accessed 06 April 2014].
- Hodgson G. (1981). Labour at the crossroads, Martin Robertson, London, pp. 142. http://media.gm.com/content/media/in/en/news.detail.html/content/Pages/news/in/en/2010/0708_sawhney [Accessed: 7 April 2014]
- Logo. (2011). UK. Available: <http://www.ukvisaandimmigration.co.uk/news/visa-scandal-at-university-of-wales-347.php>. Last accessed 12 December 2012.
- Miller, D. and Friesen, P. (1980). Momentum and revolution in organisational adaptation, Academy of management Journal, vol.23, no.4, p. 591-614.
- Saunders, M. Lewis, P. and Thornhill, A. (2009). Research methods for business students. Fifth edition Essex, London: Prentice Hall.p.7
- Shim, K. and Siegel, G. (2008). Financial management. 3rd ed. New York: Barron's educational series, Inc. P.1, 2, 5.
- Smith, P (2005). Advanced Economics. Oxfordshire: Philip Allan. 149.
- Thomas, S. (2007). An analysis of the environmental and competitive dynamics of management education. Journal of management development, vol.26, no.1 (2007), pp. 9-21
- Vestergaard, J. (2009).International finance and the end of liberalism. New York, NY 10016: Published by Routledge. Page: 246-247.
- Welch, D. et al. (2005). Why GM's Plan Won't work?. Available: http://www.businessweek.com/magazine/content/05_19/b3932001_mz001.htm. Last accessed 26th April 2014.
- Westra, R. (2010). Political Economy and Globalisation. New York: Routledge. 4,6,98.

Bibliography

- Allan G.,(2003), "A critique of using grounded theory as a research method," Electronic Journal of Business Research Methods, vol. 2, no. 1 (2003) pp. 1-10.
- Barney J. (1991) "Firm Resources and Sustainable Competitive Advantage", Journal of Management, vol 17, no 1, 1991.

- Cable V. (1983), protectionism and industrial decline, Nigerian publishers services limited, Nigeria Camp R.
- Benchmarking: The search for industry best practices that lead to superior performance,
Chaffee, E. "Three models of strategy", Academy of Management Review, vol 10, no. 1, 1985.
- Drucker P. The Age of Discontinuity, Heinemann, London, 1969 (also Harper and Row, New York, 1968).
- Edwards. P., (2011). Market hits by global bankruptcy. City A.M. 1501
- Mattick P. (1981), Economic crisis and crisis theory, Published by The Merlin press, London, 1st edition, P. 4, 15, 22, 23, 27, 28, 29, 36, 37, 40, 76
- Moorthy, S. (2008), "Signalling Quality with a Money-Back Guarantee: The Role of Transaction Costs", Marketing Science, 14(4), pp.44-45
- Nunes, P. (2003), "The Customer Has Escaped", London Business Review, 81(11), pp.96-97
- Partington, D. (2002), Essential Skills for Management Research, London, Sage Publications, pp.36-37
- Sarvary U. (2007), "When and How is the Internet Likely to Decrease Price Competition", Marketing Science, 18(4), pp.48-49
- Vestergaard J. (2009), Discipline in the Global Economy? International finance and the End of Liberalism, By Routledge. New York, NY 10016, P. 246-247
- Wills, M. (2004). Managing the training process: Putting the basics into practice . Journal of European Industrial Training , 18 (6), 4-28
- Yin, R.K. (2003) Case Study Research: Design and Methods (3rd ed. Beverly hills, CA: Sage.
- Zikmund, W. (2000). Business Research Methods (6th ed.). Dryden Press.

The IISTE is a pioneer in the Open-Access hosting service and academic event management. The aim of the firm is Accelerating Global Knowledge Sharing.

More information about the firm can be found on the homepage:
<http://www.iiste.org>

CALL FOR JOURNAL PAPERS

There are more than 30 peer-reviewed academic journals hosted under the hosting platform.

Prospective authors of journals can find the submission instruction on the following page: <http://www.iiste.org/journals/> All the journals articles are available online to the readers all over the world without financial, legal, or technical barriers other than those inseparable from gaining access to the internet itself. Paper version of the journals is also available upon request of readers and authors.

MORE RESOURCES

Book publication information: <http://www.iiste.org/book/>

IISTE Knowledge Sharing Partners

EBSCO, Index Copernicus, Ulrich's Periodicals Directory, JournalTOCS, PKP Open Archives Harvester, Bielefeld Academic Search Engine, Elektronische Zeitschriftenbibliothek EZB, Open J-Gate, OCLC WorldCat, Universe Digital Library, NewJour, Google Scholar

